

US00D591933S

(12) **United States Design Patent**  
**Shirey**

(10) **Patent No.:** **US D591,933 S**

(45) **Date of Patent:** **\*\* May 12, 2009**

(54) **BEANIE WITH OPENING HAVING BUTTON AND LOOP CLOSURE**

(76) Inventor: **Nicole Shirey**, 13 W. South St., Smyrna, DE (US) 19977

(\*\*) Term: **14 Years**

(21) Appl. No.: **29/295,545**

(22) Filed: **Oct. 1, 2007**

(51) **LOC (9) Cl.** ..... **02-03**

(52) **U.S. Cl.** ..... **D2/889**

(58) **Field of Classification Search** ..... D2/865, D2/866, 871, 872, 873, 875, 876, 877, 879, D2/880, 881, 882, 884, 886, 887, 889, 891, D2/892, 893, 895; D16/900; 2/10, 171, 2/171.1, 171.5, 171.6, 171.7, 171.8, 172, 2/175.1, 175.3, 175.6, 195.1, 195.2, 195.4, 2/195.7, 195.8, 209.12, 209.13, 29.14

See application file for complete search history.

(56) **References Cited**

**U.S. PATENT DOCUMENTS**

167,538	A *	9/1875	Isidor et al.	2/195.7
1,144,366	A *	6/1915	Levine	2/195.1
1,475,653	A *	11/1923	Rosenberg	66/171
1,614,231	A	1/1927	Cosgrove	
1,624,727	A	4/1927	Goldberg	
1,704,576	A	3/1929	Pellegrino	
1,785,637	A *	12/1930	Lipper	66/171
1,990,096	A *	2/1935	Rothchild	2/171.5
1,996,254	A	4/1935	Parlow	
2,039,478	A *	5/1936	Ensten	2/203
D136,225	S	8/1943	Lish	D2/877
D136,282	S	8/1943	Lish	D2/875
D136,283	S	8/1943	Lish	D2/882
2,682,667	A *	7/1954	Michelstetter	2/205
D173,620	S	12/1954	Krieger et al.	
2,753,566	A	7/1956	Perelman	
3,041,628	A	7/1962	Fish et al.	

3,054,113	A *	9/1962	Salesky et al.	2/175.9
3,109,176	A *	11/1963	Schuessler	2/195.8
3,357,070	A	12/1967	Sloan	
4,872,218	A	10/1989	Holt	

(Continued)

**OTHER PUBLICATIONS**

Girl32 Ponytail Hats, as shown on <http://buzzmg.com>, dated Feb. 2005 (2 pages).\*

(Continued)

*Primary Examiner*—Elizabeth A Albert

*Assistant Examiner*—Karen E Eldridge Powers

(74) *Attorney, Agent, or Firm*—Connolly Bove, Lodge & Hutz LLP

(57) **CLAIM**

An ornamental design for a beanie with opening having button and loop closure, as shown and described.

**DESCRIPTION**

FIG. 1 is a rear elevational view of a beanie with opening having button and loop closure in its fully open position, showing my new design.

FIG. 2 is a right side elevational view thereof;

FIG. 3 is a left side elevational view thereof;

FIG. 4 is a top plan view thereof;

FIG. 5 is a bottom plan view thereof;

FIG. 6 is a rear elevational view similar to FIG. 1, but showing the button and loop closure in its fully closed position;

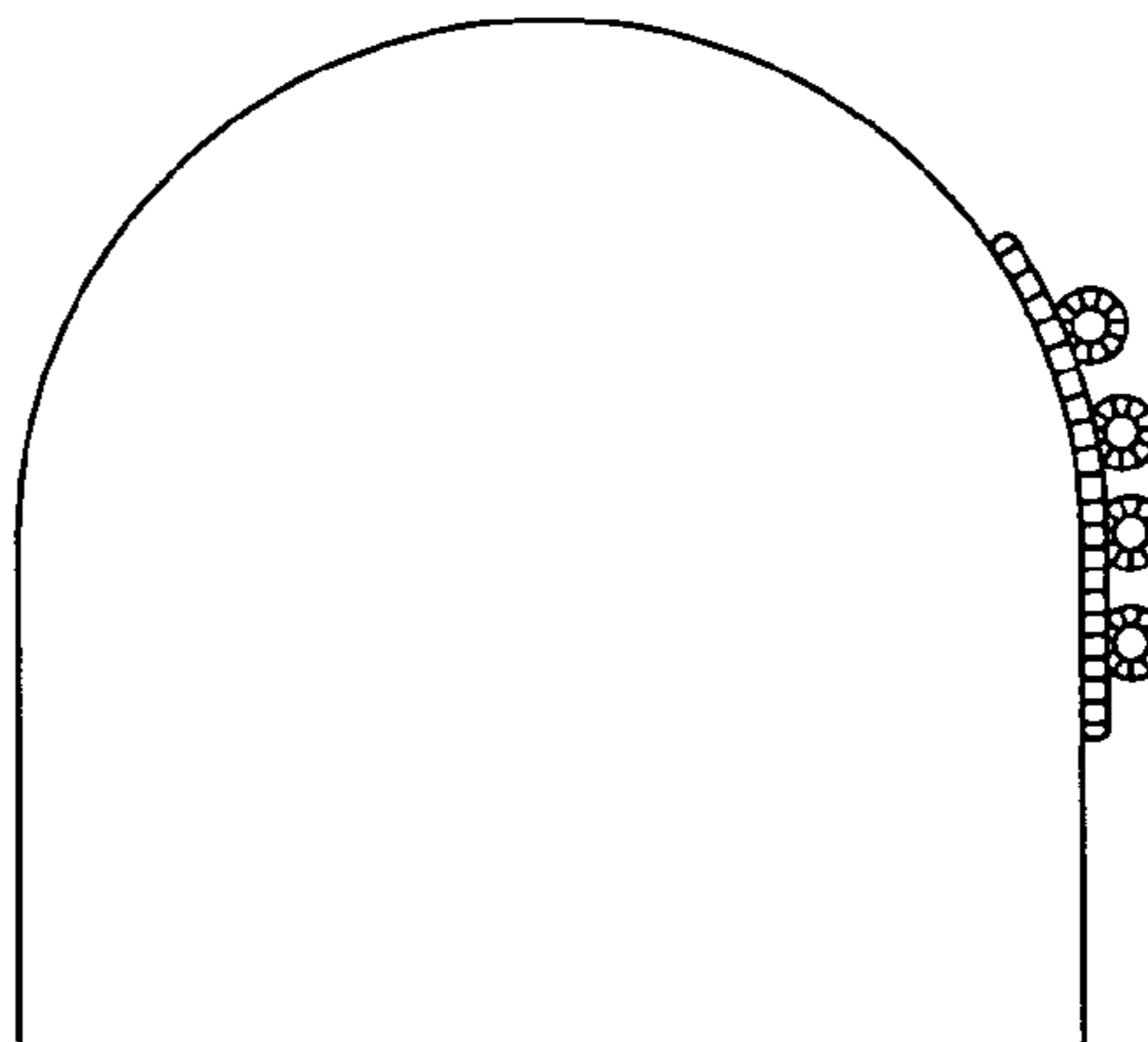
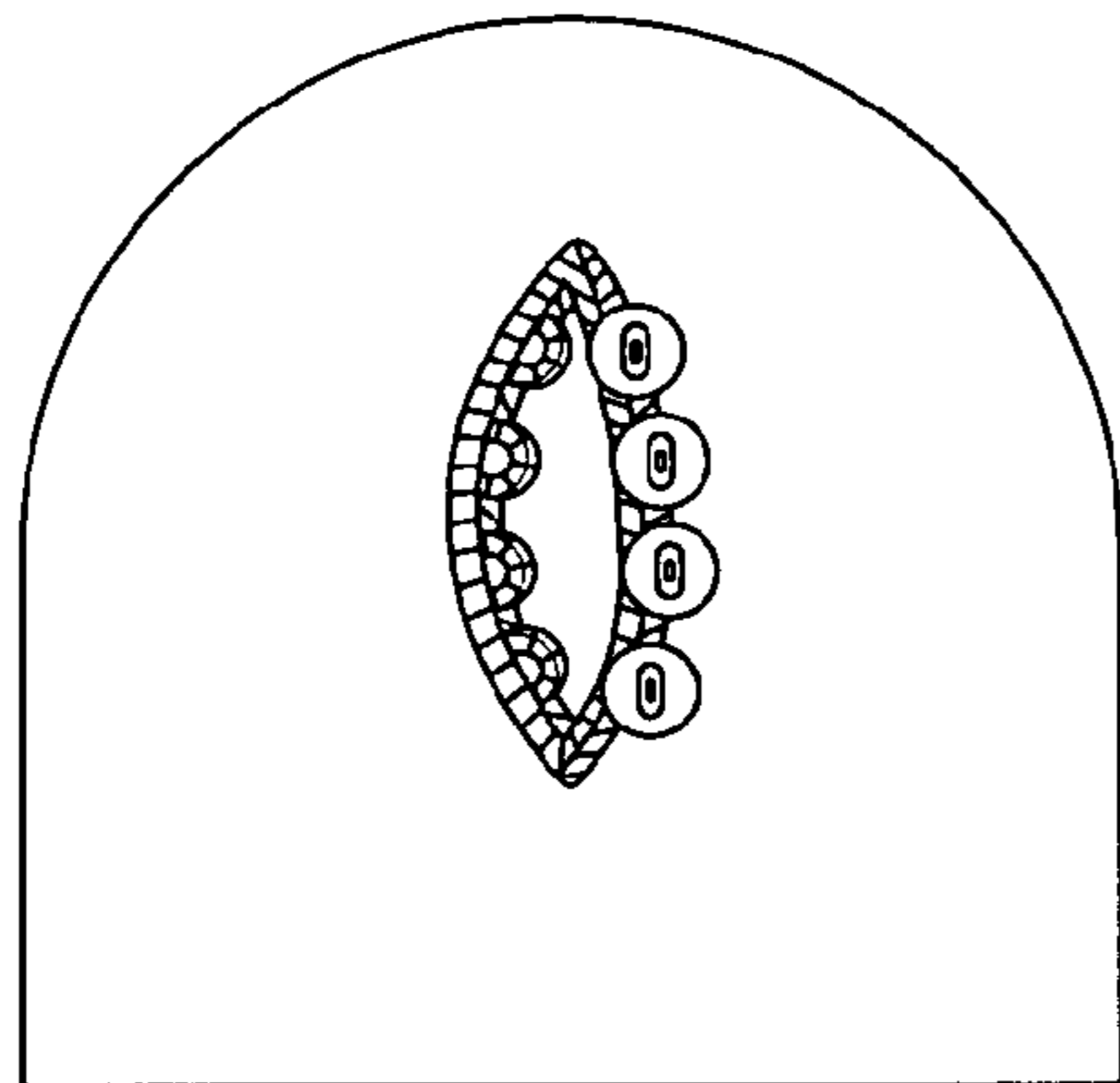
FIG. 7 is a right side elevational view thereof;

FIG. 8 is a left side elevational view thereof;

FIG. 9 is a top plan view thereof; and,

FIG. 10 is a bottom plan view thereof.

**1 Claim, 2 Drawing Sheets**



# US D591,933 S

Page 2

## U.S. PATENT DOCUMENTS

4,998,544	A	3/1991	Obergfell				
5,156,171	A	10/1992	Goodman				
5,170,509	A	12/1992	Leopold				
5,239,705	A	8/1993	Leopold				
5,301,696	A	4/1994	Revson				
5,321,854	A	6/1994	Kronenberger				
D350,427	S	9/1994	Vig et al.				
5,359,733	A	11/1994	Brannon et al.				
5,455,970	A *	10/1995	Vance et al.	.....	2/171.04		
5,499,638	A	3/1996	Ripley				
D374,332	S *	10/1996	Brister et al.	.....	D2/881		
D374,758	S *	10/1996	Armenta et al.	.....	D2/891		
5,694,647	A	12/1997	Crickmore				
5,875,494	A *	3/1999	Garnier et al.	.....	2/209.7		
5,907,871	A *	6/1999	Austin	.....	2/209.12		
5,933,872	A	8/1999	Lema				
D420,207	S *	2/2000	Barton et al.	.....	D2/889		
6,059,246	A *	5/2000	Robbins	.....	248/317		
D482,848	S *	12/2003	McKinney et al.	.....	D2/880		
D482,849	S *	12/2003	Mansell et al.	.....	D2/882		
D483,928	S *	12/2003	Mansell et al.	.....	D2/889		
D496,146	S *	9/2004	Appleberry	.....	D2/876		
D501,067	S	1/2005	Schenck et al.				
D564,183	S *	3/2008	Roach et al.	.....	D2/865		
2003/0009813	A1	1/2003	Dreher				
2007/0147027	A1 *	6/2007	Chuang	.....	362/106		

## OTHER PUBLICATIONS

Girl32 Ponytail Hats, as shown in article, "A winter hat just for the ponytail, set," as shown on <http://jscms.jrn.columbia.edu>, dated Dec. 13, 2005 (6 pages).\*

G3irl32 Ponytail Hats, as shown in Glamour Magazine, dated Feb. 2005 (3 pages).\*

\* cited by examiner

FIG. 4

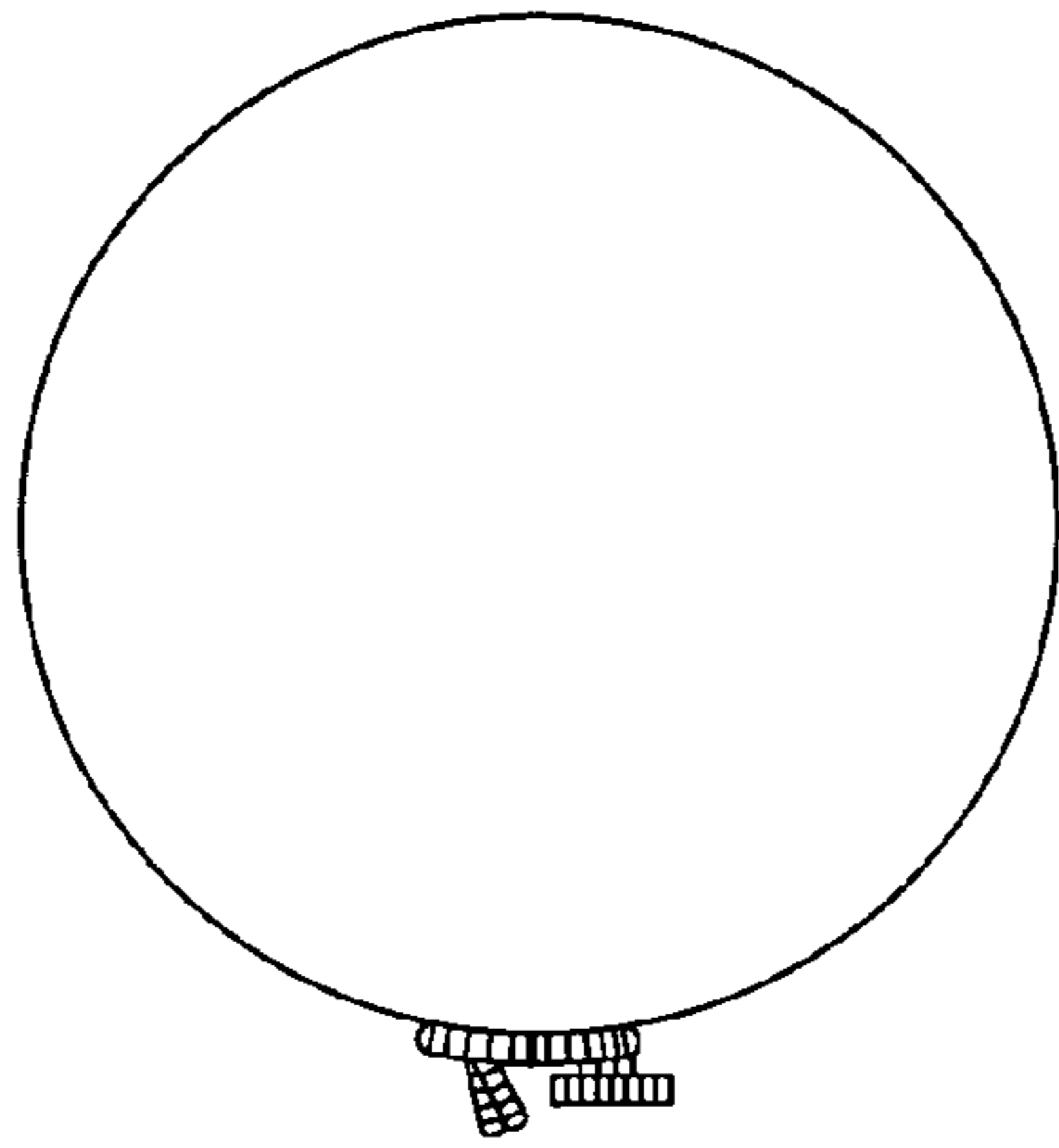


FIG. 1

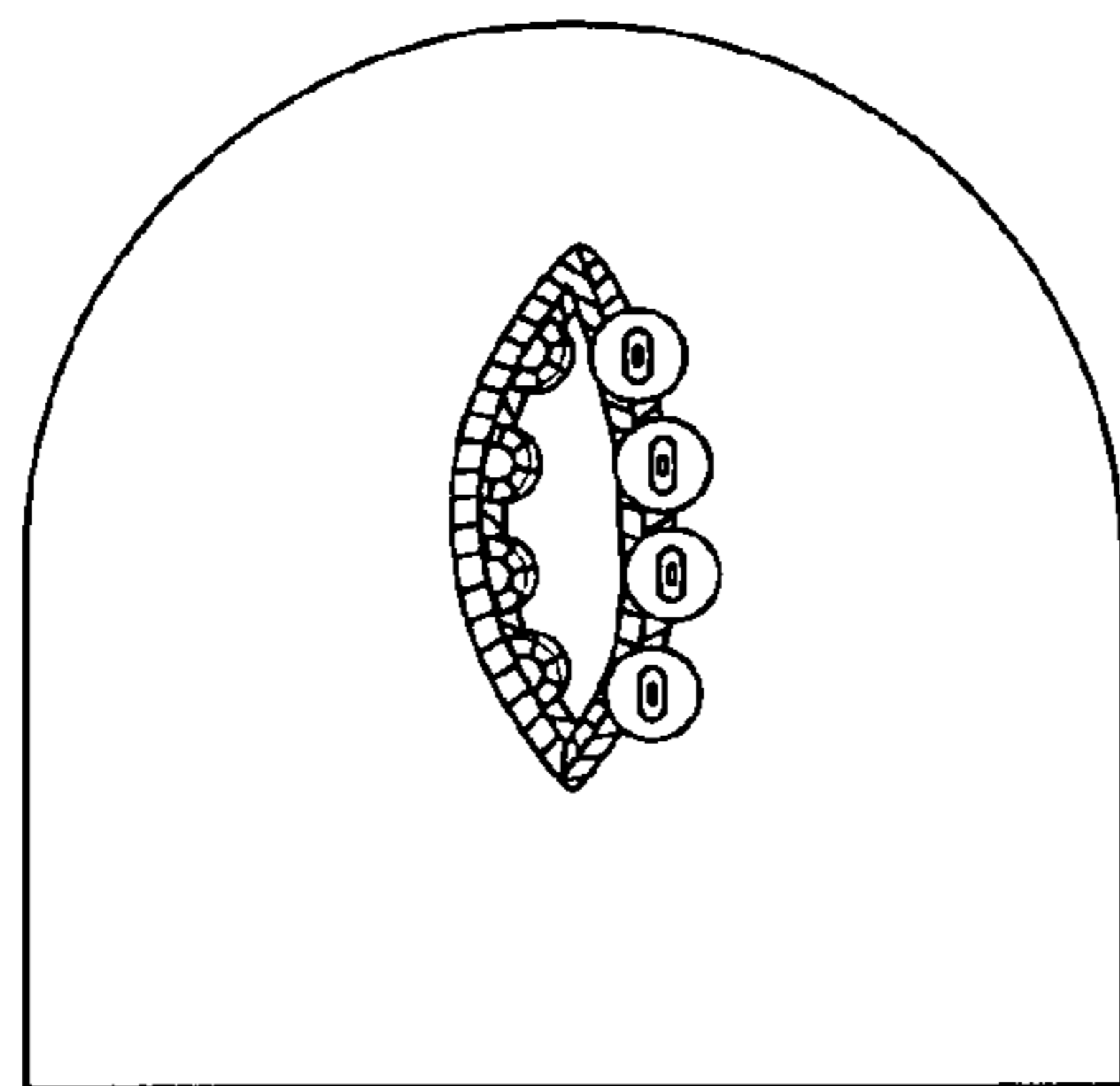


FIG. 2

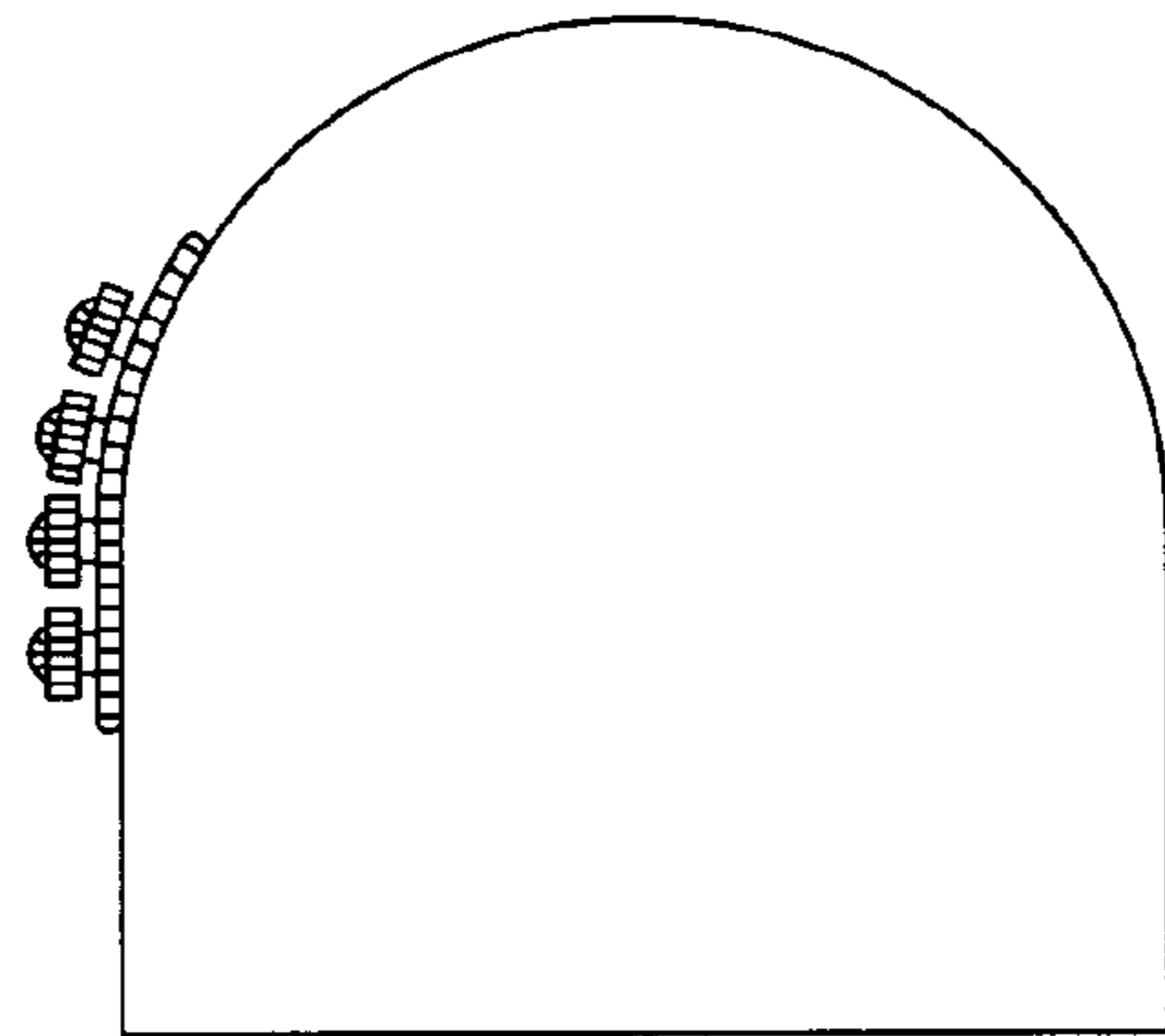


FIG. 5

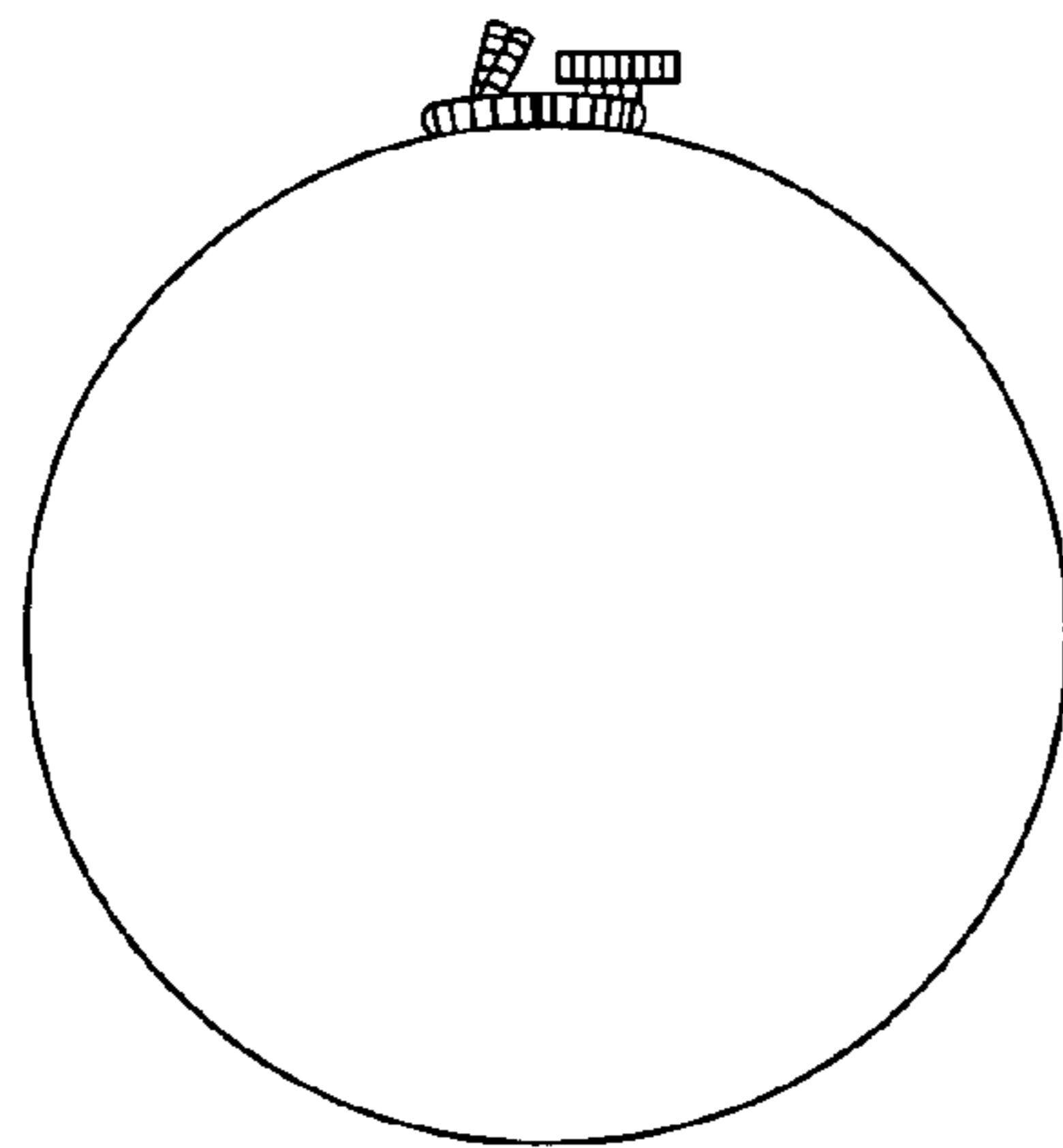


FIG. 3

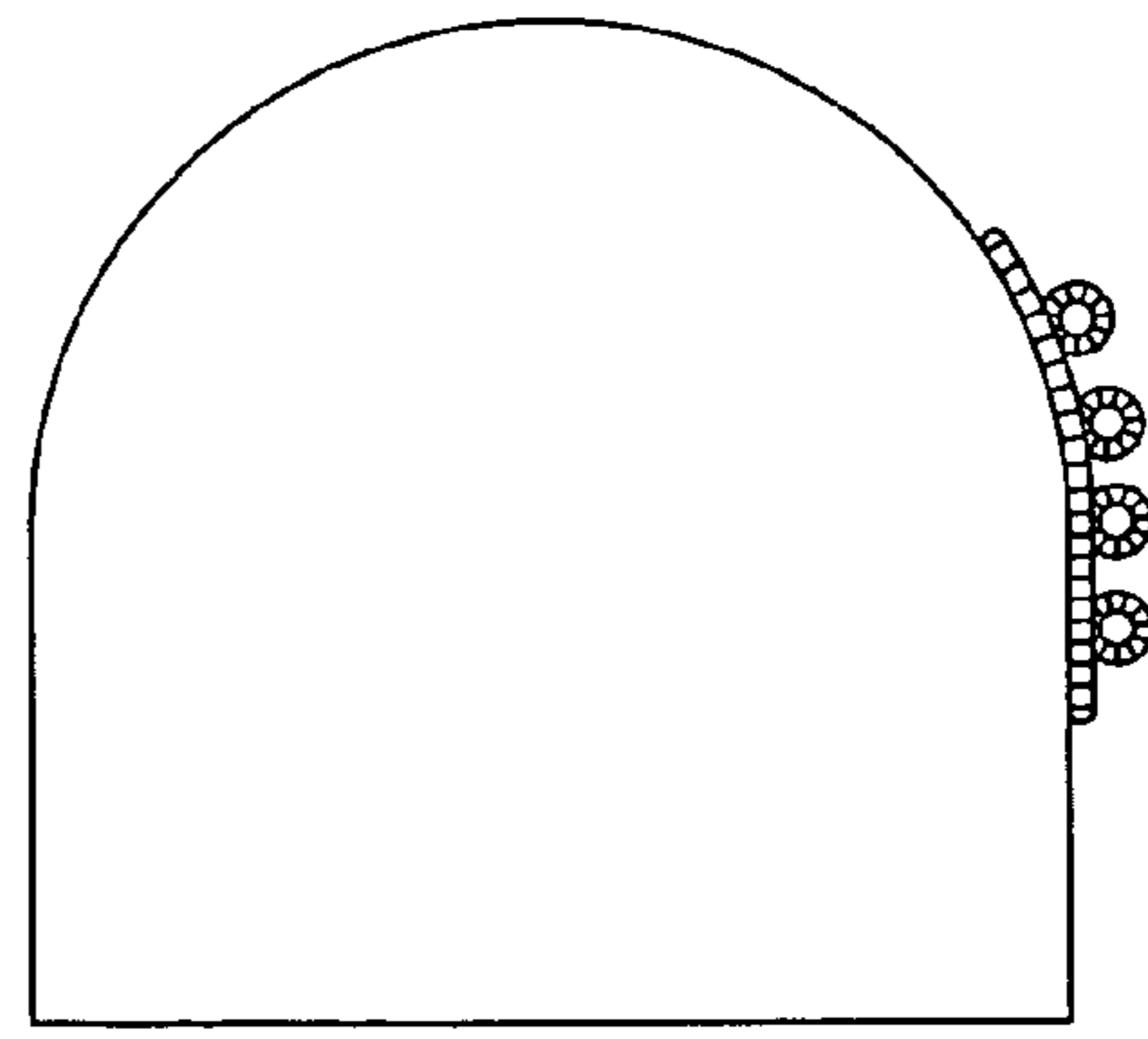


FIG. 9

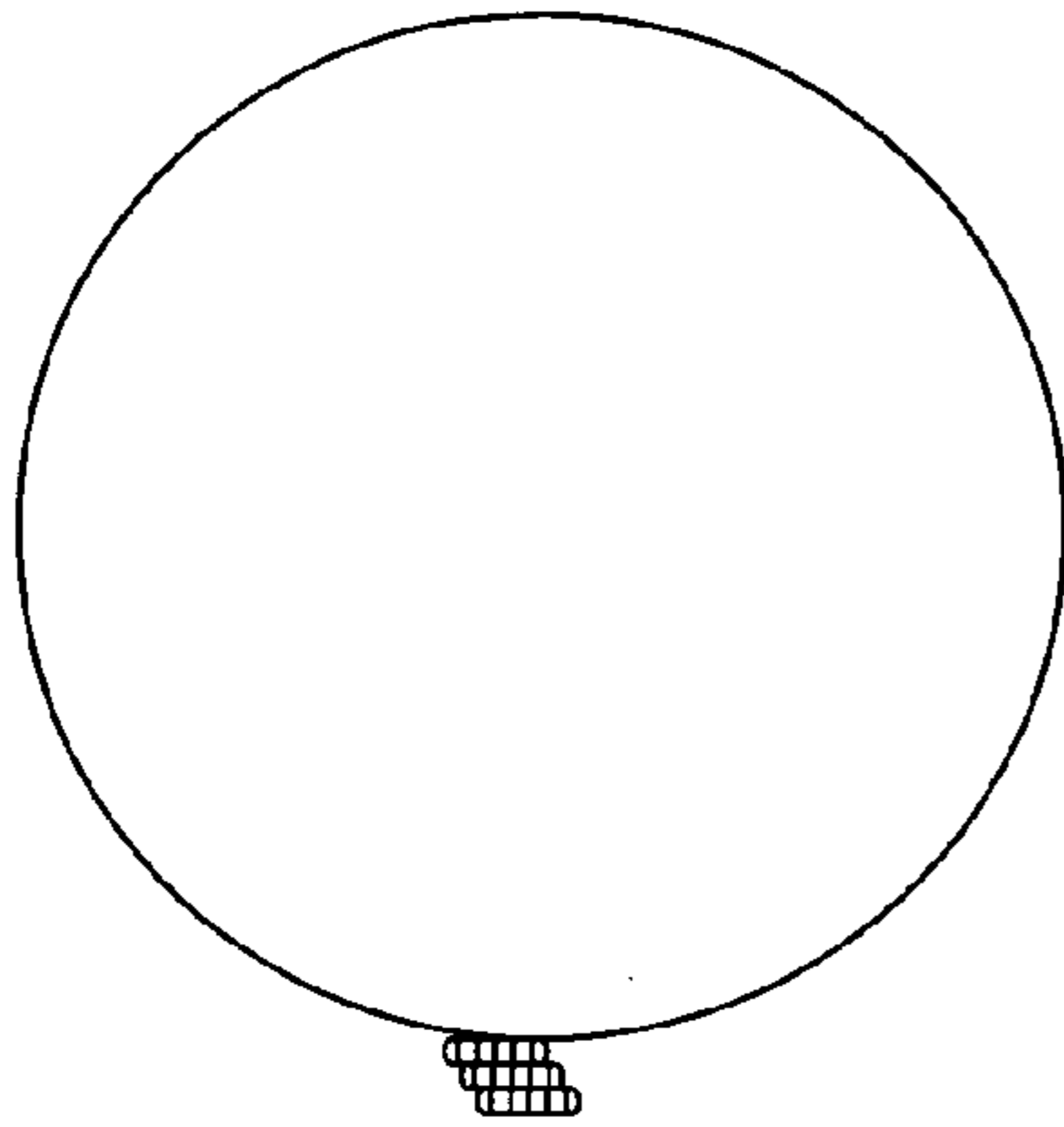


FIG. 6

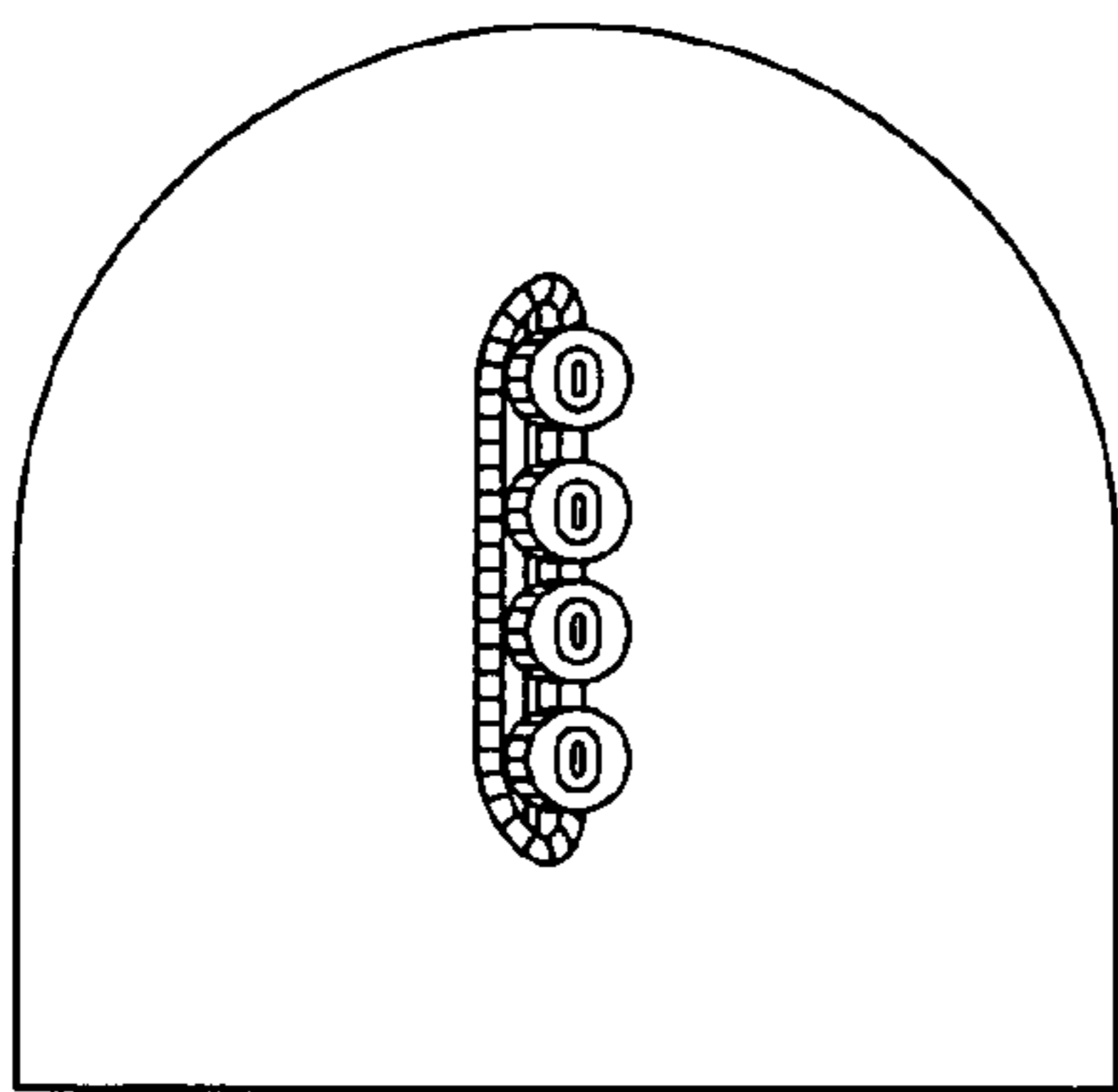


FIG. 7

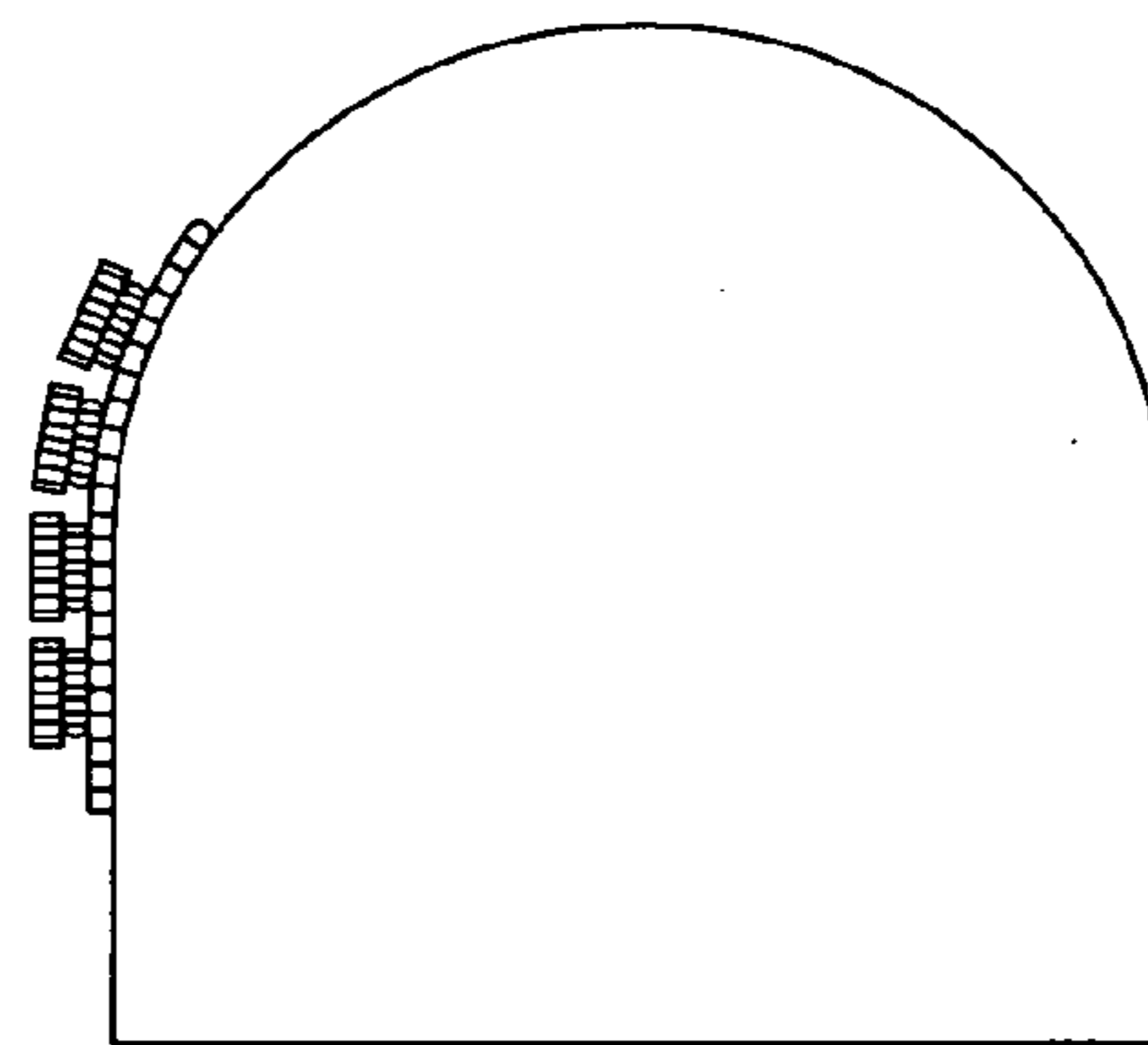


FIG. 10

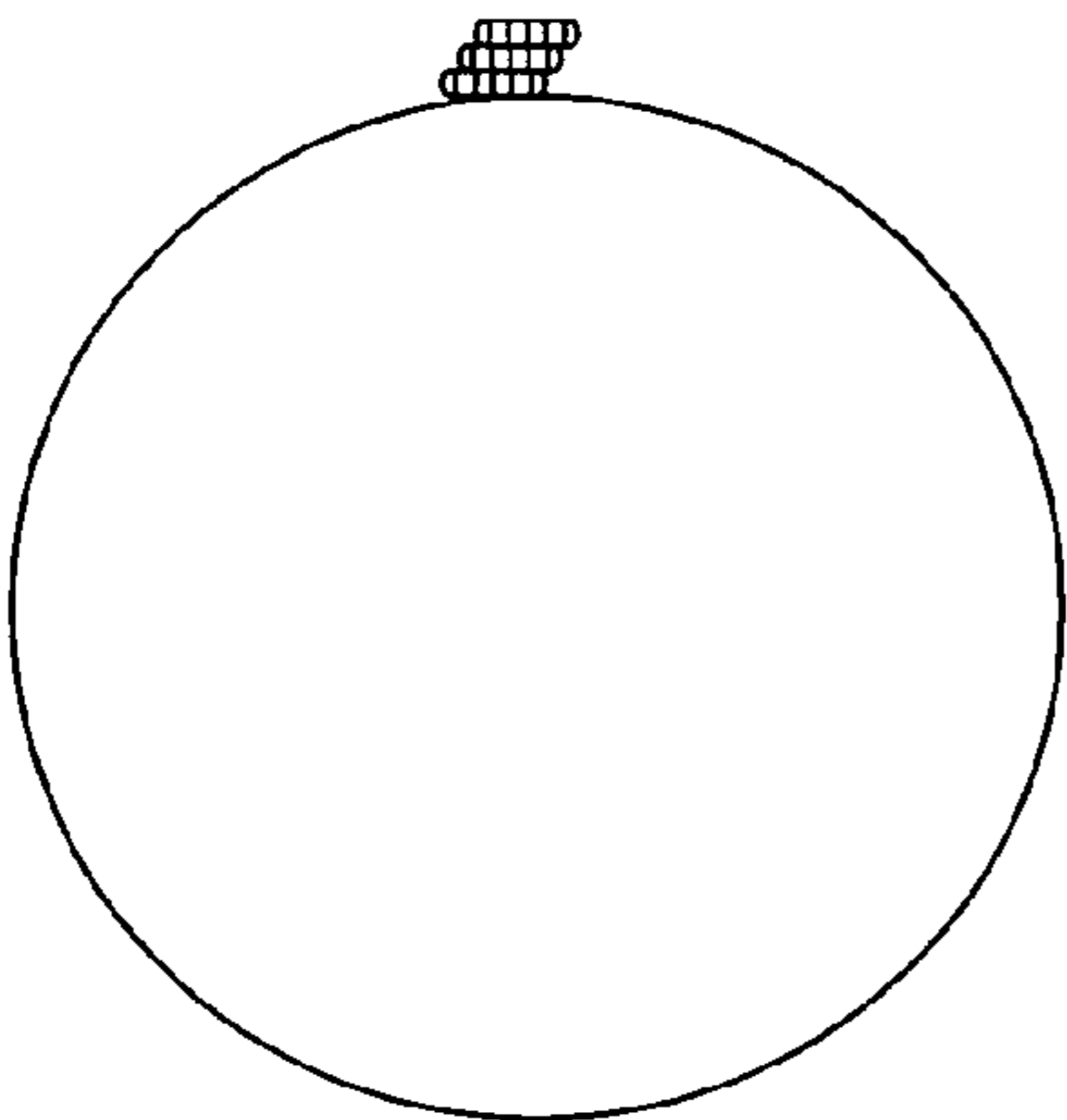


FIG. 8

