

US00D591932S

(12) **United States Design Patent**
Groves et al.

(10) **Patent No.:** **US D591,932 S**
(45) **Date of Patent:** **** May 12, 2009**

(54) **HEADPIECE**

(76) Inventors: **Joseph Eric Groves**, 10540 NW. 114th,
Granger, IA (US) 50109; **Ryan Eric Parlee**, 2100 9th St. SW., Altoona, IA
(US) 50009

(**) Term: **14 Years**

(21) Appl. No.: **29/327,653**

(22) Filed: **Nov. 11, 2008**

(51) **LOC (9) Cl.** **02-03**

(52) **U.S. Cl.** **D2/874**

(58) **Field of Classification Search** D2/865,
D2/866, 869, 870, 871, 875, 878, 879, 874,
D2/877, 884, 890, 894; 2/171, 195.8, 200.1,
2/200.3, 209.13, 209.3, 206; 446/27
See application file for complete search history.

(56) **References Cited**

U.S. PATENT DOCUMENTS

- 1,251,107 A * 12/1917 Rodgers 2/63
- 2,795,796 A * 6/1957 Ray 2/206
- 3,184,757 A 5/1965 Pennington
- D205,180 S * 7/1966 Davis D2/875
- D210,816 S * 4/1968 Aach D2/741
- D246,617 S * 12/1977 Tomlin, Jr. D2/894
- D249,198 S * 9/1978 Schulman D2/877
- D262,495 S * 1/1982 Hatten D2/872
- D295,228 S * 4/1988 Huck et al. D2/872
- D368,354 S 4/1996 Edwards, Jr.
- D384,787 S * 10/1997 Sampogna D2/824
- D389,986 S * 2/1998 Huggins et al. D2/869

- D394,340 S * 5/1998 Kennard D2/869
- 5,771,493 A 6/1998 Proctor
- 5,781,934 A 7/1998 Pauley, Jr.
- 5,791,963 A 8/1998 Lieberman
- D407,888 S * 4/1999 Morais D2/869
- 5,903,925 A 5/1999 Engebretson
- 6,000,063 A 12/1999 Sullivan
- D418,661 S * 1/2000 McCavitt et al. D2/866
- D440,742 S * 4/2001 Mitchell D2/869
- D454,678 S 3/2002 Graves et al.
- 6,374,419 B1 4/2002 Pietsch
- 6,500,041 B1 12/2002 Crome, Jr.
- 6,874,166 B2 4/2005 Clary
- 6,941,582 B2 * 9/2005 Miska 2/200.3
- D566,379 S * 4/2008 Whitted D2/866
- 2004/0117893 A1 * 6/2004 Ginsberg 2/200.3
- 2005/0198725 A1 9/2005 Mollo
- 2006/0080759 A1 4/2006 Hudson et al.
- 2007/0294802 A1 * 12/2007 Lin 2/206

* cited by examiner

Primary Examiner—Elizabeth A Albert

Assistant Examiner—Karen E Eldridge Powers

(57) **CLAIM**


The ornamental design for a headpiece, substantially as shown and described.

DESCRIPTION

FIG. 1 is a perspective view of a headpiece, shown when in an assembled state; and,

FIG. 2 is a plan view thereof, in which the claimed design is in an unassembled state.

1 Claim, 2 Drawing Sheets



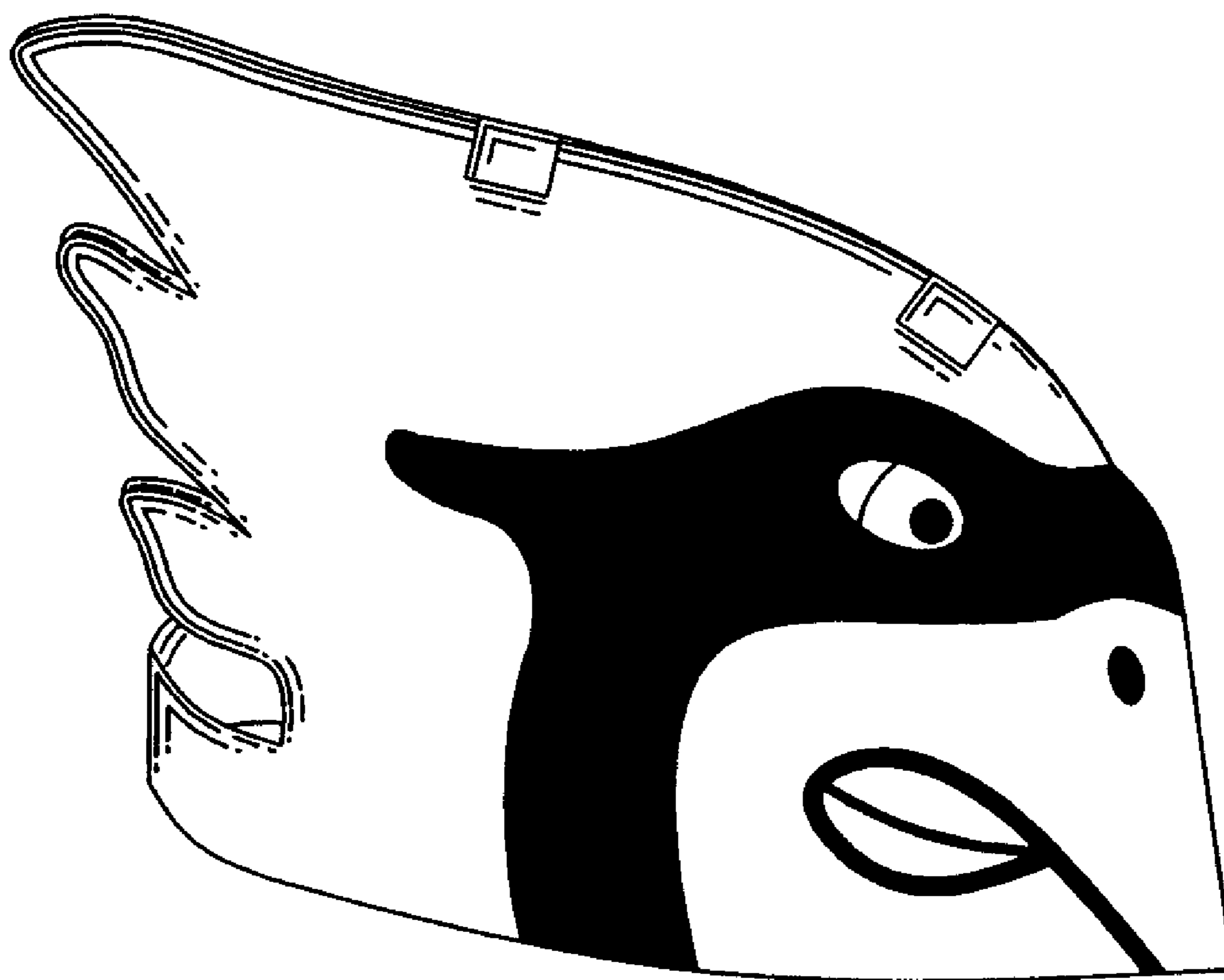


Fig. 1




Fig. 2