

US00D591930S

(12) **United States Design Patent**  
**Lorenzi**

(10) **Patent No.:** **US D591,930 S**  
(45) **Date of Patent:** **\*\* May 12, 2009**

(54) **POCKET**

D582,127 S \* 12/2008 Johanns et al. .... D2/857

(75) Inventor: **Roberto Lorenzi**, Caldogno (IT)

\* cited by examiner

(73) Assignee: **Diesel S.p.A.**, Molvena (Vicenza) (IT)

*Primary Examiner*—Ian Simmons

*Assistant Examiner*—R. Johnson

(\*\*) Term: **14 Years**

(74) *Attorney, Agent, or Firm*—James V. Costigan; Hedman & Costigan, P.C.

(21) Appl. No.: **29/301,699**

(22) Filed: **Mar. 13, 2008**

(57) **CLAIM**

The ornamental design for a pocket, as shown and described.

(30) **Foreign Application Priority Data**

**DESCRIPTION**

Sep. 13, 2007 (EM) ..... 000789045

FIG. 1 is a front perspective view of a pocket showing my new design;

(51) **LOC (9) Cl.** ..... **02-02**

(52) **U.S. Cl.** ..... **D2/857**

(58) **Field of Classification Search** ..... D2/742,

D2/857, 731, 738; 2/227, 228, 247–253

See application file for complete search history.

FIG. 2 is a front view of the invention;

FIG. 3 is a left side view of the invention;

FIG. 4 is a right side view of the invention;

FIG. 5 is a top view of the invention; and,

FIG. 6 is a bottom view of the invention.

(56) **References Cited**

**U.S. PATENT DOCUMENTS**

71,106 A \* 11/1867 Williams ..... 2/249

663,849 A \* 12/1900 Bartell ..... 2/248

2,501,162 A \* 3/1950 De Grazia ..... 2/251

4,513,455 A \* 4/1985 Gerhardt ..... 2/253

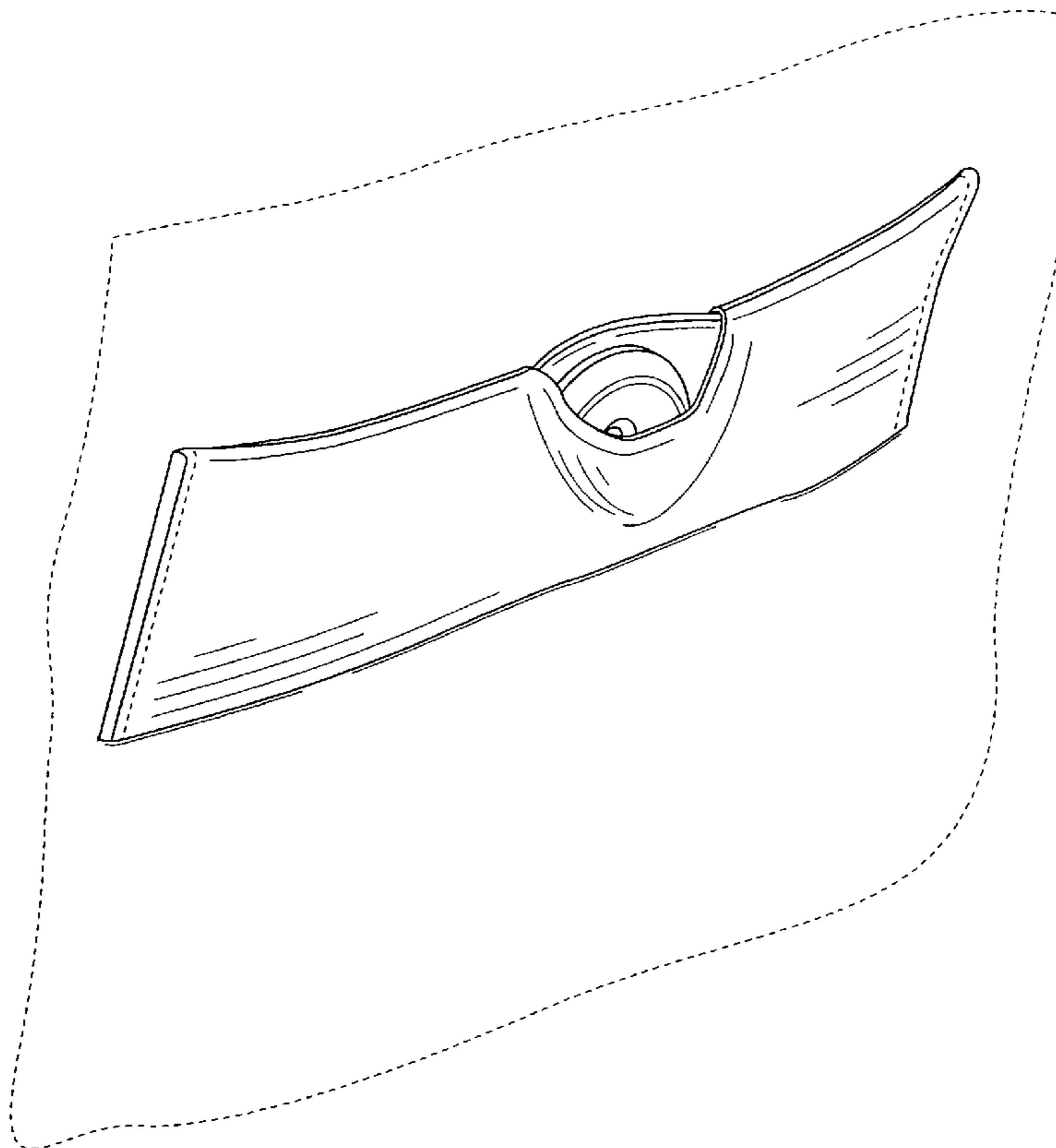
D279,231 S \* 6/1985 Hellberg ..... D29/103

D474,892 S \* 5/2003 Vazquez ..... D3/318

The broken lines, circumscribing the pocket in FIG. 1, represent the boundary of the claimed design.

The broken lines, shown on the surface of the pocket in FIGS. 1 and 2, represent stitching.

**1 Claim, 2 Drawing Sheets**



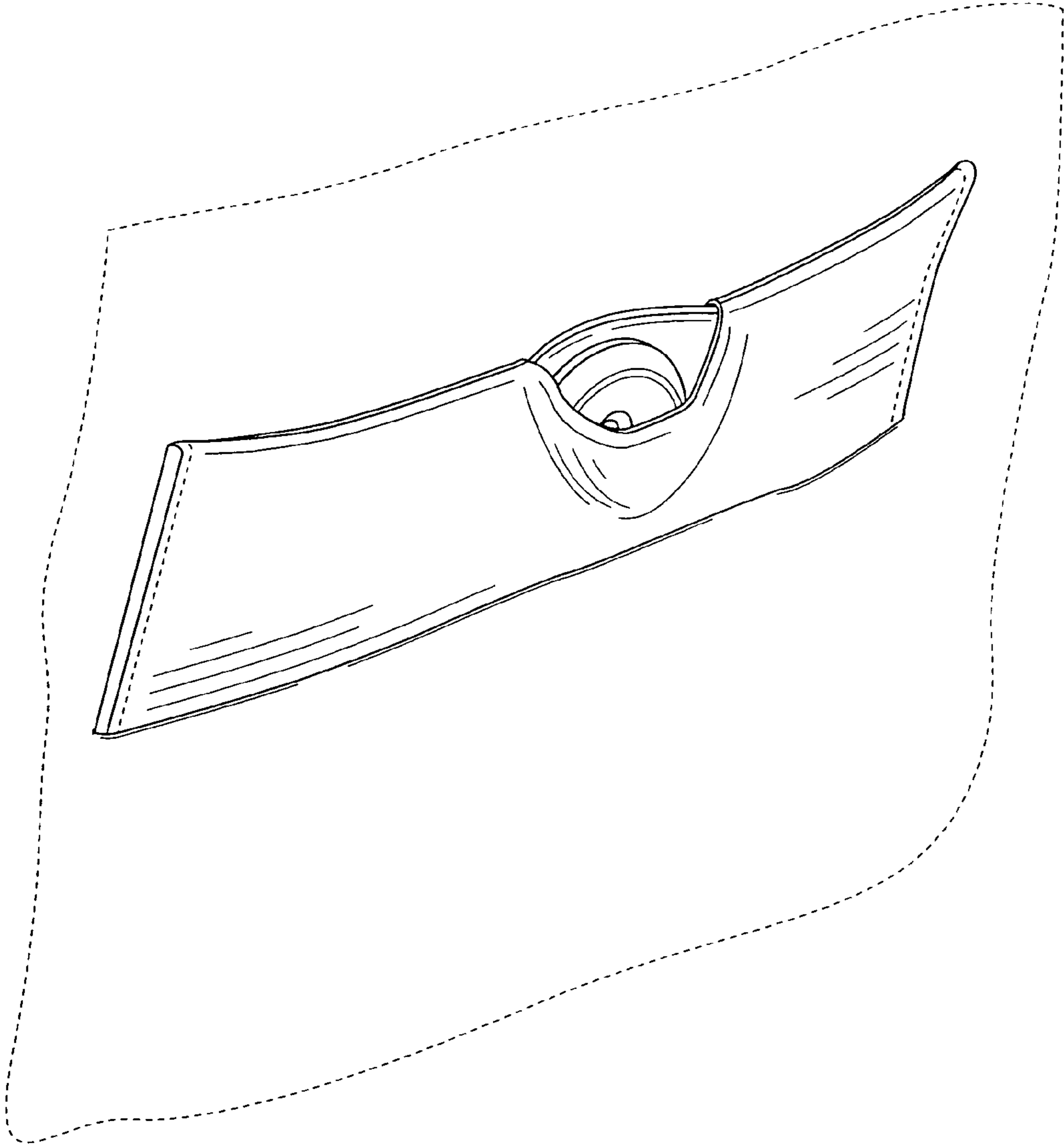


FIG. 1

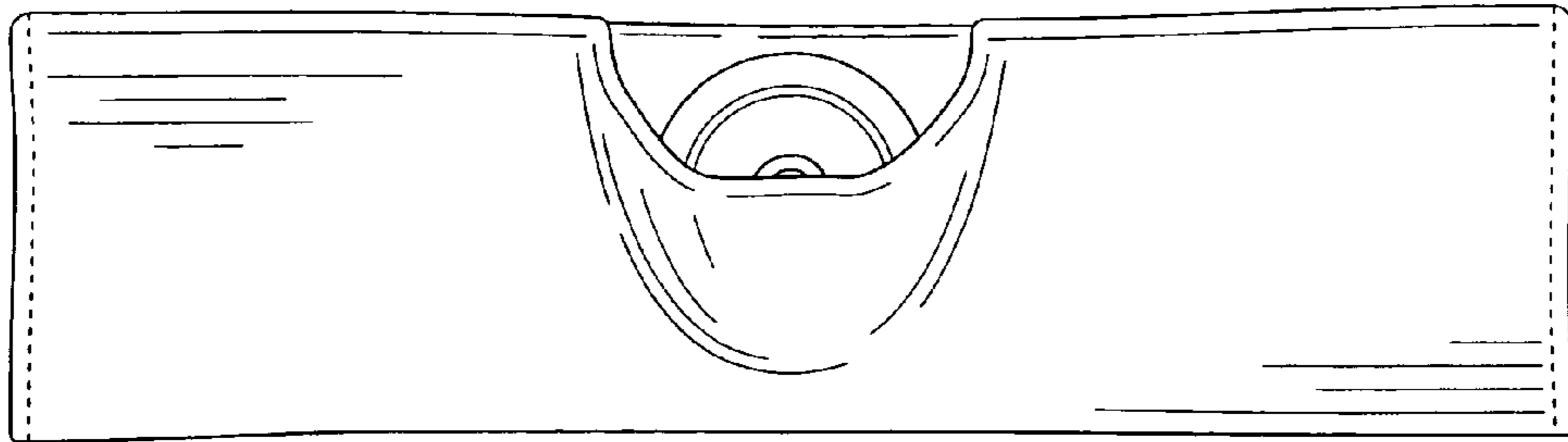


FIG. 2



FIG. 3



FIG. 4




FIG. 5

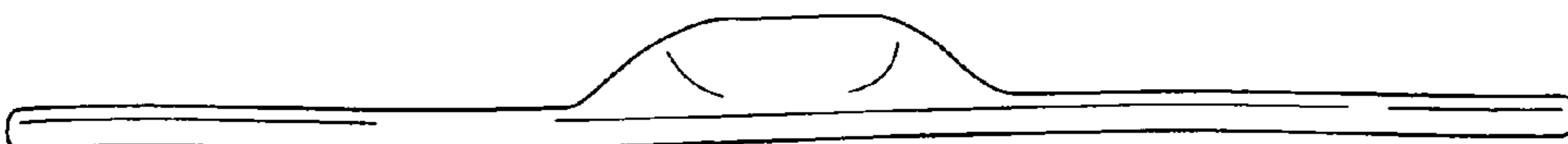


FIG. 6