

US00D591921S

(12) **United States Design Patent**
Rosenzweig et al.

(10) **Patent No.:** **US D591,921 S**
(45) **Date of Patent:** **** May 5, 2009**

(54) **STEAM MOP**

(75) Inventors: **Maximilian Rosenzweig**, Montreal (CA); **Ognjen Vrdoljak**, Laval (CA); **Hong Zhou**, Guangdong (CN)

(73) Assignee: **Euro-Pro Operating, LLC**, West Newton, MA (US)

(**) Term: **14 Years**

(21) Appl. No.: **29/281,735**

(22) Filed: **Jun. 29, 2007**

(51) **LOC (9) Cl.** **15-05**

(52) **U.S. Cl.** **D32/45; D32/51**

(58) **Field of Classification Search** D32/50-52, D32/40, 22; 134/134-136, 105, 108; 15/159.1, 15/114-115, 118, 323, 329, 344, 350, 393, 15/398, 400, 412, 361, 144.1-144.4, 320, 15/322; D8/105, 45, 42; 401/138-140
See application file for complete search history.

(56) **References Cited**

U.S. PATENT DOCUMENTS

D362,937 S *	10/1995	Camp et al.	D32/48
5,455,980 A *	10/1995	Buchanan	15/228
D391,715 S *	3/1998	Irwin et al.	D32/50
D401,703 S *	11/1998	Beechuk et al.	D32/45
6,045,622 A *	4/2000	Holt et al.	134/6

D466,786 S *	12/2002	Bourgeois et al.	D8/107
6,588,045 B2 *	7/2003	Fernandez	15/119.2
6,601,261 B1 *	8/2003	Holt et al.	15/228
D497,699 S *	10/2004	Chi-Hsiang et al.	D32/45
6,871,372 B2 *	3/2005	Vosbikian et al.	15/115
D505,762 S *	5/2005	Lalanne et al.	D32/45
D514,267 S *	1/2006	Tsai	D32/45
D515,759 S *	2/2006	Fischer	D32/45

* cited by examiner

Primary Examiner—Pamela J Burgess

(74) *Attorney, Agent, or Firm*—Greenberg Traurig, LLP; Michael I. Wolfson

(57) **CLAIM**

The ornamental design for a steam mop, as shown and described.

DESCRIPTION

FIG. 1 is a top, front and left side perspective view of a steam mop showing our new design;

FIG. 2 is a front elevational view thereof;

FIG. 3 is a right side perspective view thereof;

FIG. 4 is a rear left side perspective view thereof;

FIG. 5 is a top right side perspective view thereof; and,

FIG. 6 is a bottom plan view thereof.

1 Claim, 6 Drawing Sheets

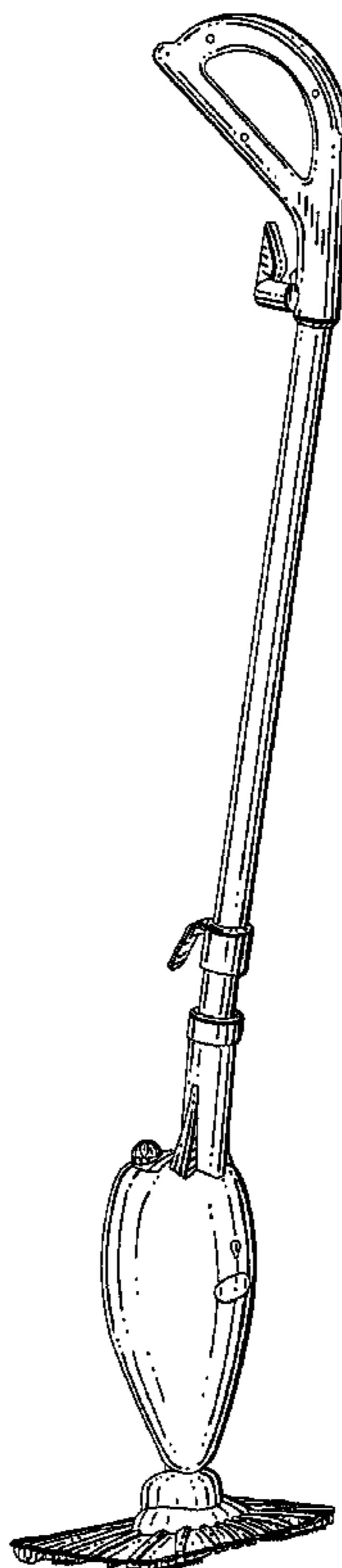


FIG. 1

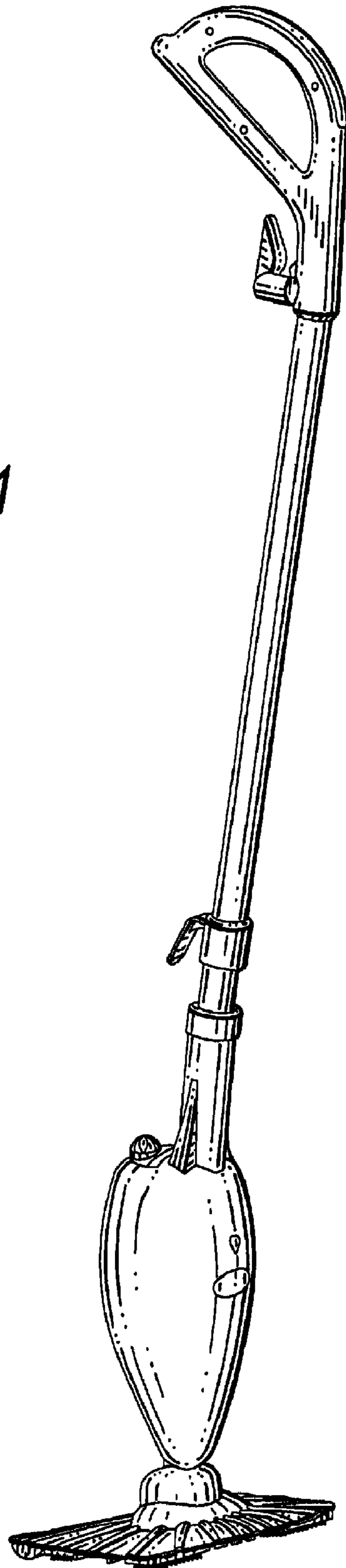
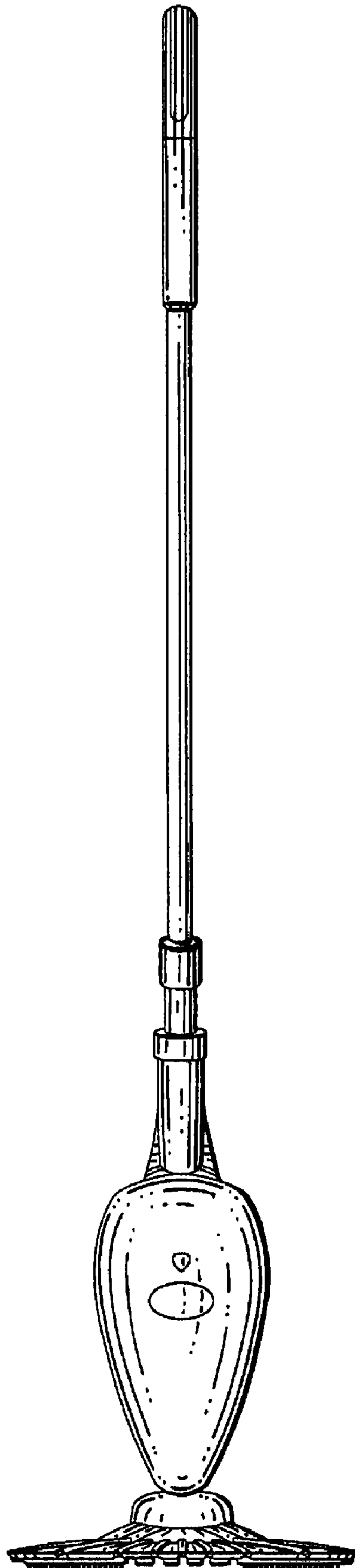


FIG. 2



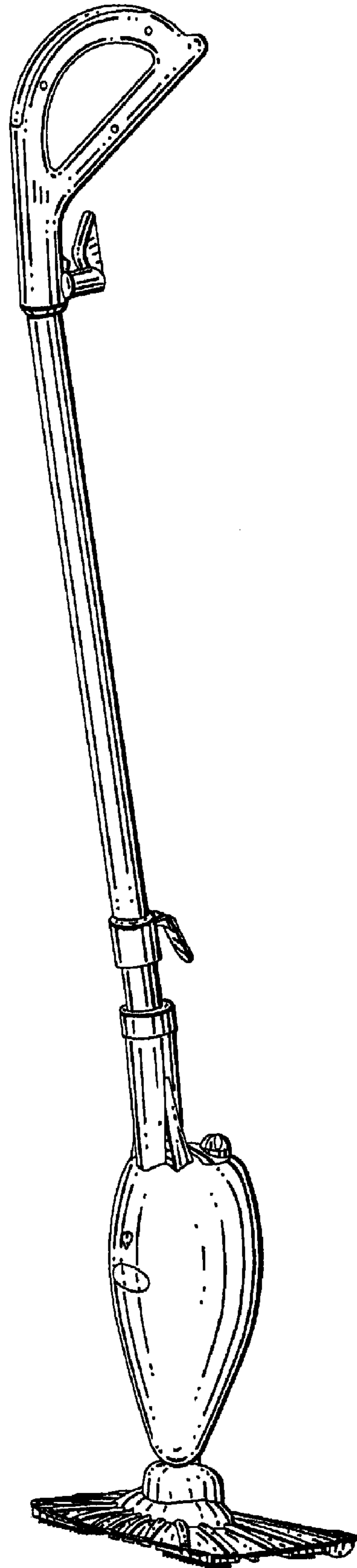


FIG. 3

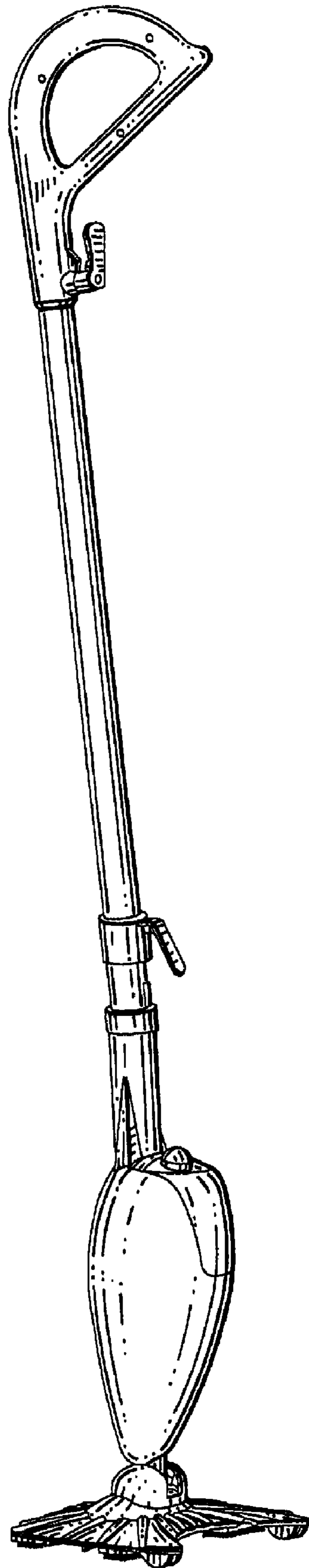


FIG. 4

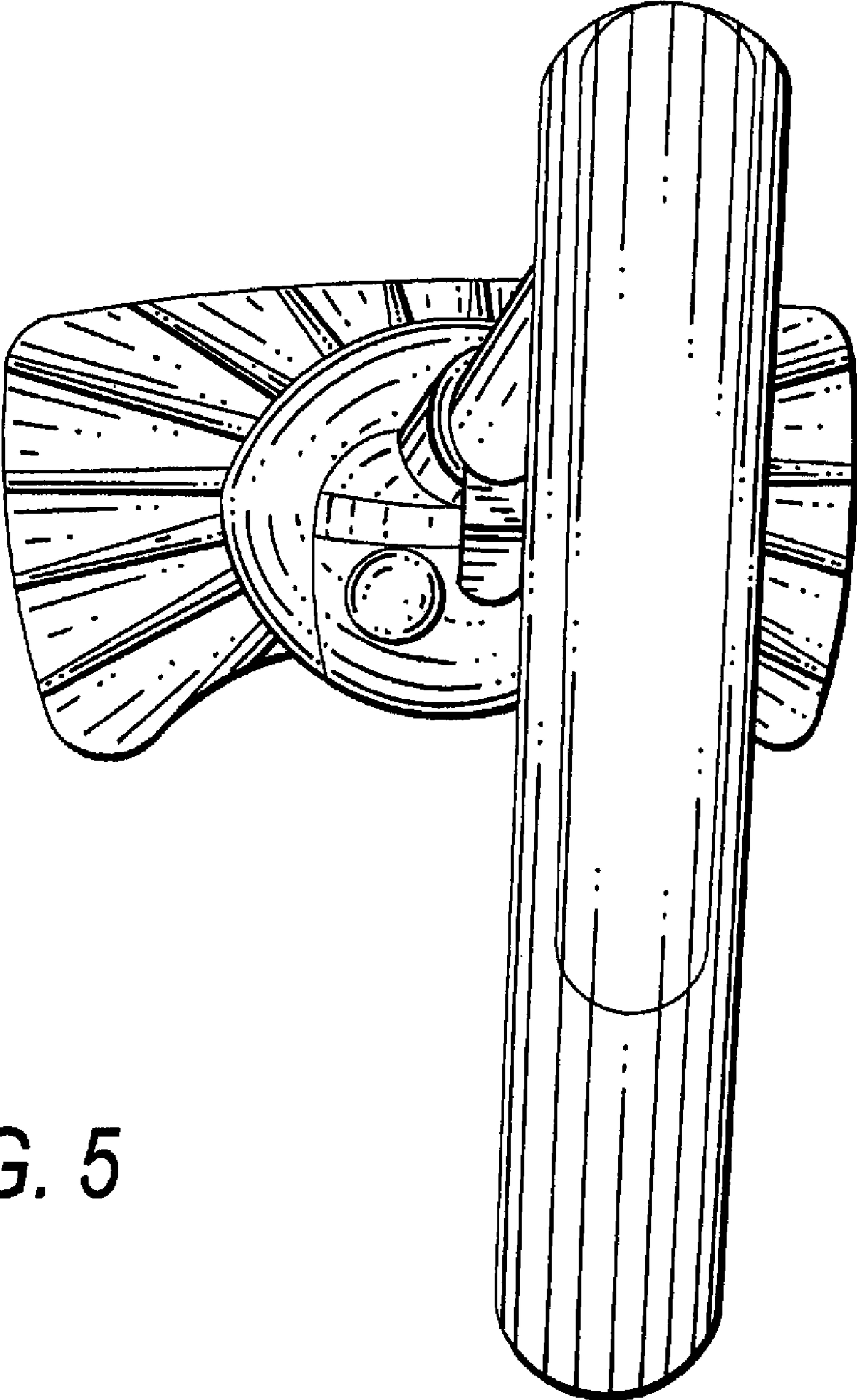


FIG. 5

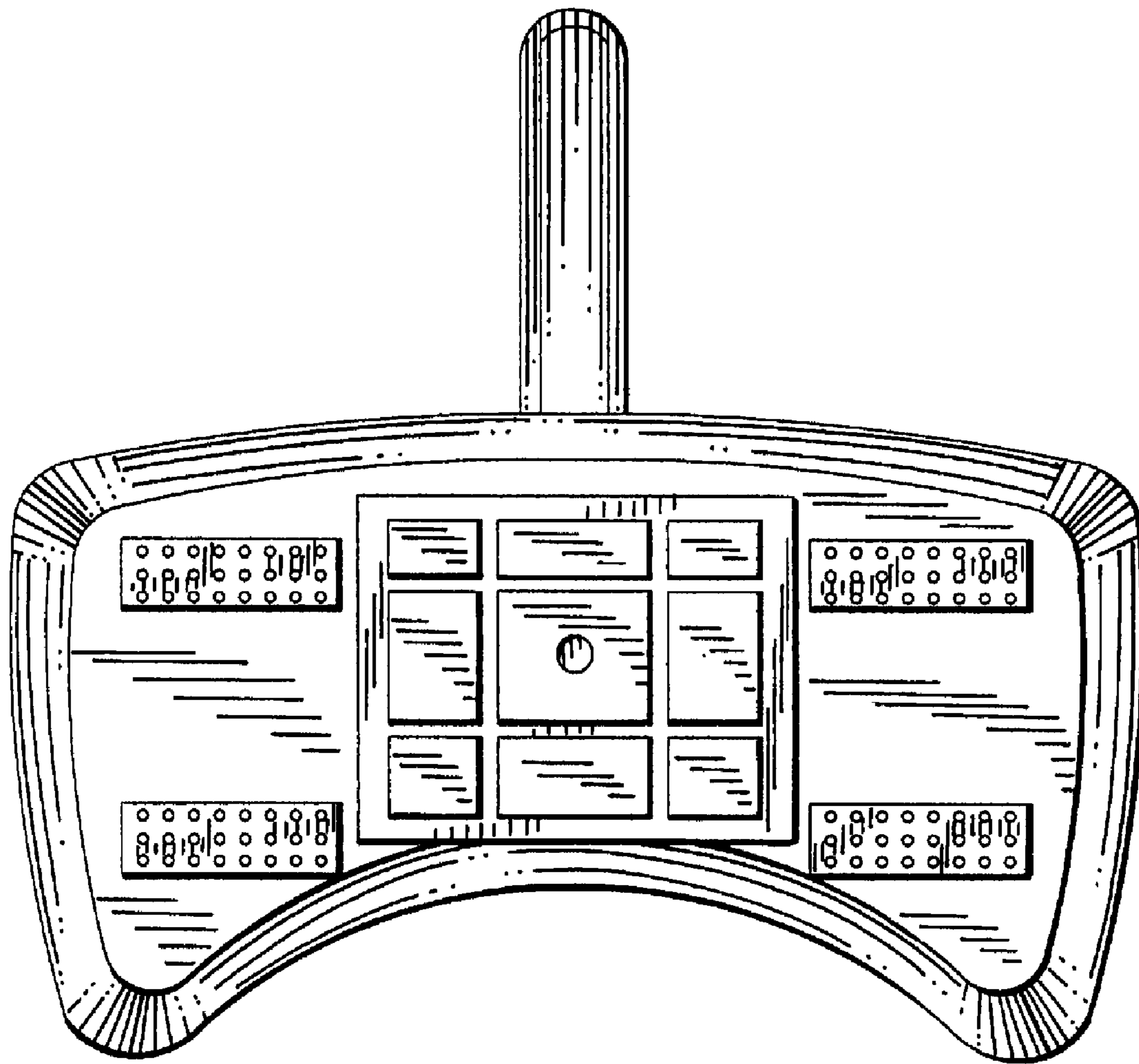


FIG. 6