

US00D591896S

(12) **United States Design Patent**
Plonski et al.

(10) **Patent No.:** **US D591,896 S**

(45) **Date of Patent:** **** May 5, 2009**

(54) **LIGHT FIXTURE**

(75) Inventors: **Eran Plonski**, Montreal (CA); **Sharath Kumar**, Laval (CA); **Eihab Baqui**, Brossard (CA)

(73) Assignee: **4187318 Canada Inc.**, Ville St. Laurent, Quebec (CA)

(**) Term: **14 Years**

(21) Appl. No.: **29/317,123**

(22) Filed: **Apr. 23, 2008**

(51) **LOC (9) Cl.** **26-99**

(52) **U.S. Cl.** **D26/118**

(58) **Field of Classification Search** D26/65,
D26/63, 141, 142, 104, 118, 128, 110, 61,
D26/62, 93, 113, 119, 130, 134, 135, 138,
D26/153; 362/647, 648, 257, 269, 277, 279,
362/285, 290, 317, 319, 329, 351, 356, 357,
362/358, 395, 410, 412

See application file for complete search history.

(56) **References Cited**

U.S. PATENT DOCUMENTS

3,805,051 A * 4/1974 Rambausk 362/346
D297,672 S * 9/1988 Skegin D26/63
D315,418 S * 3/1991 Layne D26/63
D330,944 S * 11/1992 Wereley D26/63
D373,841 S * 9/1996 Wandler et al. D26/63
D402,773 S * 12/1998 Lo D26/24

D431,307 S * 9/2000 Zelina et al. D26/24
D433,763 S * 11/2000 Donato D26/63
D437,443 S * 2/2001 Lin D26/63
D463,048 S * 9/2002 Scott et al. D26/28
D470,962 S * 2/2003 Chen D26/63
D525,382 S * 7/2006 Chen D26/65

* cited by examiner

Primary Examiner—Cathron C Brooks

Assistant Examiner—Kevin K Rudzinski

(74) *Attorney, Agent, or Firm*—Ogilvy Renault LLP

(57) **CLAIM**

The ornamental design for a light fixture, as shown and described.

DESCRIPTION

FIG. 1 is a perspective view of a first variant of the light fixture of the present design;

FIG. 2 is a first side view of the light fixture of FIG. 1;

FIG. 3 is a second side view, opposite the first side, of the light fixture of FIG. 1;

FIG. 4 is a front view of the light fixture of FIG. 1;

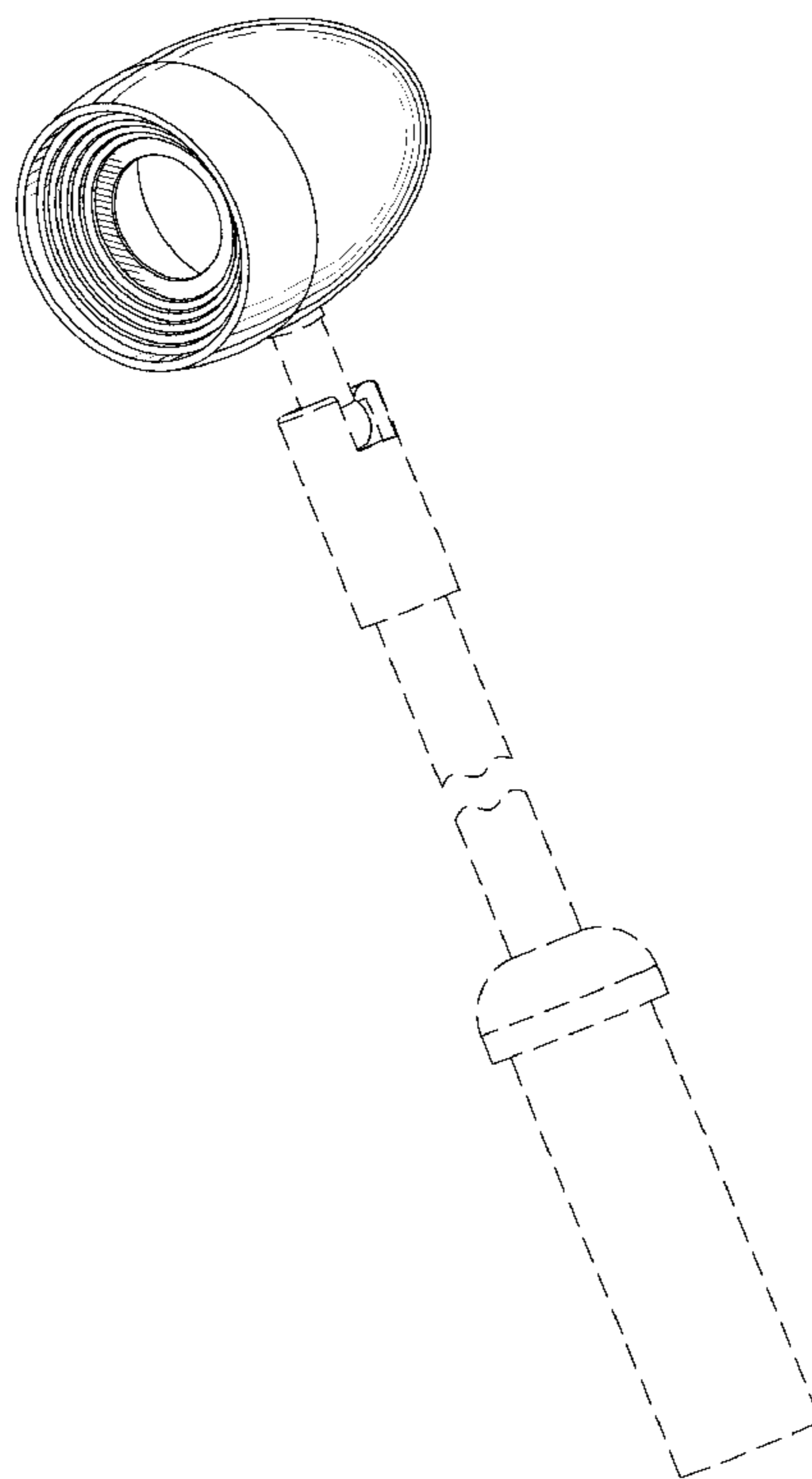
FIG. 5 is a rear view of the light fixture of FIG. 1;

FIG. 6 is a top view of the light fixture of FIG. 1; and,

FIG. 7 is a bottom view of the light fixture of FIG. 1.

The portions shown in broken lines do not form part of the present design.

1 Claim, 6 Drawing Sheets



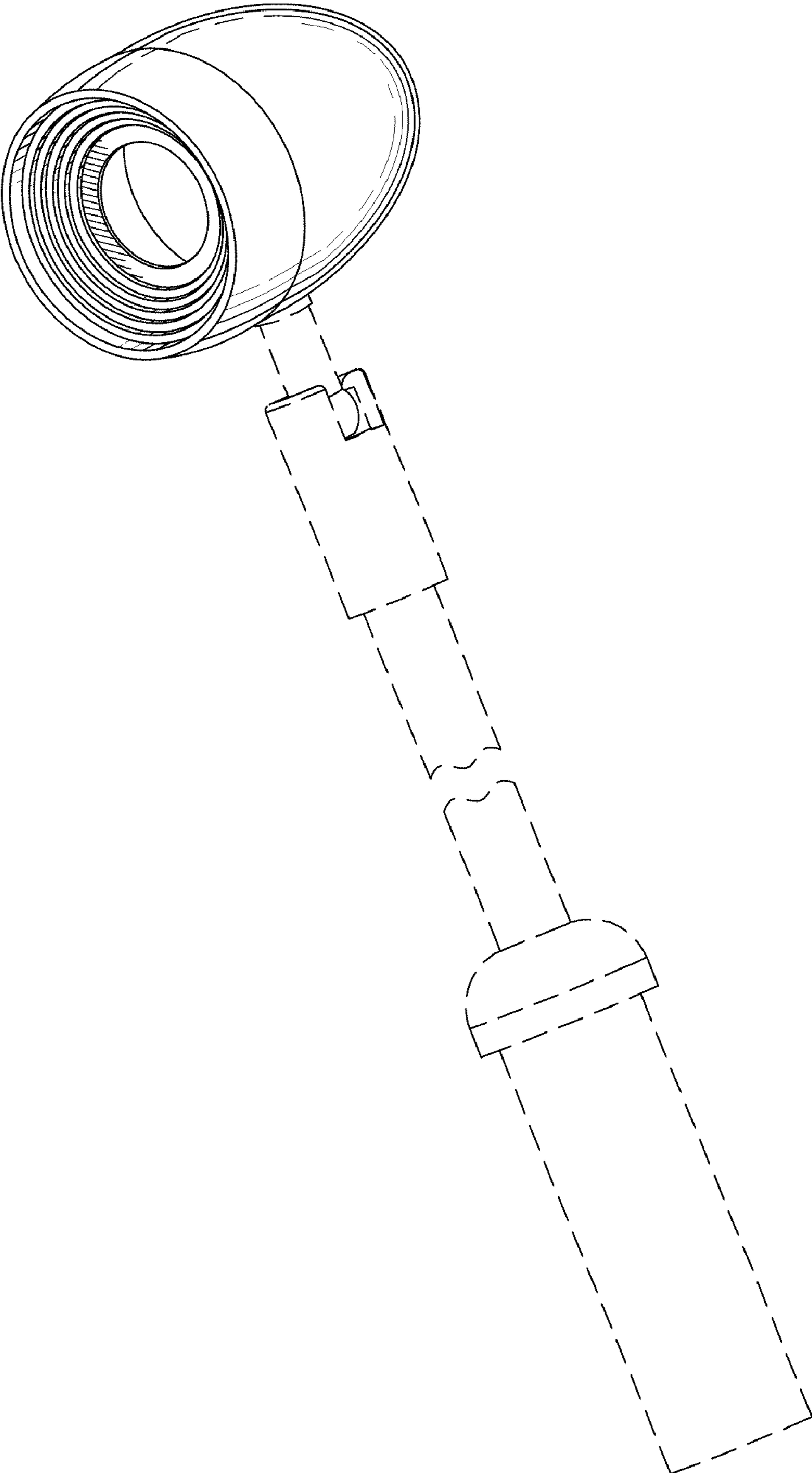


Fig-1

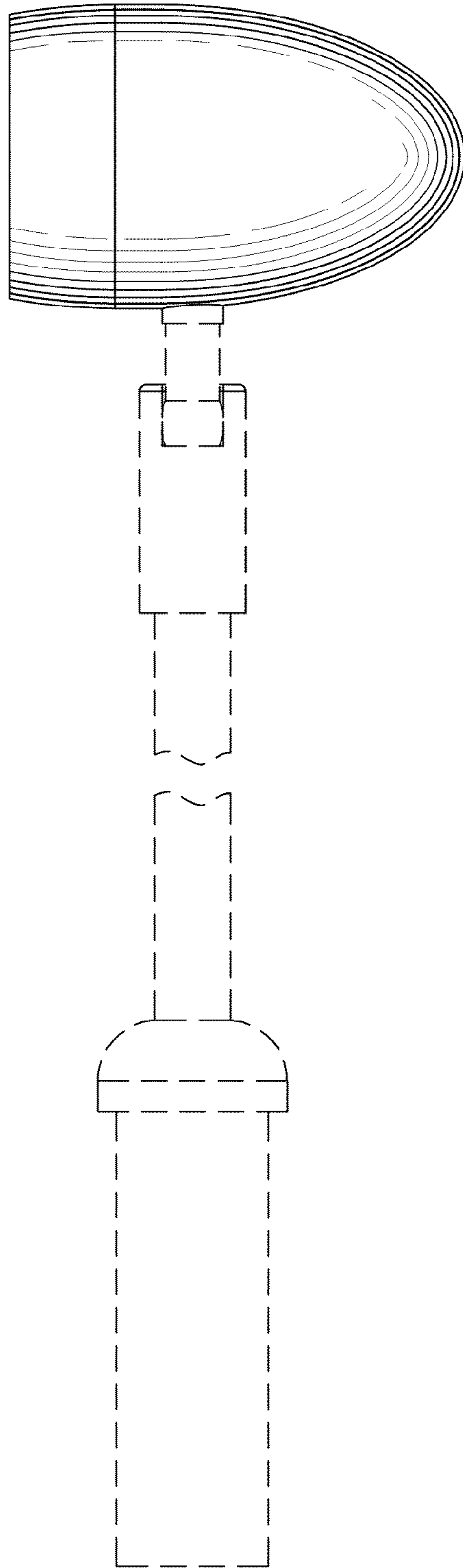


Fig. 2

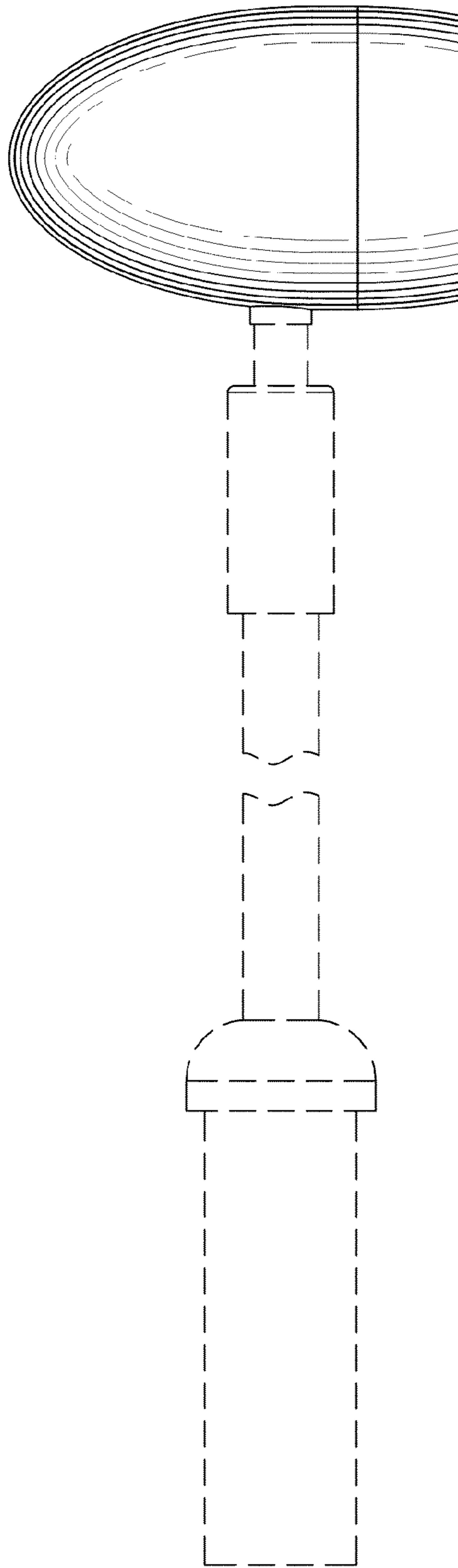


Fig-3

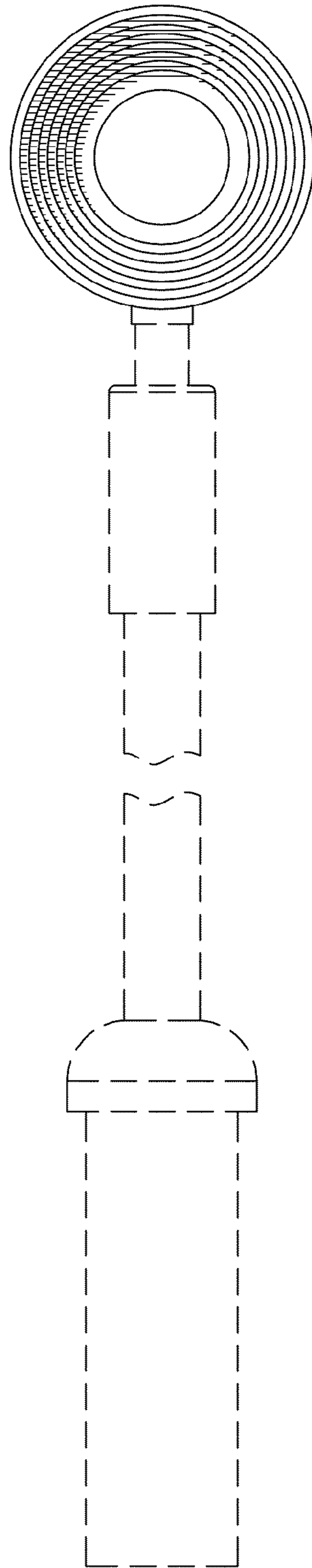


Fig-4

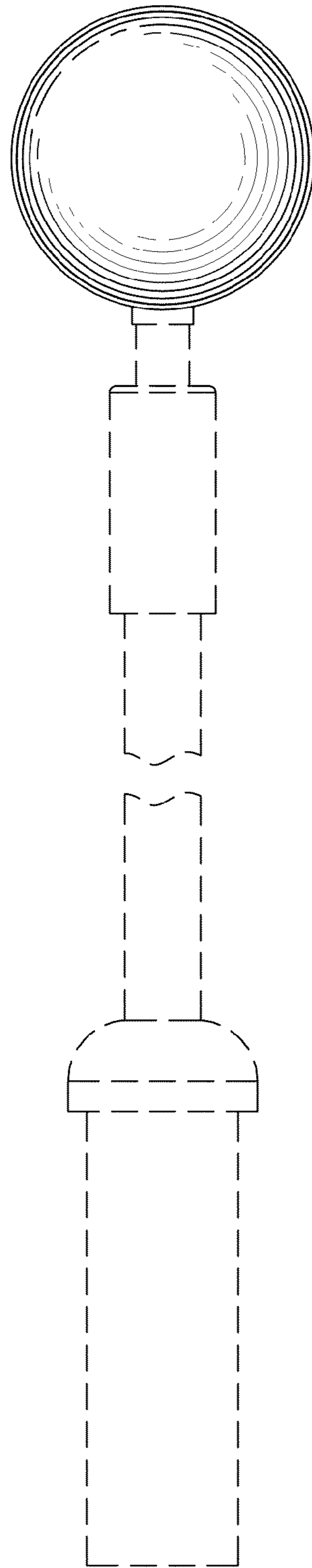


Fig-5

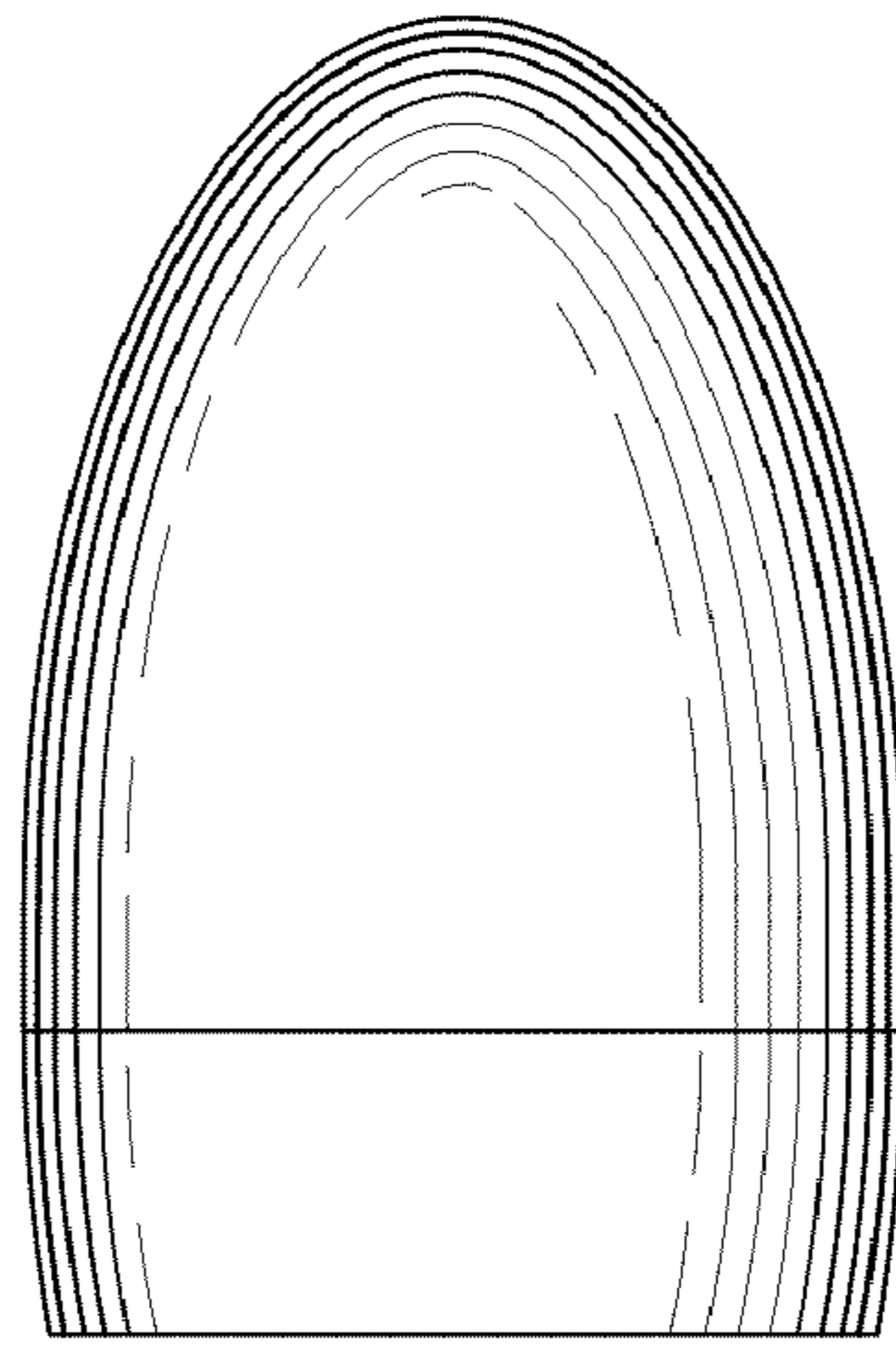


Fig-6

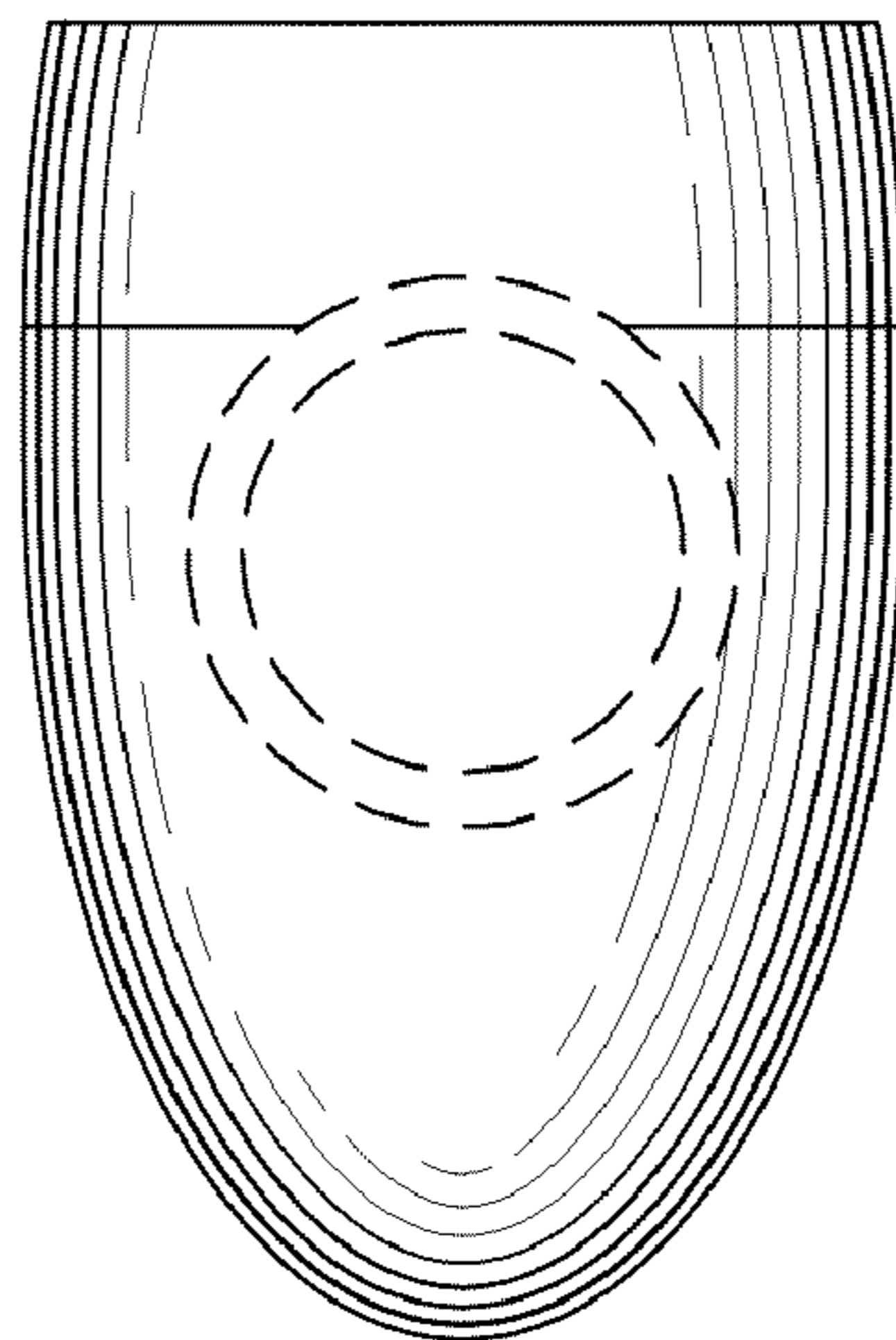


Fig-7