

US00D591895S

(12) **United States Design Patent**
Sabernig

(10) **Patent No.:** **US D591,895 S**

(45) **Date of Patent:** **** May 5, 2009**

(54) **LIGHT FIXTURE**

D548,875 S * 8/2007 Schieber D26/93

(75) Inventor: **Robert Sabernig**, Munster (AT)

(73) Assignee: **EGLO Leuchten GmbH**, Innsbruck (AU)

(**) Term: **14 Years**

(21) Appl. No.: **29/325,092**

(22) Filed: **Sep. 25, 2008**

(51) **LOC (9) Cl.** **26-03**

(52) **U.S. Cl.** **D26/105**

(58) **Field of Classification Search** D26/1,
D26/24, 67, 93-94, 104-110; 362/3, 153,
362/186, 217, 25, 257, 277, 317, 351, 353,
362/362, 363, 382, 431, 433, 458, 806
See application file for complete search history.

(56) **References Cited**

U.S. PATENT DOCUMENTS

D234,155 S *	1/1975	Gellert	D26/108
D426,667 S *	6/2000	Kaviani	D26/110
D471,663 S *	3/2003	Olson	D26/104
D475,156 S *	5/2003	Franke	D26/104
D507,374 S *	7/2005	Chen	D26/104

OTHER PUBLICATIONS

“Limelight Table Light” design line, “1000 Lights” (eds. Charlotte & Peter Fiell) 2006, p. 401.*

* cited by examiner

Primary Examiner—Brian N Vinson

(74) *Attorney, Agent, or Firm*—Baker & McKenzie LLP

(57) **CLAIM**

The ornamental design for a light fixture, as shown and described.

DESCRIPTION


FIG. 1 is a top perspective view of a light fixture in accordance with my design;

FIG. 2 is a side elevation view of the light fixture in accordance with my design, the opposite side being a mirror image of that shown; and,

FIG. 3 is a top plan view of the light fixture in accordance with my design.

The broken lines showing the environmental structure are for illustrative purposes and form no part of the claimed design.

1 Claim, 1 Drawing Sheet






FIG. 2

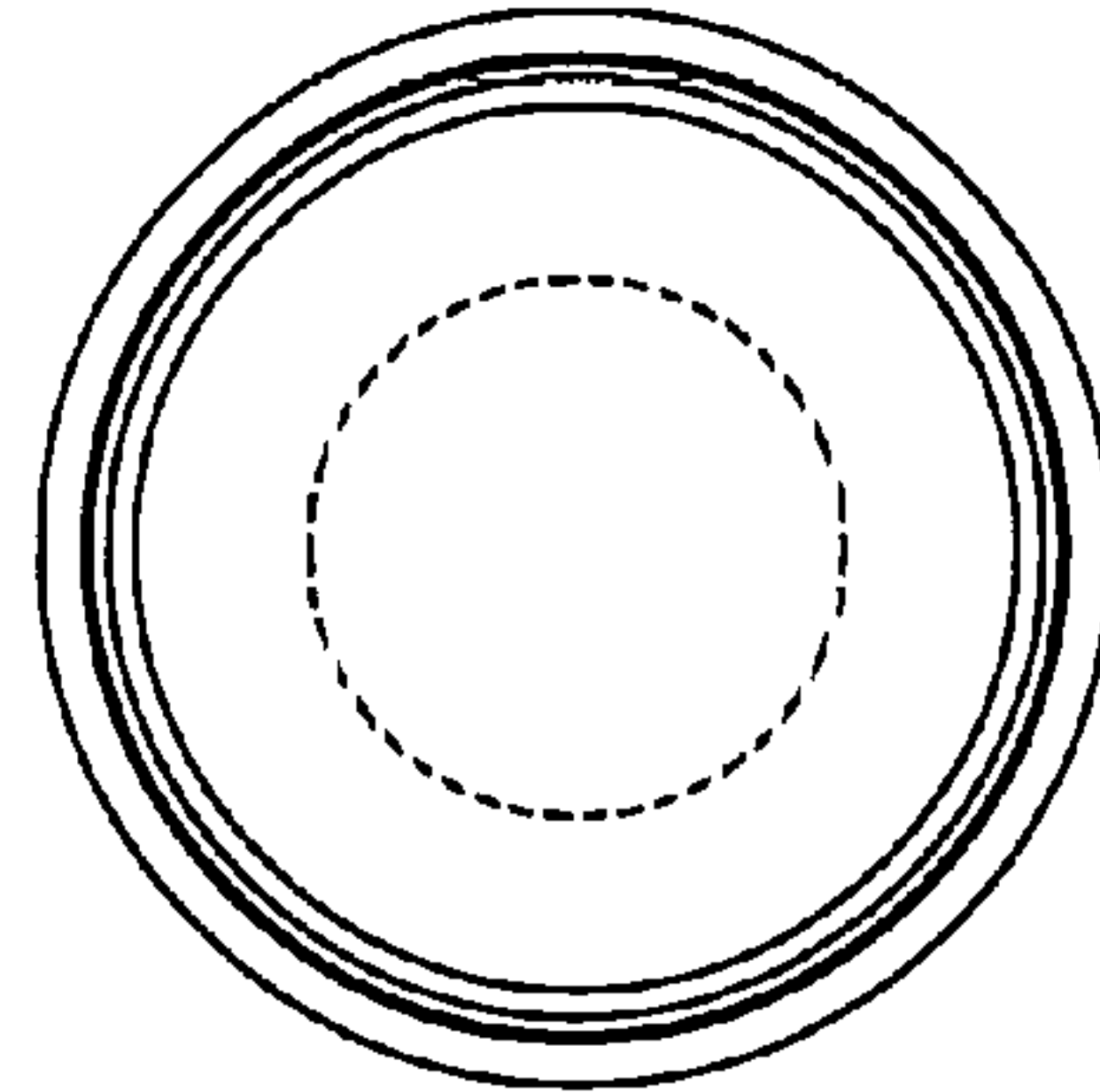


FIG. 3




FIG. 1