

US00D591878S

(12) **United States Design Patent**
Larson

(10) **Patent No.:** **US D591,878 S**
(45) **Date of Patent:** **** May 5, 2009**

(54) **TAIL LIGHT ASSEMBLY FOR AN
AUTOMOBILE**

D570,015 S * 5/2008 Hsu D26/28
D574,524 S * 8/2008 Tomatsu D26/28

(75) Inventor: **Grant Larson**, Ludwigsburg (DE)

(73) Assignee: **Dr. Ing. h.c.F. Porsche AG**, Weissach
(DE)

* cited by examiner

Primary Examiner—Marcus A. Jackson

(**) Term: **14 Years**

(21) Appl. No.: **29/297,131**

(22) Filed: **Nov. 5, 2007**

(30) **Foreign Application Priority Data**

May 3, 2007 (DE) 4 07 02 335

(51) **LOC (9) Cl.** **26-06**

(52) **U.S. Cl.** **D26/28**

(58) **Field of Classification Search** D26/28–36;
362/459–468, 475–478, 485–487
See application file for complete search history.

(56) **References Cited**

U.S. PATENT DOCUMENTS

D560,292 S * 1/2008 Sato D26/28
D561,357 S * 2/2008 Leclercq D26/28

(57) **CLAIM**

The ornamental design for the tail light assembly for an automobile, as shown and described.

DESCRIPTION

FIG. 1 is a plan view onto the tail light assembly for an automobile, showing my new design;

FIG. 2 is a top view thereof;

FIG. 3 is a right-side view thereof; and,

FIG. 4 is a left-side view thereof.

The figures of the drawing show a left-hand tail light assembly; the right-hand tail light assembly is a substantial mirror image of the illustrated assembly.

1 Claim, 2 Drawing Sheets

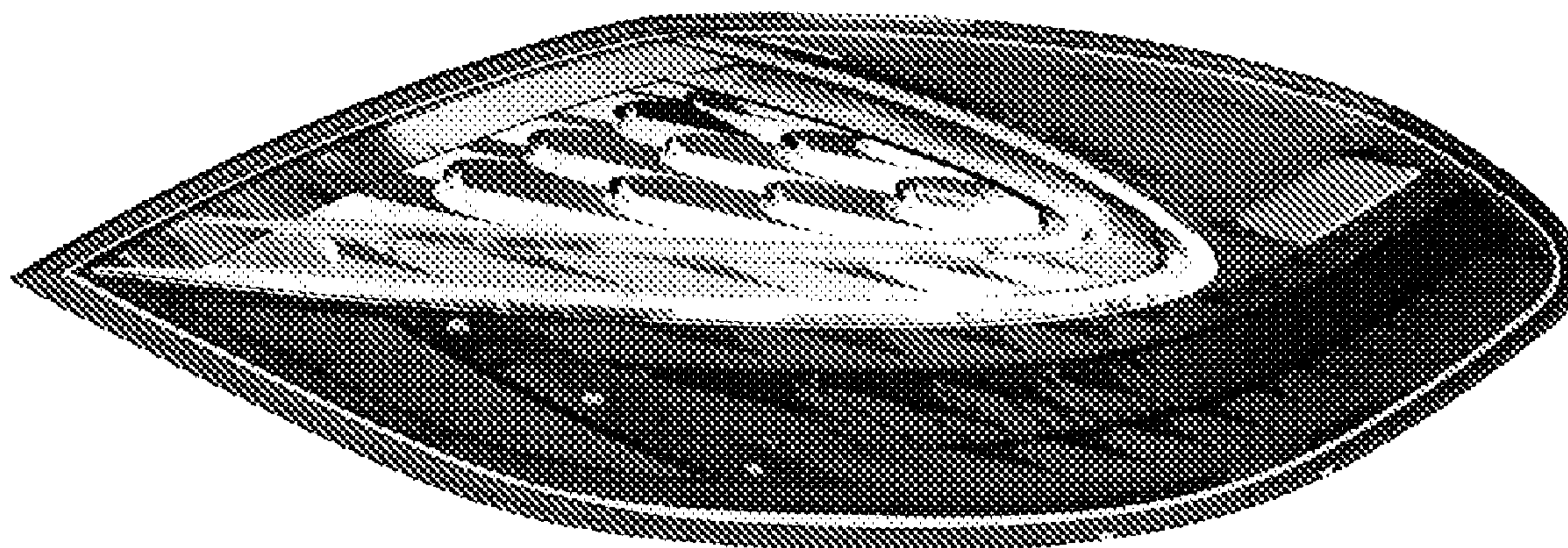




FIG.1




FIG.2




FIG.3




FIG.4