

US00D591873S

(12) **United States Design Patent**
Larson

(10) **Patent No.:** **US D591,873 S**

(45) **Date of Patent:** **** May 5, 2009**

(54) **LIGHT ASSEMBLY FOR AN AUTOMOBILE**

(75) Inventor: **Grant Larson**, Ludwigsburg (DE)

(73) Assignee: **Dr. Ing. h. c. F. Porsche AG**, Weissach (DE)

(**) Term: **14 Years**

(21) Appl. No.: **29/281,546**

(22) Filed: **Jun. 26, 2007**

(30) **Foreign Application Priority Data**

Dec. 27, 2006 (DE) 4 06 06 499

(51) **LOC (9) Cl.** **26-06**

(52) **U.S. Cl.** **D26/28**

(58) **Field of Classification Search** D26/28-36;
362/459-468, 475-478, 485-487
See application file for complete search history.

(56) **References Cited**

U.S. PATENT DOCUMENTS

D546,486 S * 7/2007 Sinkwitz et al. D26/28

D554,780 S * 11/2007 Sinkwitz D26/28
D560,291 S * 1/2008 Koyama D26/28
D561,358 S * 2/2008 Tachibana D26/28
D563,576 S * 3/2008 Hanaoka D26/28

* cited by examiner

Primary Examiner—Marcus A. Jackson

(57) **CLAIM**

The ornamental design for the light assembly for an automobile, as shown and described.

DESCRIPTION


FIG. 1 is a front view of the light assembly for an automobile, showing my new design integrated into an automobile body; the automobile body does not form a part of the claimed design and it is shown for illustrative purposes only; a rear view of the light assembly for an automobile does not form a part of the claimed design;

FIG. 2 is a right-side perspective view thereof;

FIG. 3 is a left-side perspective view thereof; and,

FIG. 4 is a top, perspective view thereof.

1 Claim, 2 Drawing Sheets






FIG. 1




FIG. 2

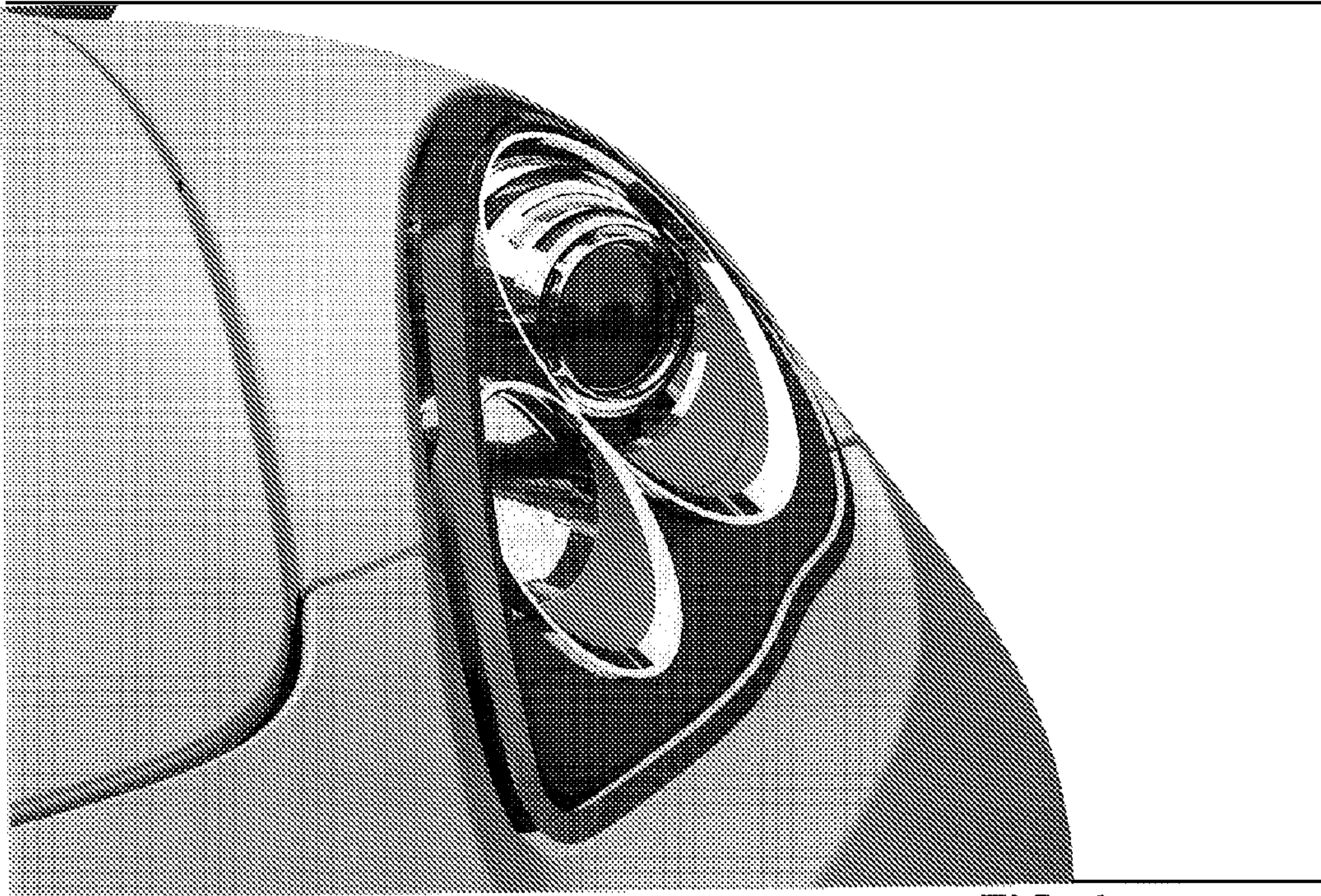


FIG. 3

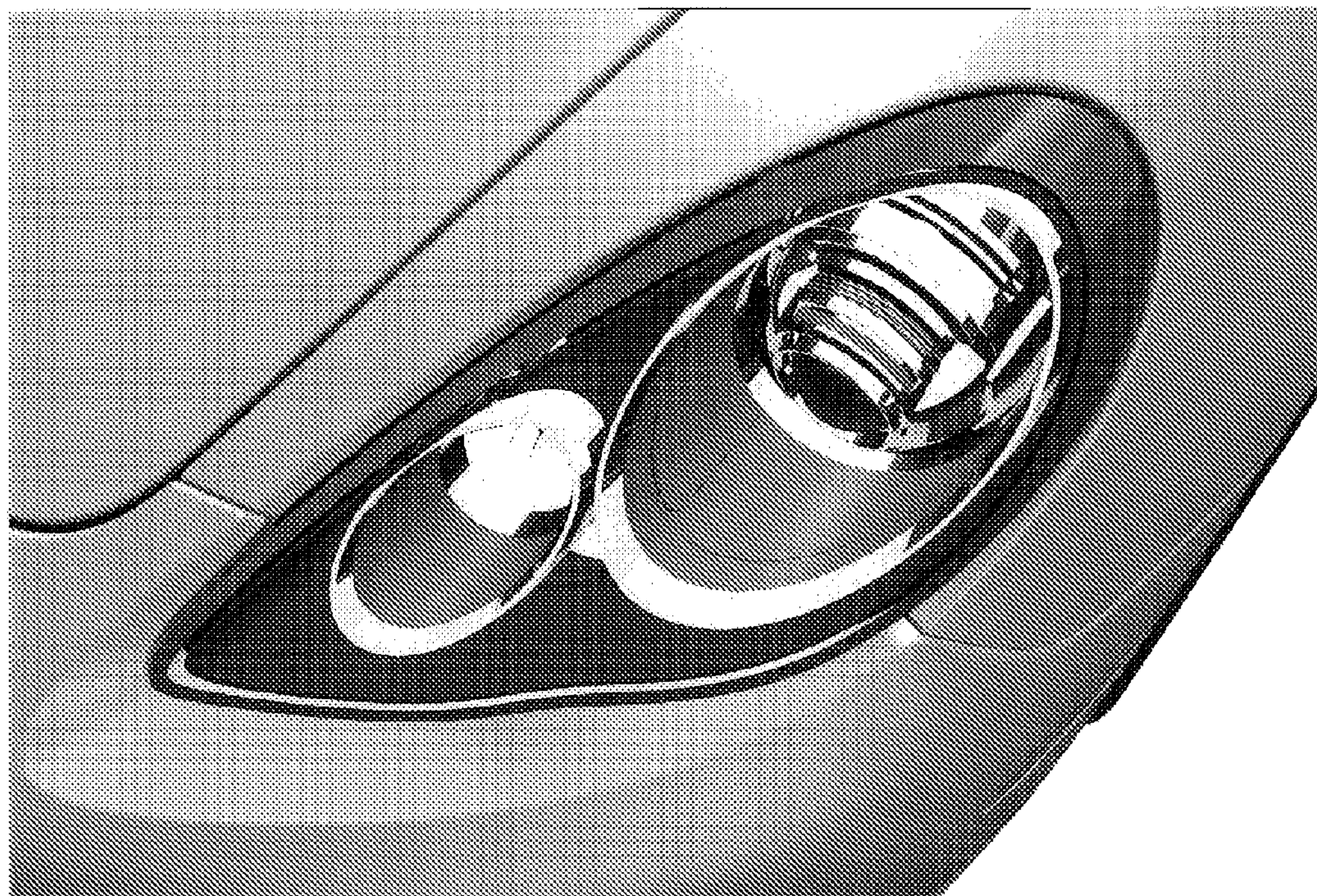


FIG. 4