



US00D591869S

(12) **United States Design Patent**
Hurel

(10) **Patent No.:** **US D591,869 S**

(45) **Date of Patent:** **** May 5, 2009**

(54) **CANDLE HOLDER**

(75) Inventor: **Yasmine Hurel**, Tanger (MA)

(73) Assignee: **Swarovski Aktiengesellschaft**, Triesen (LI)

(**) Term: **14 Years**

(21) Appl. No.: **29/290,470**

(22) Filed: **Dec. 10, 2007**

(30) **Foreign Application Priority Data**

Jul. 27, 2007 (EM) 000765268

(51) **LOC (9) Cl.** **26-01**

(52) **U.S. Cl.** **D26/9; D26/22**

(58) **Field of Classification Search** D26/5,
D26/6, 7, 9, 10, 11, 12, 13, 14, 15, 16, 17,
D26/18, 19, 20, 21, 22, 23, 114-137; D11/117,
D11/121, 125, 131; 428/7-9, 11; 431/291,
431/311, 320, 298; 362/161-163, 351
See application file for complete search history.

(56) **References Cited**

U.S. PATENT DOCUMENTS

D37,213 S * 11/1904 Heisey D26/9
D43,236 S * 11/1912 Sanford D26/22
D61,495 S * 9/1922 Flauder D26/18
D204,556 S * 4/1966 Frazier et al. D26/11
D546,984 S * 7/2007 Zou D26/20
D554,278 S * 10/2007 Williams D26/9

* cited by examiner

Primary Examiner—T. Chase Nelson
Assistant Examiner—Ania K Dworzecka
(74) *Attorney, Agent, or Firm*—Wenderoth, Lind & Ponack, L.L.P.

(57) **CLAIM**

The ornamental design for a candle holder, as shown and described.

DESCRIPTION

FIG. 1 is a front view of the candle holder according to my new design;

FIG. 2 is a rear view of the candle holder according to my new design;

FIG. 3 is a right side view of the candle holder according to my new design;

FIG. 4 is a left side view of the candle holder according to my new design;

FIG. 5 is a top view of the candle holder according to my new design;

FIG. 6 is a bottom view of the candle holder according to my new design; and,

FIG. 7 is a perspective view of the candle holder according to my new design.

In the drawings, the broken lines on the shaft of the candle holder depict unclaimed subject matter only and form no part of the claimed design.

1 Claim, 6 Drawing Sheets

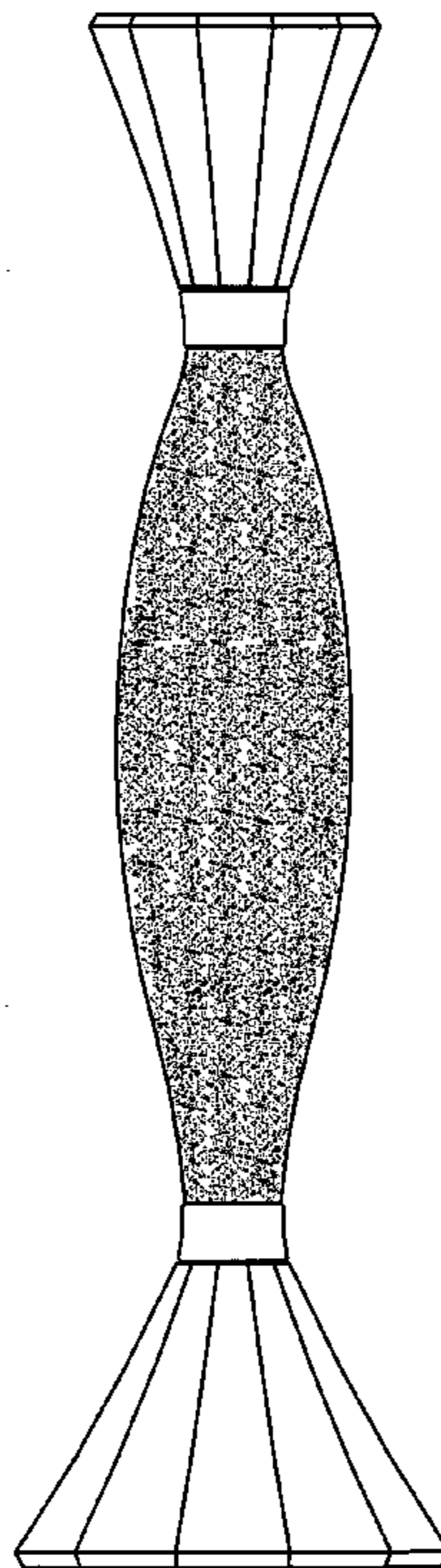


Fig. 1

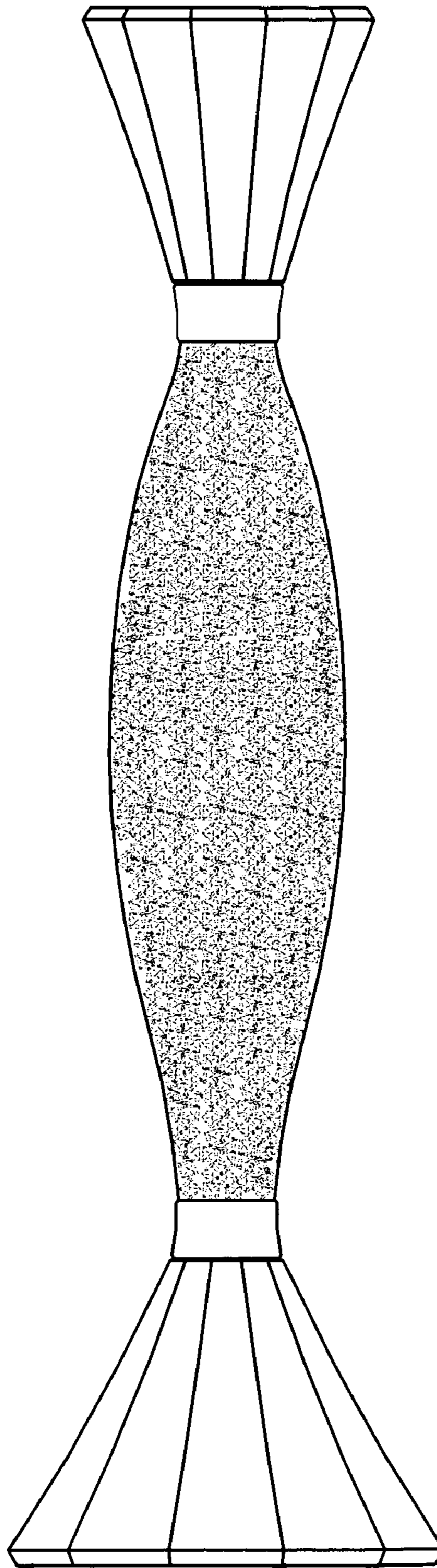


Fig. 2

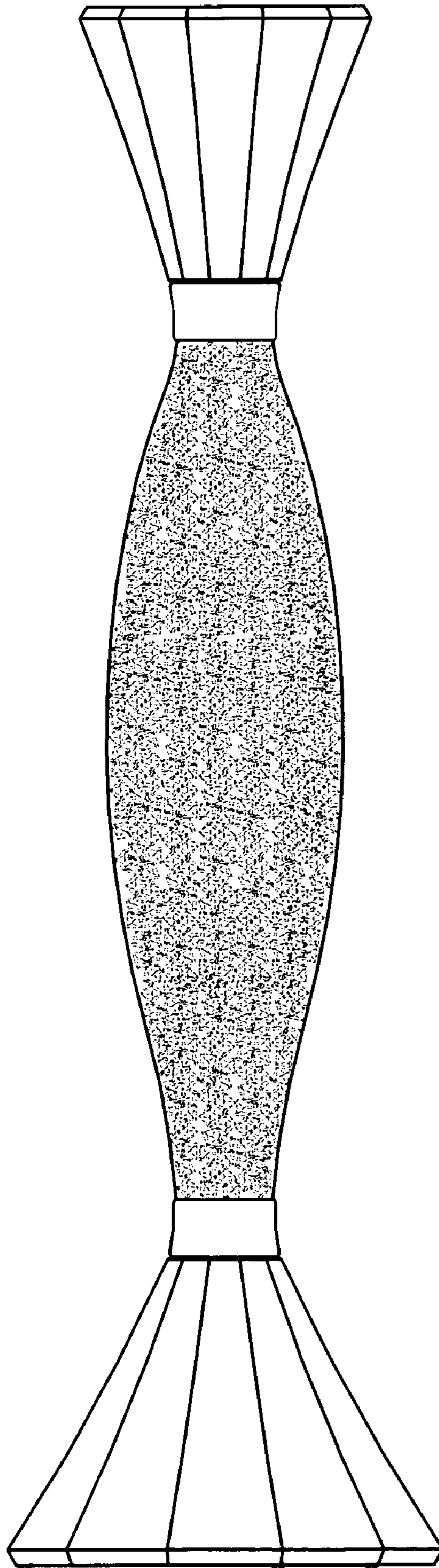


Fig. 3

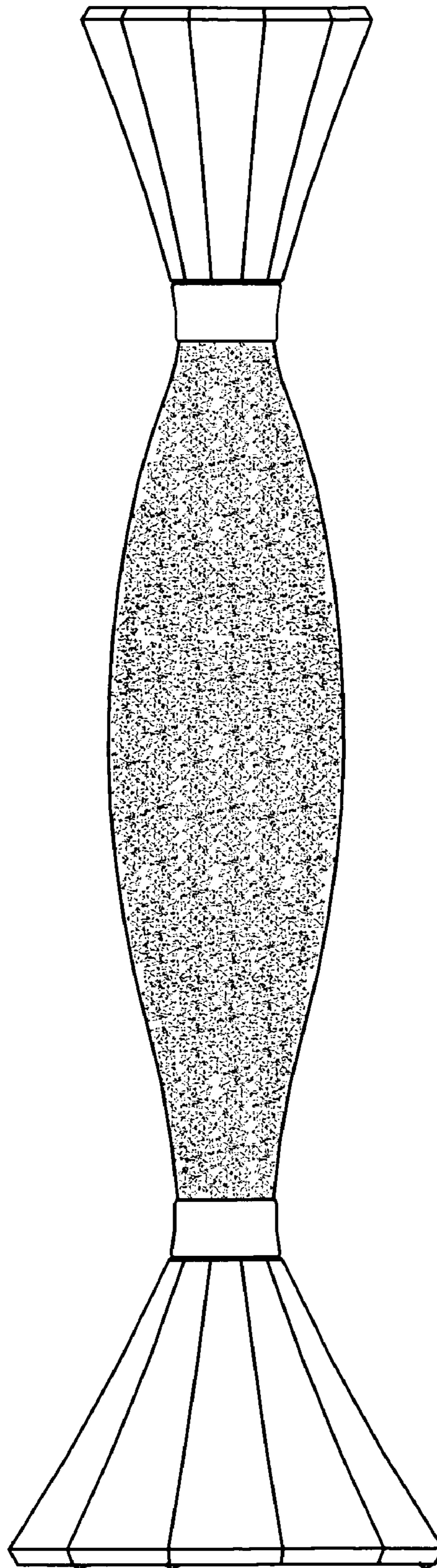


Fig. 4

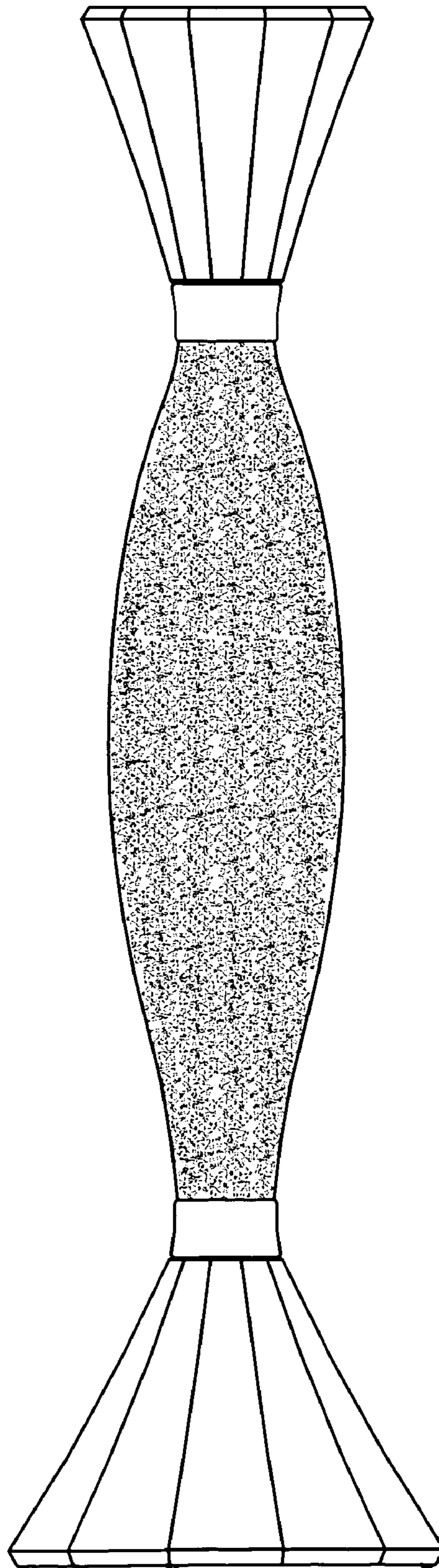


Fig. 5

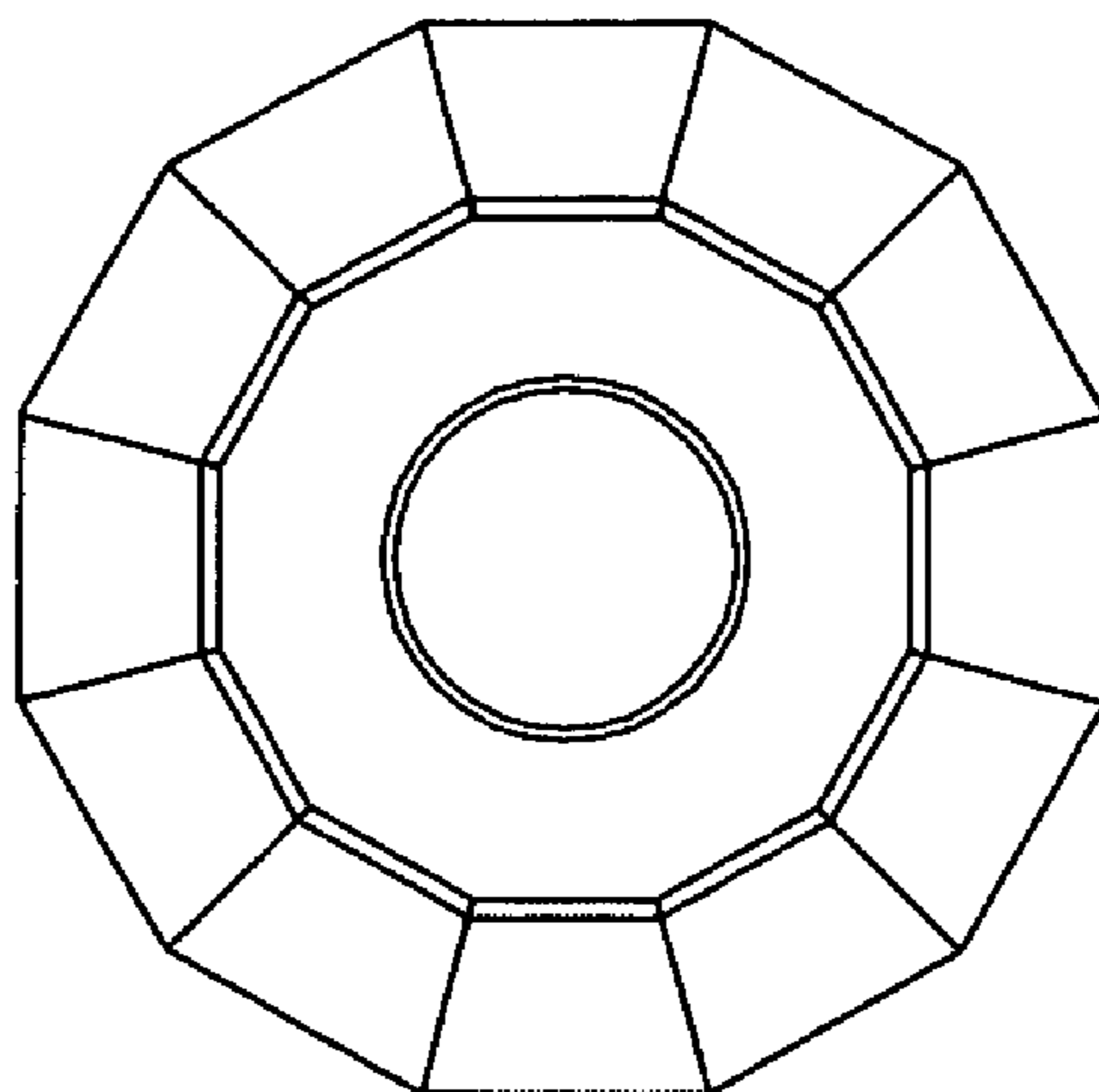


Fig. 6

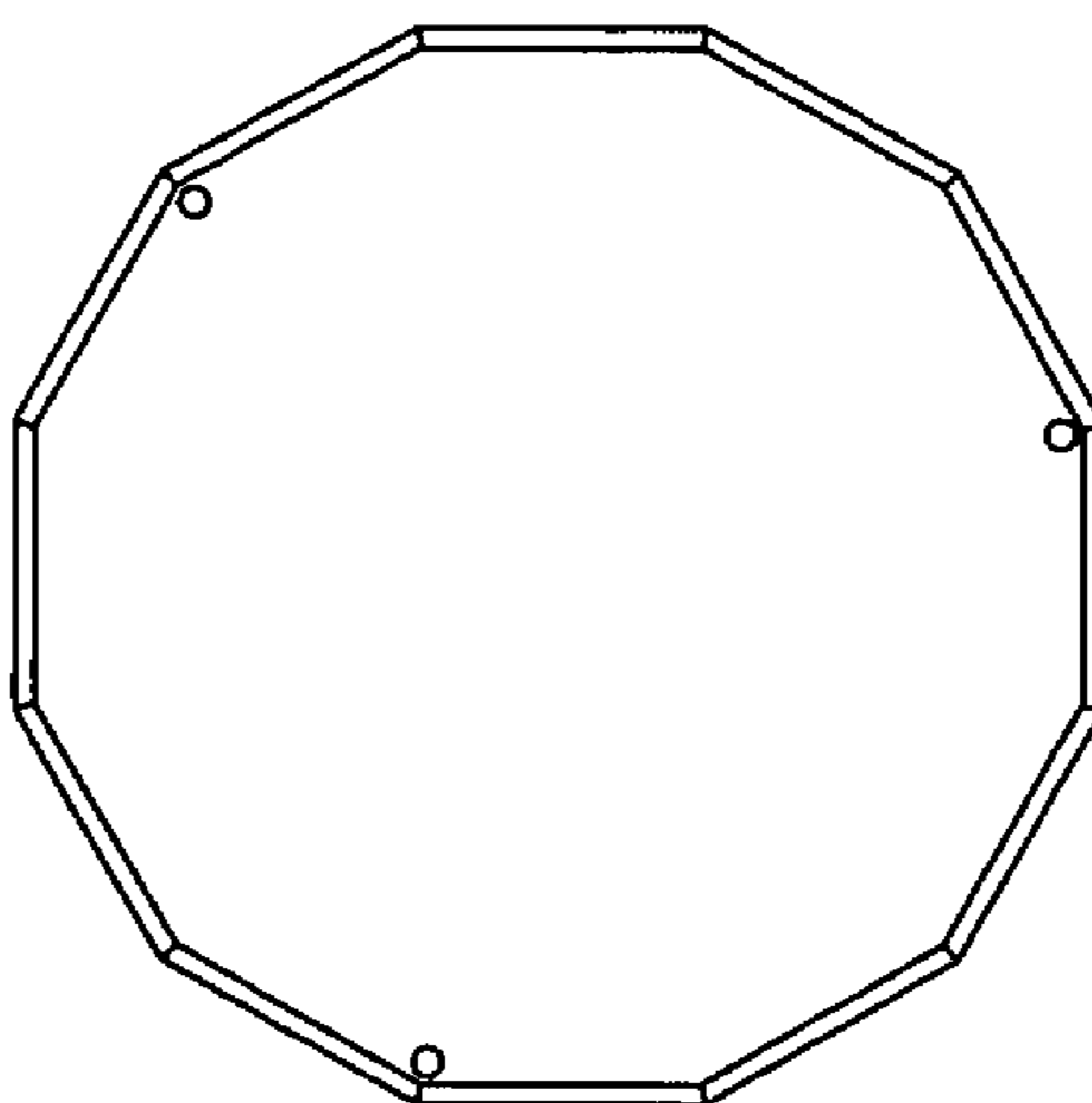


Fig. 7

