



US00D591863S

(12) **United States Design Patent**
Holtsnider et al.

(10) **Patent No.:** **US D591,863 S**

(45) **Date of Patent:** **** May 5, 2009**

(54) **FIXTURE FOR A POOL OR SPA**

(75) Inventors: **Michael D. Holtsnider**, Moorpark, CA
(US); **Raymundo Colin**, Simi Valley,
CA (US)

(73) Assignee: **B & S Plastics, Inc.**, Oxnard, CA (US)

5,269,029 A 12/1993 Spears et al. 4/514.6
5,271,561 A 12/1993 Tobias et al. 4/541.6
5,316,216 A 5/1994 Cammack et al. 239/71
5,353,447 A 10/1994 Gravatt 4/541.6
5,444,879 A 8/1995 Holtsnider 4/541.01
5,457,825 A 10/1995 Holtsnider 4/541.1
5,462,230 A 10/1995 Van Ouwerkerk 239/587.4

(**) Term: **14 Years**

(Continued)

(21) Appl. No.: **29/260,542**

OTHER PUBLICATIONS

(22) Filed: **May 25, 2006**

Waterway Plastics, Inc. 1999 Product Catalogue, p. 4, 210-6120 and 210-6510.

Waterway Plastics, Inc. 1997 Product Catalogue, p. 1 (Deluxe & Octagon Series Pulsating Jet) and (Standard Poly Jets Whirly and Pulsator Jets).

(51) **LOC (9) Cl.** **24-02**

(52) **U.S. Cl.** **D24/204; D24/201**

(58) **Field of Classification Search** D24/201,
D24/204, 205; D23/277, 213; 601/154-158;
4/541.1-541.6, 547, 578.1, 579; 239/261,
239/587.1, 587.4

Primary Examiner—Cathron C Brooks

Assistant Examiner—Melanie Levy

(74) *Attorney, Agent, or Firm*—Koppel, Patrick, Heybl & Dawson

See application file for complete search history.

(57) **CLAIM**

(56) **References Cited**

The ornamental design for a fixture for a pool or spa, as shown and described.

U.S. PATENT DOCUMENTS

DESCRIPTION

3,570,766 A 3/1971 Johnson 239/601
3,704,831 A 12/1972 Clark 239/394
4,320,541 A 3/1982 Neenan 4/492
4,502,168 A * 3/1985 Jaworski 4/496
4,508,665 A 4/1985 Spinnett 261/93
4,617,615 A 10/1986 Eychaner 362/216
4,800,046 A 1/1989 Malek et al. 261/50.3
4,903,897 A 2/1990 Hayes 239/394
5,014,372 A 5/1991 Thrasher et al. 4/542
D320,086 S * 9/1991 Moeller D24/204
5,051,875 A 9/1991 Johnson 362/101
5,122,936 A 6/1992 Guthrie 362/101
5,172,508 A 12/1992 Schmidt 43/17.5
5,172,866 A 12/1992 Ward 239/446
5,226,601 A 7/1993 Hinojosa, Jr. et al. 239/423
5,245,714 A 9/1993 Haraga et al. 4/492

FIG. 1 is a front elevation view of a fixture for a pool or spa showing our new design;

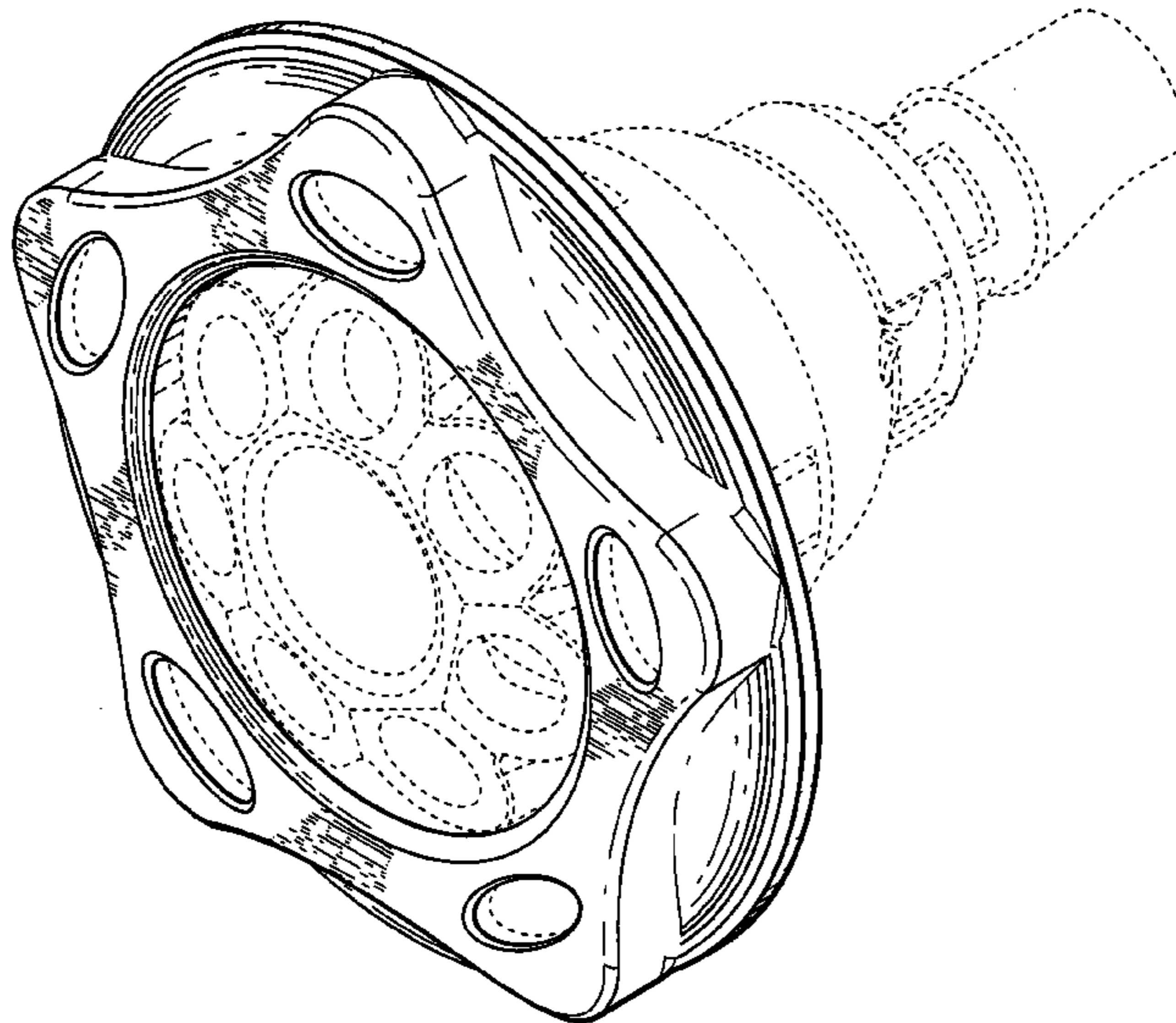
FIG. 2 is a left side plan view thereof; and,

FIG. 3 is a front perspective view thereof.

The broken lines shown in dash, dash format in the drawings represent unclaimed portions of the design and form no part thereof.

The lines broken at random in the drawings represent contour lines or surface shading to show the character and contour of the design.

1 Claim, 3 Drawing Sheets



US D591,863 S

Page 2

U.S. PATENT DOCUMENTS

5,604,940	A	2/1997	Shimizu	4/541.1	6,178,570	B1	1/2001	Denst	4/541
5,657,496	A	8/1997	Corb et al.	4/541.6	D460,192	S *	7/2002	Collins et al.	D24/204
5,742,953	A	4/1998	Loizeaux	4/541.6	6,510,277	B1	1/2003	Dongo	385/147
5,810,257	A	9/1998	Ton	4/541.6	6,889,916	B2 *	5/2005	Loyd et al.	239/261
5,862,543	A	1/1999	Reynoso et al.	4/541.6	7,043,775	B2	5/2006	Holtznider et al.	4/541.6
5,915,849	A *	6/1999	Dongo	4/541.6	D530,018	S *	10/2006	Loyd	D24/201
5,920,925	A	7/1999	Dongo	4/541.6	D531,730	S *	11/2006	Loyd	D24/201
D428,155	S *	7/2000	Chalberg et al.	D24/204					

* cited by examiner

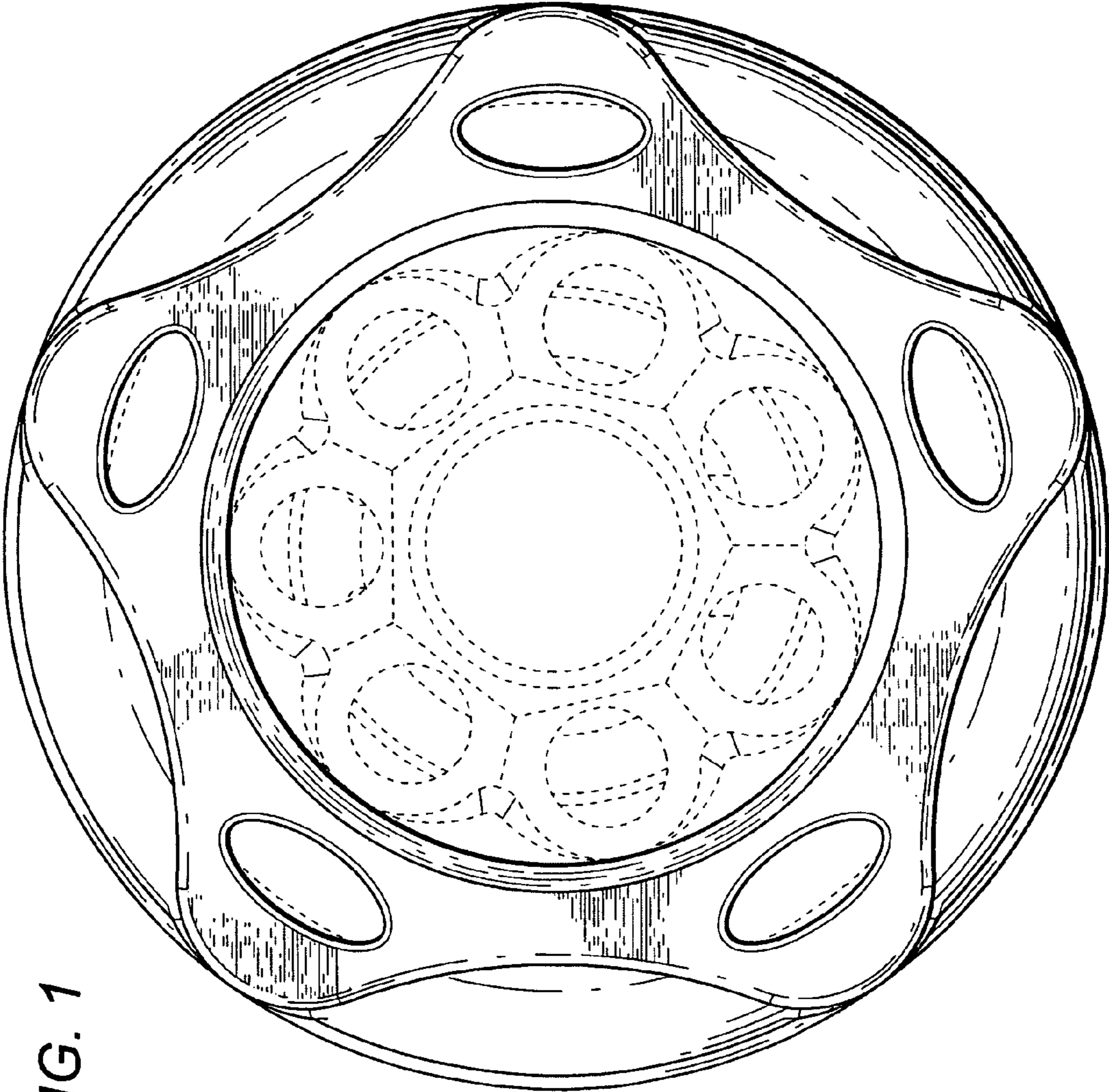


FIG. 1

FIG. 2

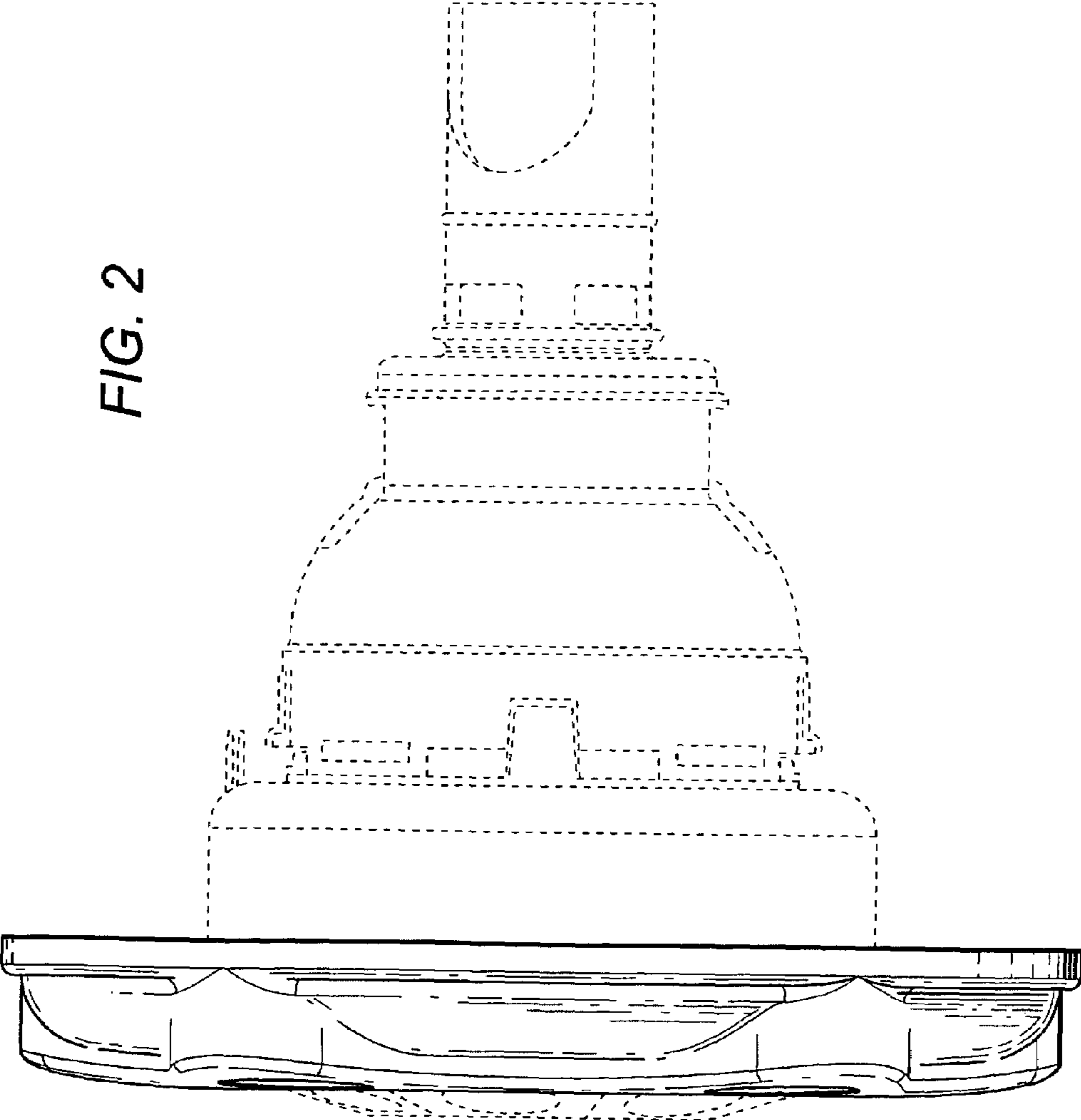


FIG. 3

