



US00D591844S

(12) **United States Design Patent**
Pettit

(10) **Patent No.:** **US D591,844 S**

(45) **Date of Patent:** **** May 5, 2009**

(54) **VENTILATION REGISTER**

(76) Inventor: **Michael Pettit**, Pacific Register Co.,
Inc., Newbury Park, CA (US) 91320

(**) Term: **14 Years**

(21) Appl. No.: **29/312,357**

(22) Filed: **Oct. 15, 2008**

(51) **LOC (9) Cl.** **23-04**

(52) **U.S. Cl.** **D23/388**

(58) **Field of Classification Search** D23/388,
D23/389, 393, 385, 370, 351, 354, 386; 454/309,
454/275-277, 284, 287-289, 291

See application file for complete search history.

(56) **References Cited**

U.S. PATENT DOCUMENTS

D318 S *	9/1850	Bailey	D23/388
D320 S *	9/1850	Bailey	D23/388
D3,618 S *	8/1869	Phinney	D23/388
D30,568 S *	4/1899	Ullberg	D23/388
D328,344 S *	7/1992	Heidtke	D23/388
D338,060 S *	8/1993	Solie	D23/388
D361,378 S *	8/1995	Mitchell	D23/393
D377,083 S *	12/1996	Smolarski	D23/393
D407,480 S *	3/1999	Leiter et al.	D23/388

D419,667 S *	1/2000	Keen et al.	D23/393
D510,997 S *	10/2005	Berger	D23/388
D517,192 S *	3/2006	Berger	D23/393
D556,885 S *	12/2007	Suri et al.	D23/389

* cited by examiner

Primary Examiner—T. Chase Nelson

Assistant Examiner—David G Muller

(74) *Attorney, Agent, or Firm*—Gene Scott; Patent Law &
Venture Group

(57) **CLAIM**

The ornamental design for a ventilation register, as shown and described.

DESCRIPTION

FIG. 1 is a perspective view of a ventilation register showing my new design;


FIG. 2 is a bottom plan view thereof;

FIG. 3 is a top plan view thereof;

FIG. 4 is a left side elevational view thereof, the right side elevational view being a mirror image thereof; and,

FIG. 5 is a first end elevational view thereof; the opposing end elevational view being a mirror image thereof.

1 Claim, 2 Drawing Sheets






FIG. 1




FIG. 2




FIG. 3




FIG. 4




FIG. 5