



US00D591834S

(12) **United States Design Patent**
Williams

(10) **Patent No.:** **US D591,834 S**

(45) **Date of Patent:** **** May 5, 2009**

(54) **FAUCET HANDLE**

(75) Inventor: **Emilie A. Williams**, Chicago, IL (US)

(73) Assignee: **Masco Corporation of Indiana**,
Indianapolis, IN (US)

(**) Term: **14 Years**

(21) Appl. No.: **29/329,782**

(22) Filed: **Dec. 22, 2008**

(51) **LOC (9) Cl.** **23-01**

(52) **U.S. Cl.** **D23/252**

(58) **Field of Classification Search** D23/200,
D23/238-257; D6/512, 546, 550; D8/300,
D8/307-308, 310-312, 321; 4/675-678;
137/801; 16/110.1, 441

See application file for complete search history.

(56) **References Cited**

U.S. PATENT DOCUMENTS

D433,735 S *	11/2000	Lord	D23/252
D434,118 S *	11/2000	Lord	D23/252
D443,678 S *	6/2001	Lord	D23/252
D444,544 S *	7/2001	Lord	D23/252
D460,531 S *	7/2002	Ko	D23/252
D464,404 S *	10/2002	Lord	D23/252

D474,957 S *	5/2003	Singtoroj et al.	D8/308
D489,120 S *	4/2004	Shieh	D23/252
D490,502 S *	5/2004	Ouyoung	D23/252
D495,402 S *	8/2004	Spiegelberg et al.	D23/252
D522,631 S *	6/2006	Singtoroj	D23/252
D582,522 S *	12/2008	Hanna	D23/250
D582,523 S *	12/2008	Hanna	D23/250

* cited by examiner

Primary Examiner—Robert A. Delehanty

Assistant Examiner—Mark Cavanna

(74) *Attorney, Agent, or Firm*—Edgar A. Zarins; Nirav D. Parikh

(57) **CLAIM**

The ornamental design for a faucet handle, as shown and described.

DESCRIPTION

FIG. 1 is a front perspective view of a faucet handle showing my new design;


FIG. 2 is a front elevational view thereof;

FIG. 3 is a top plan view thereof;

FIG. 4 is a left side elevational view thereof; and,

FIG. 5 is a right side elevational view thereof.

1 Claim, 5 Drawing Sheets






FIG. 1




FIG. 2

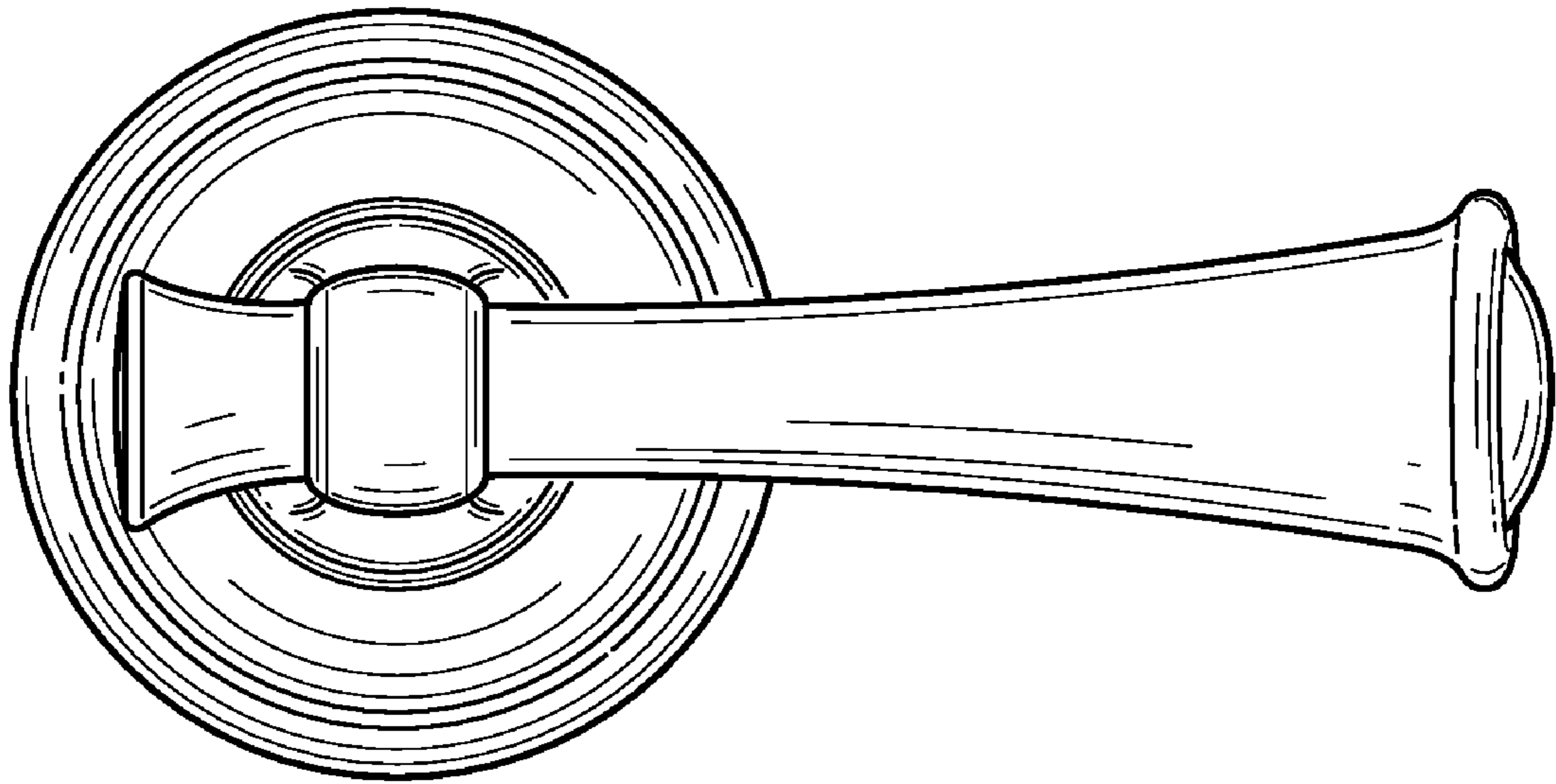


FIG. 3




FIG. 4




FIG. 5