



US00D591805S

(12) **United States Design Patent**  
**Harms**

(10) **Patent No.:** **US D591,805 S**

(45) **Date of Patent:** **\*\* May 5, 2009**

(54) **TABLE TENNIS RACKET**

(75) **Inventor:** **Steve E. Harms**, Redwood City, CA  
(US)

(73) **Assignees:** **Marc Christopher Harms**, New  
Braunfels, TX (US); **Glendon Theodore**  
**Jones**, New Braunfels, TX (US)

(\*\*) **Term:** **14 Years**

(21) **Appl. No.:** **29/322,288**

(22) **Filed:** **Jul. 31, 2008**

(51) **LOC (9) Cl.** ..... **21-02**

(52) **U.S. Cl.** ..... **D21/729**

(58) **Field of Classification Search** ..... D21/729,  
D21/731, 732, 799.2; 473/524-530  
See application file for complete search history.

(56) **References Cited**

**U.S. PATENT DOCUMENTS**

1,986,154	A *	1/1935	Marks	.....	473/527
2,156,477	A *	5/1939	Keller	.....	473/530
2,311,546	A *	2/1943	Hurt	.....	473/529
D164,883	S *	10/1951	Schmid	.....	D21/731
D168,192	S *	11/1952	Schmid	.....	D21/731
D247,059	S *	1/1978	Simmoneau	.....	D21/729
D249,733	S *	9/1978	Zabaldo	.....	D21/731
4,131,278	A *	12/1978	Goldenberg	.....	473/526
4,147,348	A *	4/1979	Lee	.....	473/526

D252,888	S *	9/1979	Jones	.....	D21/731
D282,951	S *	3/1986	Brown	.....	D21/731
4,659,080	A *	4/1987	Stoller	.....	473/526
D316,126	S *	4/1991	Poulakis	.....	D21/731
D344,314	S *	2/1994	Malkoun	.....	D21/731
D359,328	S *	6/1995	Nida	.....	D21/732
D364,432	S *	11/1995	Cudlip	.....	D21/729
6,969,329	B2 *	11/2005	Popovich	.....	473/527
7,204,770	B2 *	4/2007	Mithieux	.....	473/527
2006/0160641	A1 *	7/2006	Mithieux	.....	473/527

\* cited by examiner

*Primary Examiner*—Stella M Reid

*Assistant Examiner*—Mark A Goodwin

(74) *Attorney, Agent, or Firm*—Edward S. Wright

(57) **CLAIM**

The ornamental design for a table tennis racket, as shown.

**DESCRIPTION**

FIG. 1 is a front elevational view of a table tennis racket showing my new design;

FIG. 2 is a right side elevational view thereof;

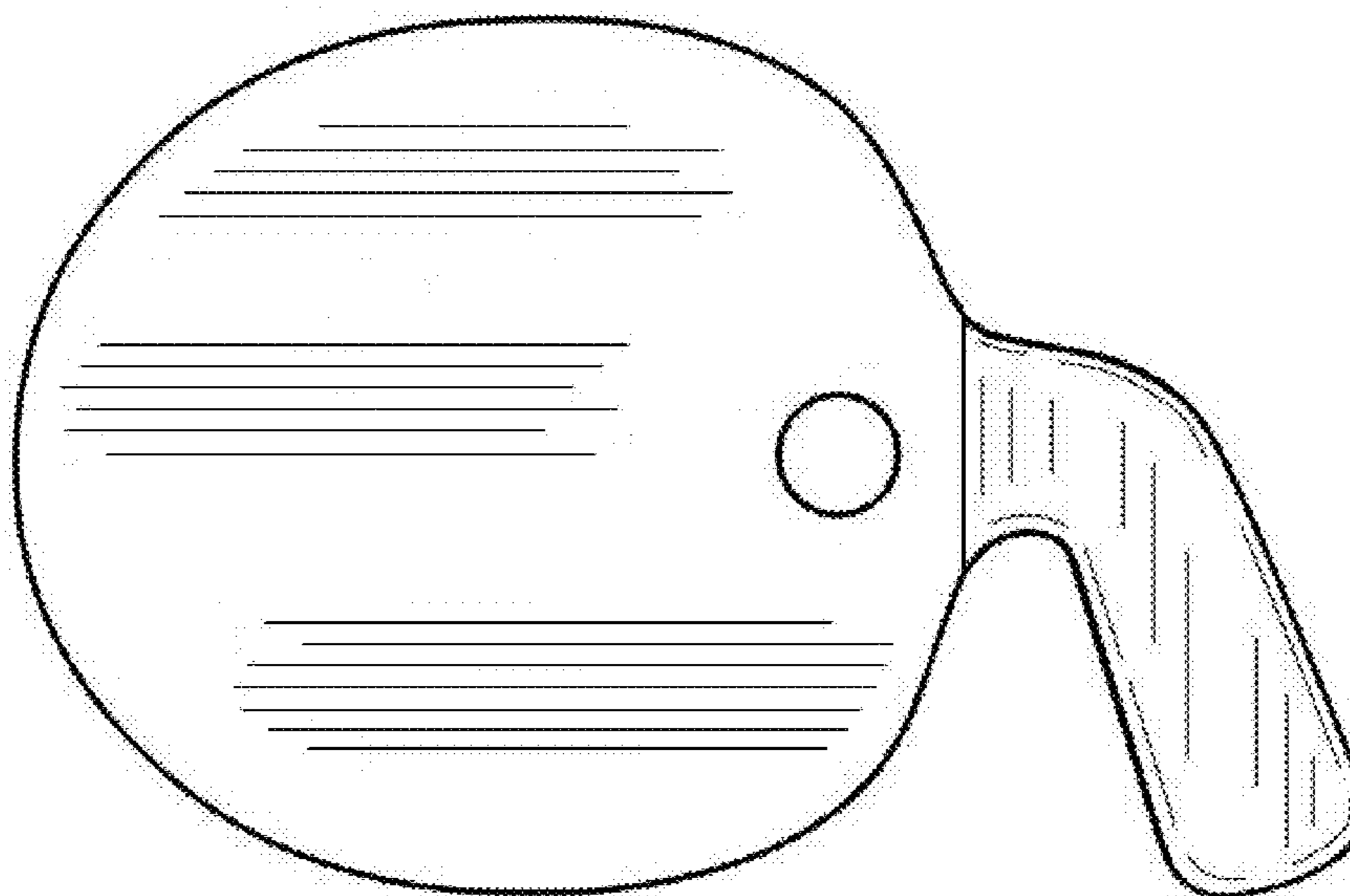
FIG. 3 is a top plan view thereof;

FIG. 4 is a bottom plan view thereof;

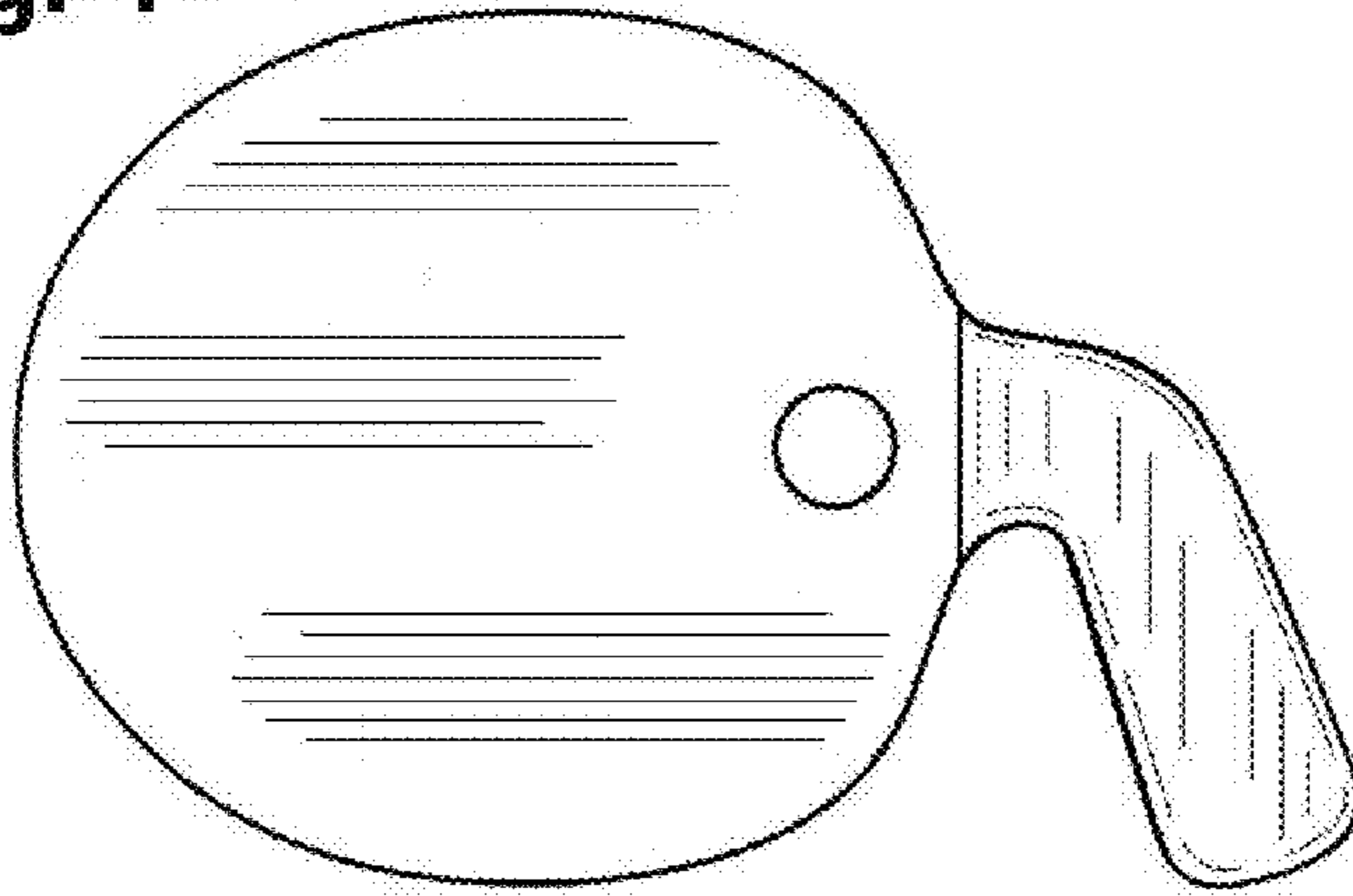
FIG. 5 is a rear elevational view thereof; and,

FIG. 6 is a left side elevational view thereof.

**1 Claim, 1 Drawing Sheet**

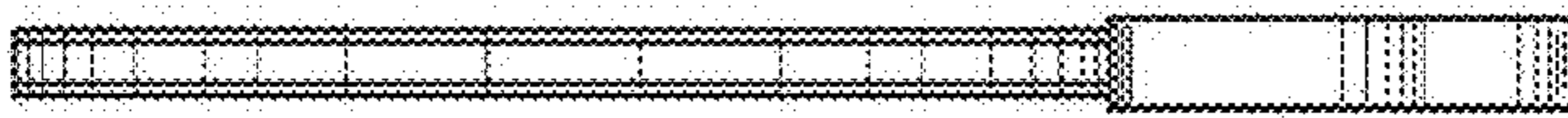


**Fig. 1**




**Fig. 2**

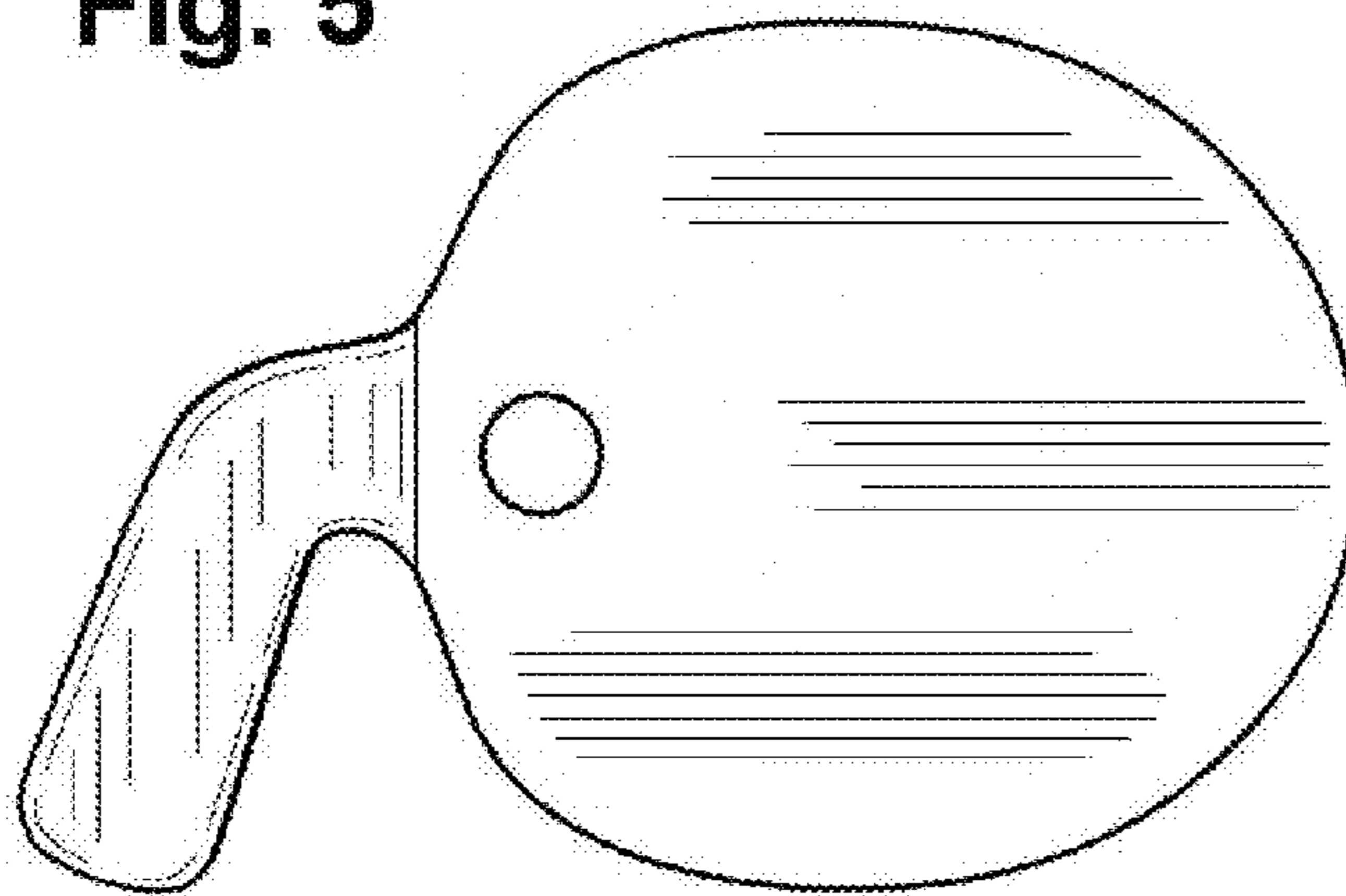
**Fig. 3**



**Fig. 4**



**Fig. 5**



**Fig. 6**