



US00D591803S

(12) **United States Design Patent**
Carbone

(10) **Patent No.:** **US D591,803 S**

(45) **Date of Patent:** **** May 5, 2009**

(54) **EXERCISE DEVICE**

(76) **Inventor:** **Giuseppe Carbone**, Via Lambertesca,
16-50122 Firenze (IT)

(**) **Term:** **14 Years**

(21) **Appl. No.:** **29/268,998**

(22) **Filed:** **Nov. 17, 2006**

(51) **LOC (9) Cl.** **21-02**

(52) **U.S. Cl.** **D21/662; D21/688**

(58) **Field of Classification Search** D21/662,
D21/686, 687, 688, 689, 690; 482/140, 142,
482/132, 79, 146, 147

See application file for complete search history.

(56) **References Cited**

U.S. PATENT DOCUMENTS

D202,796 S *	11/1965	Patterson	D21/688
D227,584 S *	7/1973	Perez	D21/688
D306,049 S *	2/1990	Bancroft	D21/688
D319,084 S *	8/1991	Bush	D21/688
5,048,823 A *	9/1991	Bean	482/146

5,188,578 A *	2/1993	Voigt	482/71
5,643,164 A *	7/1997	Teff	482/146
5,897,464 A *	4/1999	McLeod	482/79
D420,407 S *	2/2000	Garcia et al.	D21/688
7,137,938 B2 *	11/2006	Gottlieb	482/146

* cited by examiner

Primary Examiner—Philip S Hyder

(74) *Attorney, Agent, or Firm*—Pollack, P.C.

(57) **CLAIM**

An ornamental design for an exercise device, substantially as shown and described.

DESCRIPTION

FIG. 1 is a side elevation view of an exercise device showing my new design;

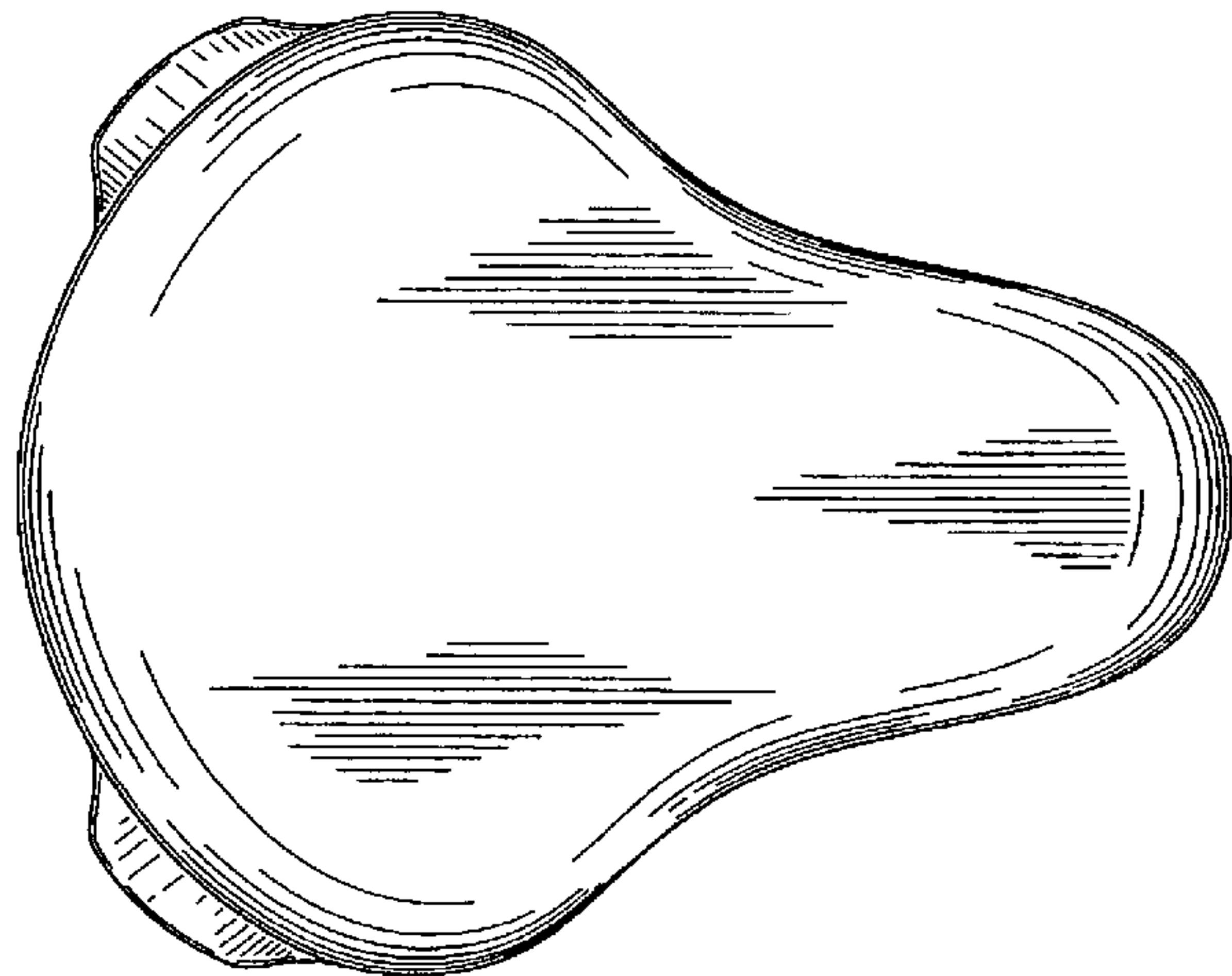
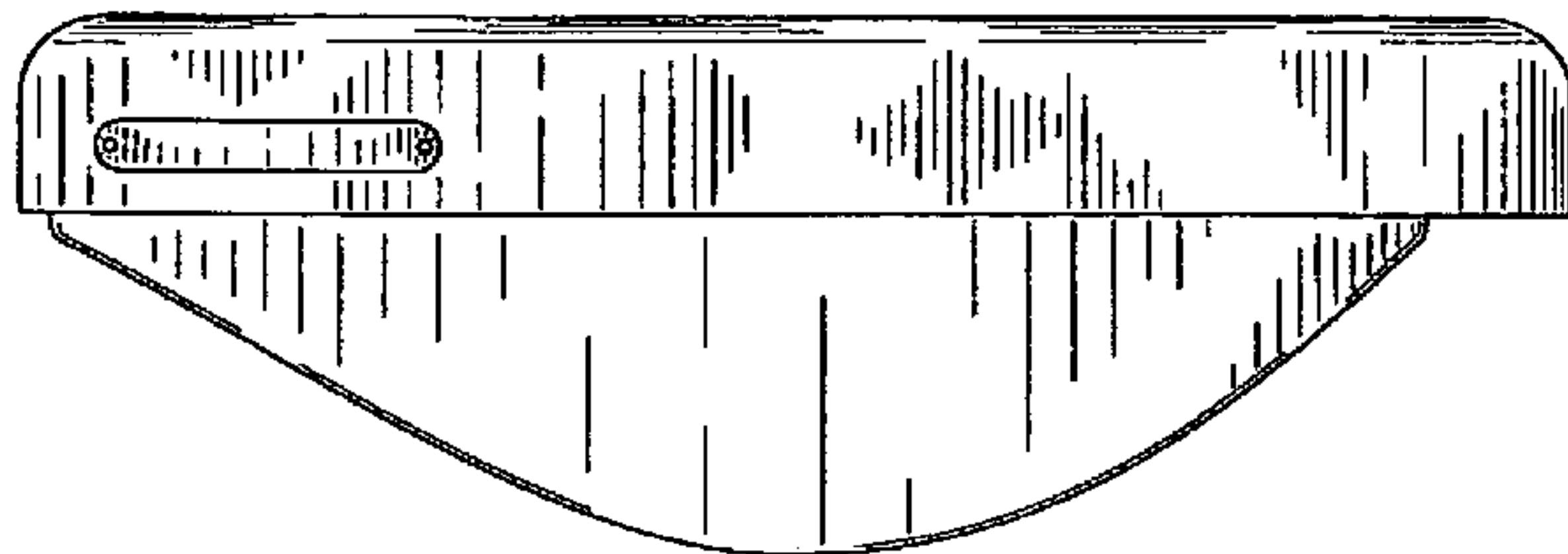
FIG. 2 is a plan view of the design shown in FIG. 1;

FIG. 3 is a bottom plan view of the design shown in FIG. 1;

FIG. 4 is a rear view of the design shown in FIG. 1; and,

FIG. 5 is a front view of the design shown in FIG. 1.

1 Claim, 3 Drawing Sheets



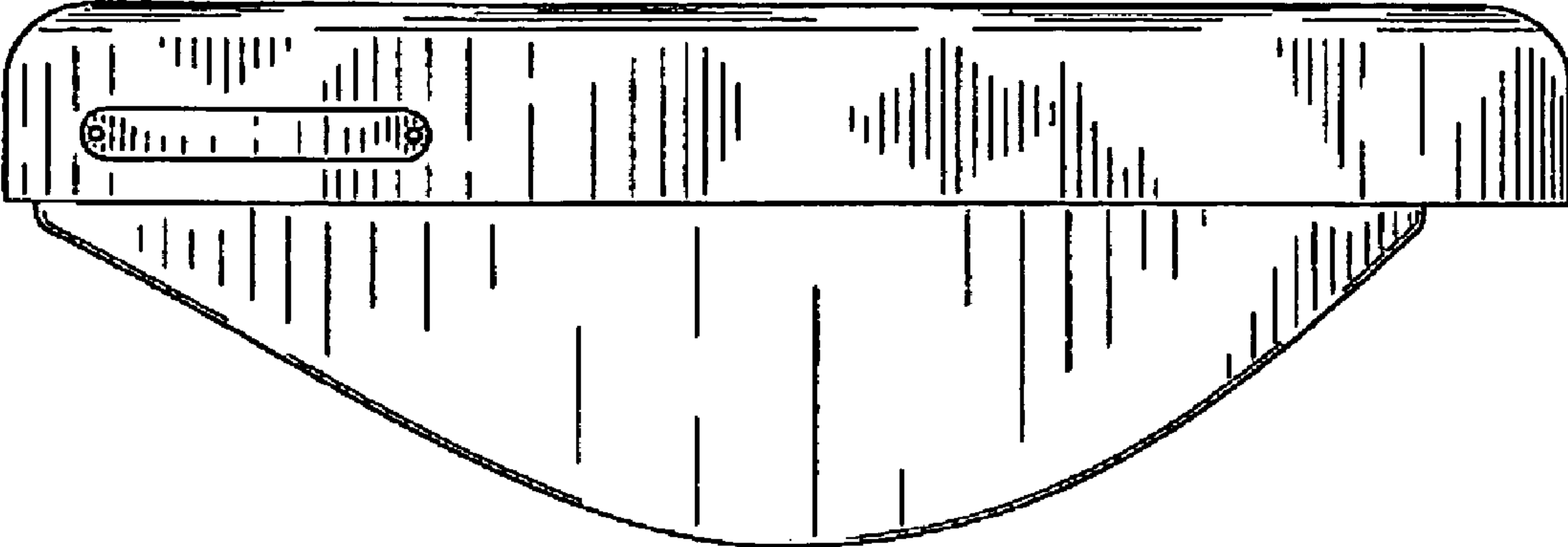


Fig. 1

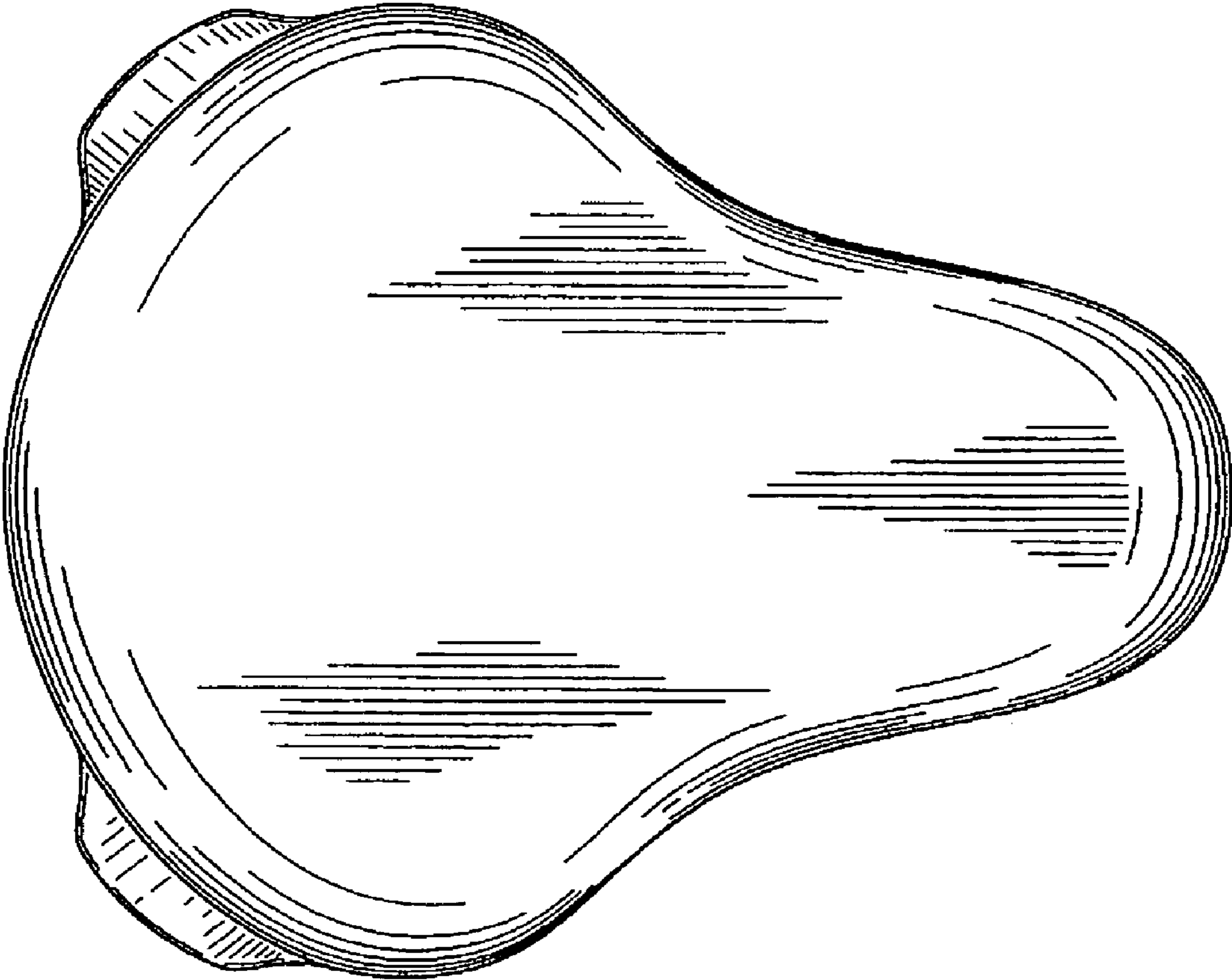


Fig. 2

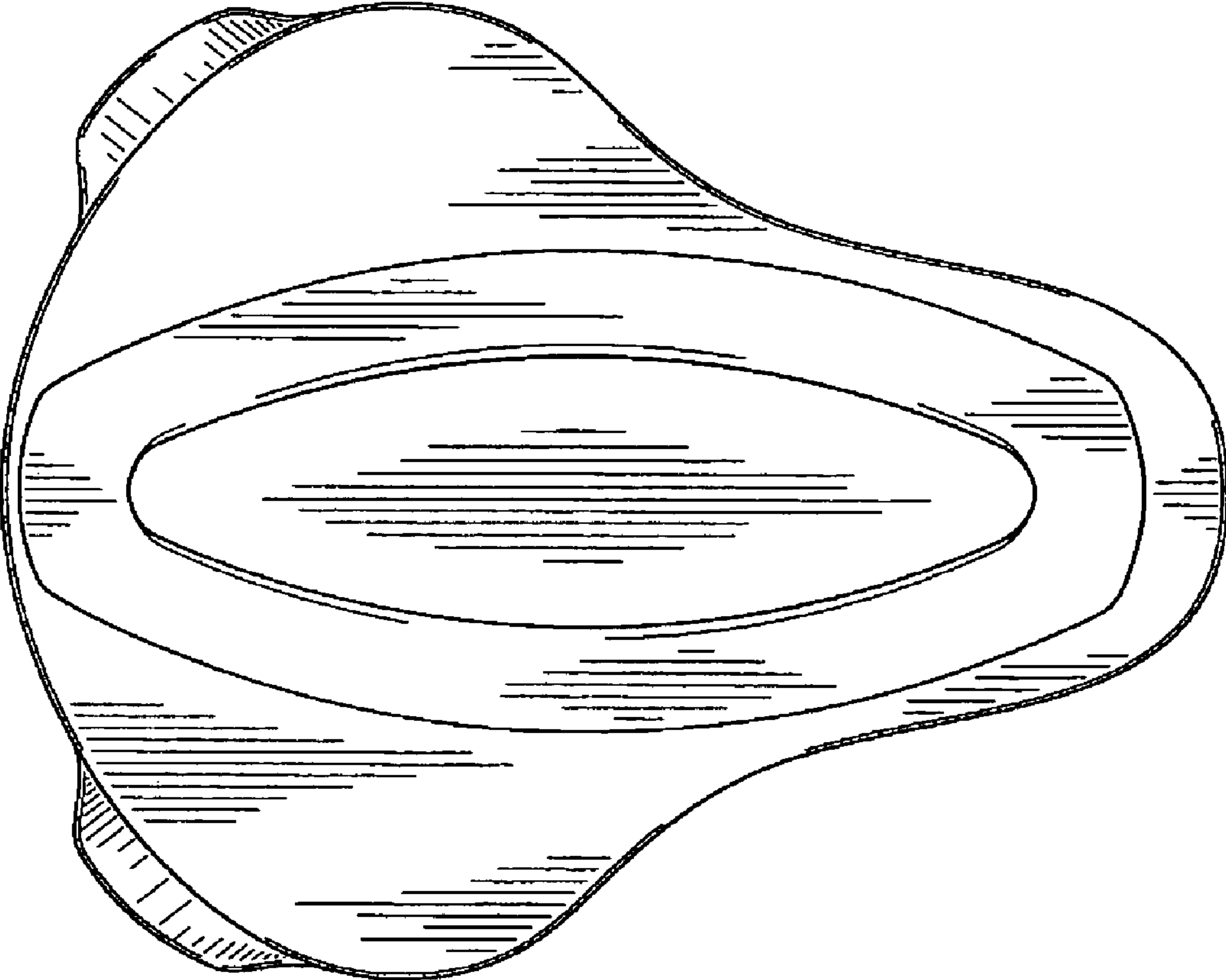


Fig. 3




Fig. 4




Fig. 5