

US00D591756S

(12) **United States Design Patent**  
**Wohlford et al.**

(10) **Patent No.:** **US D591,756 S**  
(45) **Date of Patent:** **\*\* May 5, 2009**

(54) **CEILING MOUNT FOR FLAT PANEL ELECTRONIC DISPLAY**

(75) Inventors: **Jim Wohlford**, Edina, MN (US); **Joel Pfister**, Golden Valley, MN (US); **Dominic Grey**, Blaine, MN (US); **Stuart Bulcraig**, Auckland (NZ)

(73) Assignee: **Milestone AV Technologies LLC**, Savage, MN (US)

(\*\*) Term: **14 Years**

(21) Appl. No.: **29/251,158**

(22) Filed: **Jan. 4, 2006**

(51) **LOC (9) Cl.** ..... **08-07**

(52) **U.S. Cl.** ..... **D14/452**

(58) **Field of Classification Search** ..... D8/71-74,  
D8/394, 353, 363, 354, 355; 248/230.9,  
248/231.21, 230.6, 228.6, 229.25, 317, 323,  
248/341, 326, 324, 921, 281.1, 363, 917,  
248/274.1, 284.1, 276.1, 278.1; D14/451,  
D14/452, 229, 251

See application file for complete search history.

(56) **References Cited**

**U.S. PATENT DOCUMENTS**

2,896,893	A *	7/1959	Mariano	.....	D8/72
D269,945	S *	8/1983	Carney	.....	D8/355
4,836,486	A *	6/1989	Vossoughi et al.	.....	248/921
4,863,133	A *	9/1989	Bonnell	.....	248/563
5,092,552	A *	3/1992	Dayton et al.	.....	248/181.1
D331,921	S *	12/1992	Gutke et al.	.....	D14/452
D332,562	S *	1/1993	Fremont et al.	.....	D8/73
D337,333	S *	7/1993	Turk	.....	D8/355
D345,905	S *	4/1994	Hallgren	.....	D8/355
D347,841	S *	6/1994	Rossmann et al.	.....	D14/452
D367,421	S *	2/1996	Powers	.....	D8/73
D389,334	S *	1/1998	Attridge	.....	D8/394
D435,852	S *	1/2001	Oddsens, Jr.	.....	D14/452

6,409,134	B1 *	6/2002	Oddsens, Jr.	.....	248/274.1
6,695,270	B1 *	2/2004	Smed	.....	248/274.1
D495,714	S *	9/2004	Pfister	.....	D14/451
D496,367	S *	9/2004	Pfister	.....	D14/451
6,857,610	B1 *	2/2005	Conner et al.	.....	248/917
6,874,743	B2 *	4/2005	Watanabe et al.	.....	248/276.1
D507,477	S *	7/2005	Pfister	.....	D8/363
6,962,314	B2 *	11/2005	Hsu	.....	248/363
7,028,961	B1 *	4/2006	Dittmer et al.	.....	248/278.1
D520,017	S *	5/2006	van Kuijk et al.	.....	D14/452
D521,850	S *	5/2006	Richter et al.	.....	D8/354
2004/0159757	A1 *	8/2004	Pfister	.....	248/284.1
2006/0022102	A1 *	2/2006	Dittmer	.....	248/276.1

**OTHER PUBLICATIONS**

U.S. Appl. No. 29/237,995, filed Sep. 9, 2005, Pribyl.

\* cited by examiner

*Primary Examiner*—T. Chase Nelson

*Assistant Examiner*—David G Muller

(74) *Attorney, Agent, or Firm*—Patterson, Thunte, Skaar & Christensen PA

(57) **CLAIM**

The ornamental design for a ceiling mount for flat panel electronic display, as shown and described.

**DESCRIPTION**

FIG. 1 is a side elevation view of a ceiling mount for flat panel electronic display according to our new design;


FIG. 2 is a rear elevation view thereof;


FIG. 3 is a bottom plan view thereof; and,

FIG. 4 is a front elevation view thereof. The broken line depiction of the mounting bracket has been removed for clarity.

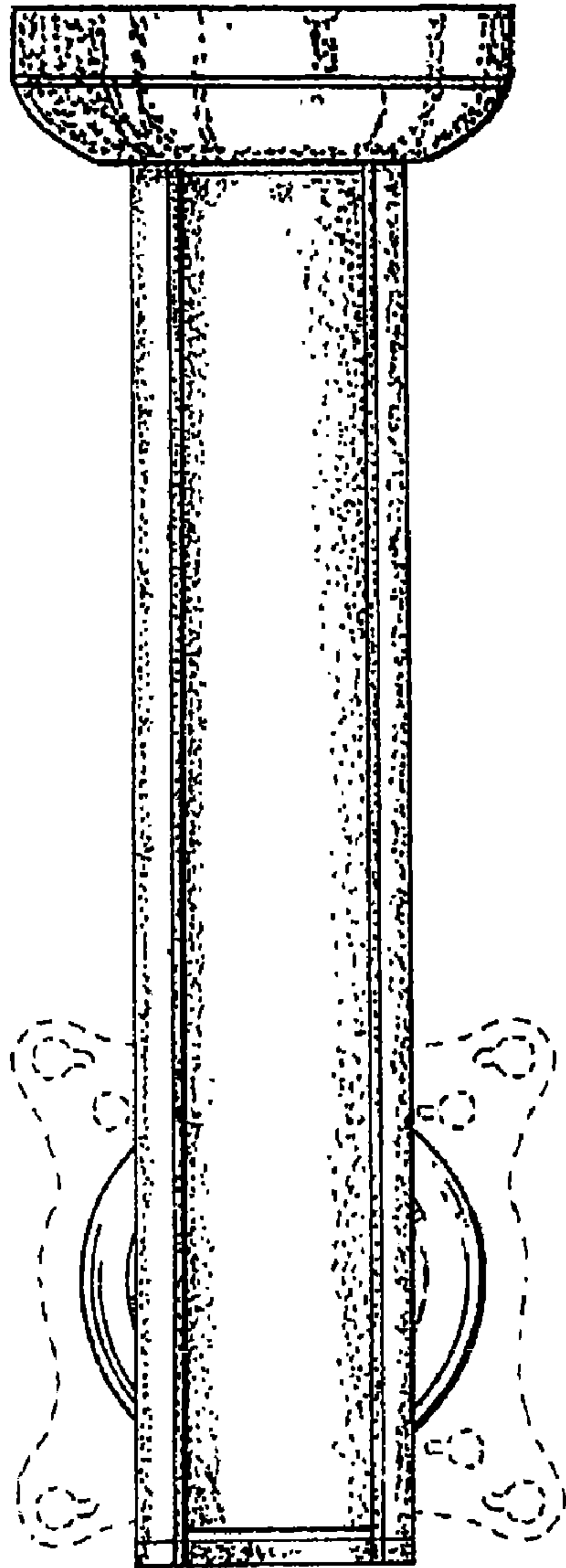
The features shown in broken lines depict environmental subject matter only and form no part of the claimed design.

**1 Claim, 2 Drawing Sheets**

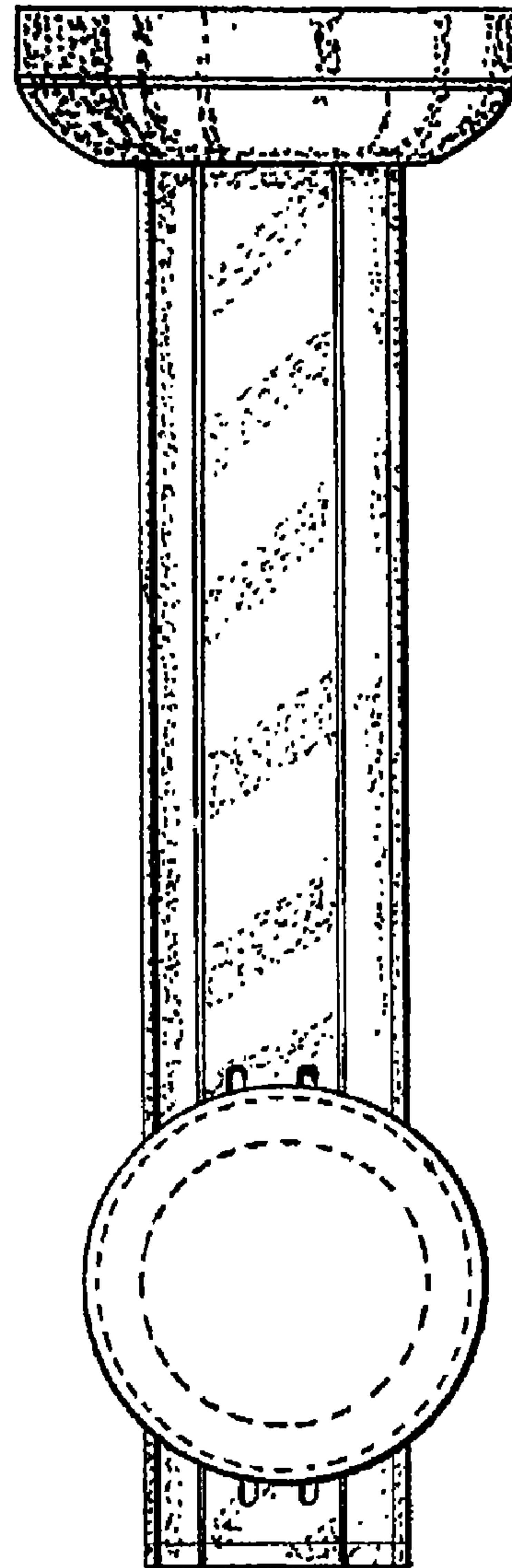




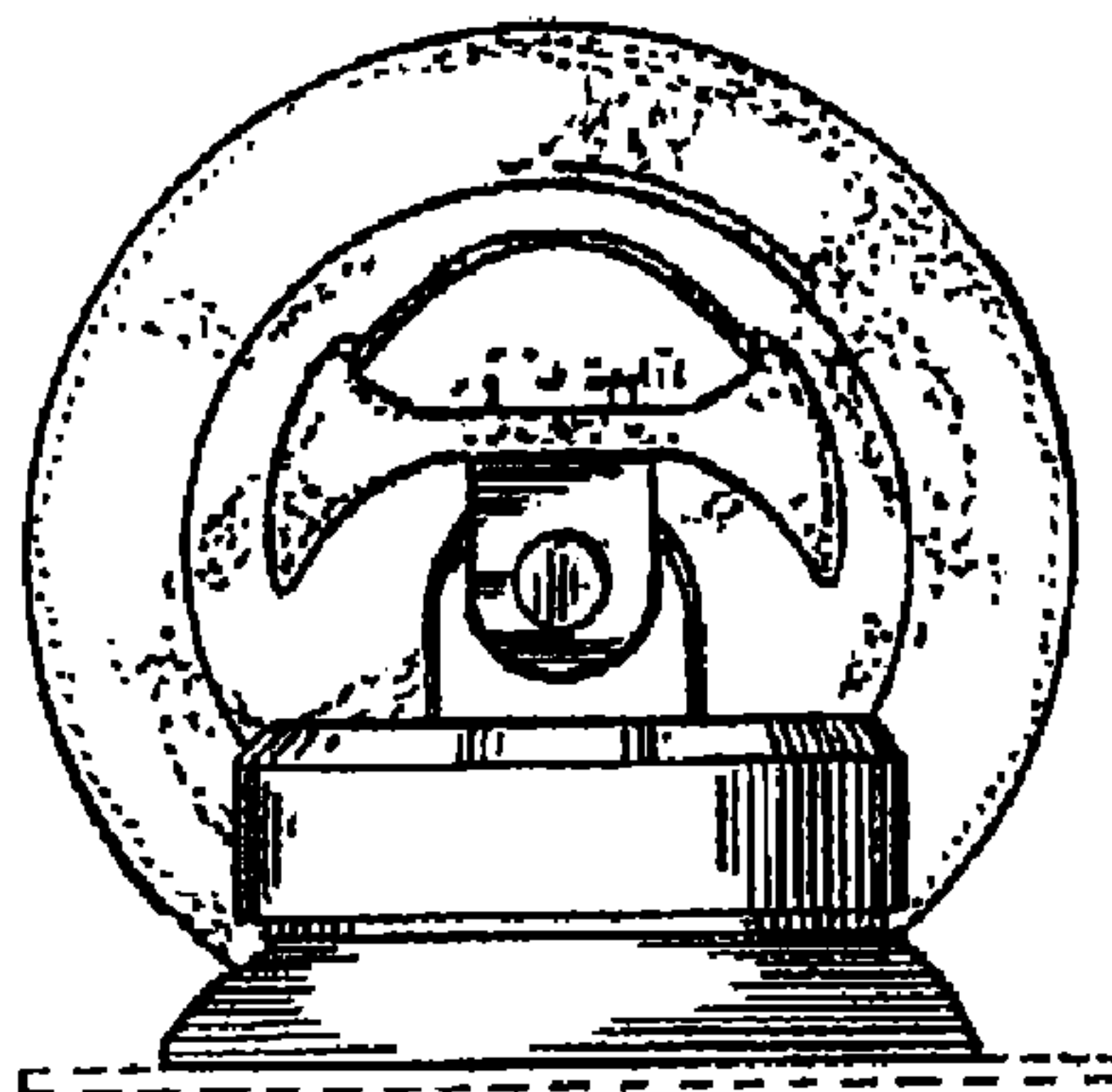
*Fig. 1.*



*Fig. 2.*



*Fig. 4.*



*Fig. 3.*