

US00D591753S

(12) **United States Design Patent**
Nakano et al.

(10) **Patent No.:** **US D591,753 S**
(45) **Date of Patent:** **** May 5, 2009**

(54) **WIRELESS COMMUNICATION CARD**

(75) Inventors: **Atsushi Nakano**, Kanagawa (JP);
Masaki Hayashi, Kanagawa (JP)

(73) Assignee: **Mitsumi Electric Co., Ltd.**, Tokyo (JP)

(**) Term: **14 Years**

(21) Appl. No.: **29/318,988**

(22) Filed: **Jun. 2, 2008**

(30) **Foreign Application Priority Data**

Dec. 3, 2007 (JP) 2007-033088

(51) **LOC (9) Cl.** **14-02**

(52) **U.S. Cl.** **D14/436**

(58) **Field of Classification Search** D14/242,
D14/432-438; 361/600, 622, 683, 684, 686,
361/724-728; D13/184, 123, 110; 379/433.09,
379/433.11-433.13, 419, 440, 428.01, 428.04;
455/550.1, 552.1, 553.1, 554.1, 554.2, 555,
455/557, 556.1, 558, 575.1, 90.3; 439/101,
439/108, 946, 607; 174/52.1, 35 R; 902/26
See application file for complete search history.

(56) **References Cited**

U.S. PATENT DOCUMENTS

- 4,555,619 A * 11/1985 Anderson 235/492
- D321,691 S * 11/1991 Brenda et al. D14/191
- D364,399 S * 11/1995 Long D14/433
- D411,202 S * 6/1999 Flanagan et al. D14/459
- D413,879 S * 9/1999 Wu D14/436
- D421,597 S * 3/2000 Oba et al. D13/182
- D421,967 S * 3/2000 Oba et al. D13/182
- 6,341,728 B1 * 1/2002 Kondo et al. 235/487
- D458,935 S * 6/2002 Hiroki D14/436

- D463,468 S * 9/2002 Fujita et al. D16/202
- D466,119 S * 11/2002 Funahashi et al. D14/384
- D467,511 S * 12/2002 Kitamura et al. D10/65
- D479,208 S * 9/2003 Takahashi D13/182
- D492,686 S * 7/2004 Yu et al. D14/436
- D492,687 S * 7/2004 Yu et al. D14/436
- 6,764,346 B2 * 7/2004 Fujita et al. 439/638
- D498,759 S * 11/2004 Lewis et al. D14/436
- D551,669 S * 9/2007 Kadonaga D14/436
- D555,653 S * 11/2007 Tseng D14/435
- D563,430 S * 3/2008 Deguchi et al. D14/496
- D563,995 S * 3/2008 Deguchi et al. D14/496
- 2003/0162445 A1 * 8/2003 Fujita et al. 439/638
- 2004/0173678 A1 * 9/2004 Wu 235/441
- 2004/0229511 A1 * 11/2004 Chen 439/638
- 2005/0239335 A1 * 10/2005 Kadonaga et al. 439/638

* cited by examiner

Primary Examiner—Susan Moon Lee

(74) *Attorney, Agent, or Firm*—Sughrue Mion, PLLC

(57) **CLAIM**

The ornamental design for a wireless communication card, as shown and described.

DESCRIPTION

FIG. 1 is a front perspective view of the wireless communication card of the present invention;

FIG. 2 is a rear perspective view thereof;

FIG. 3 is a top view thereof;

FIG. 4 is a rear view thereof;

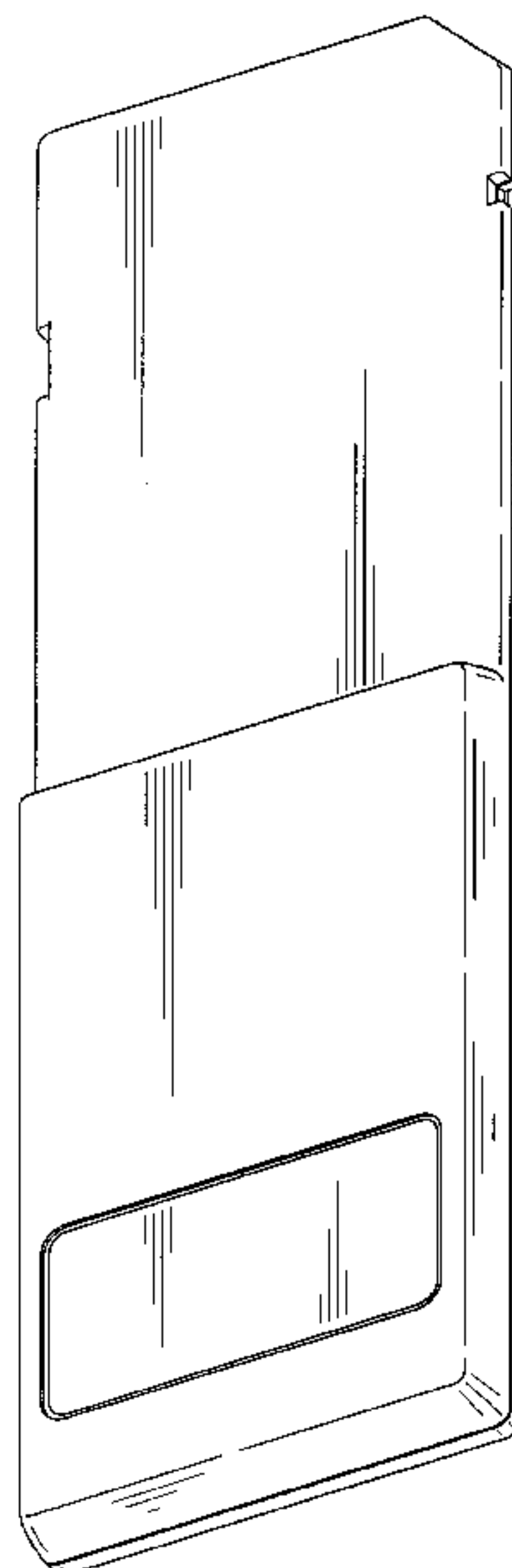
FIG. 5 is a first end view thereof;

FIG. 6 is a second end view thereof;

FIG. 7 is a first side view thereof; and,

FIG. 8 is a second side view thereof.

1 Claim, 6 Drawing Sheets



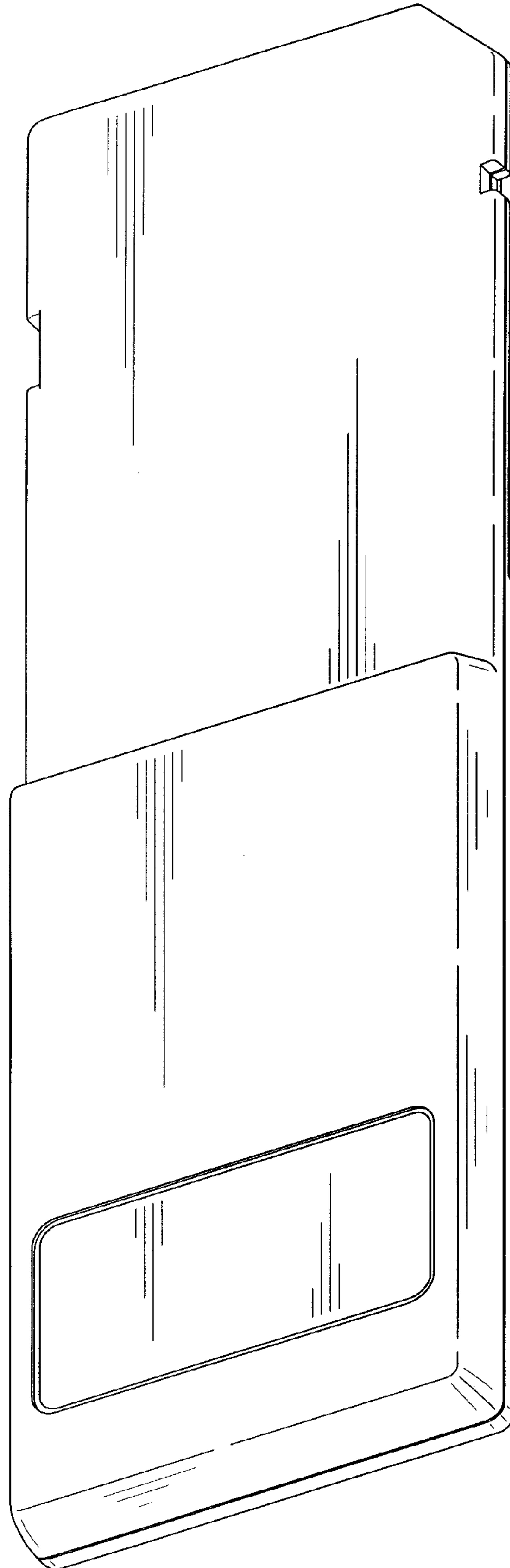


FIG. 1

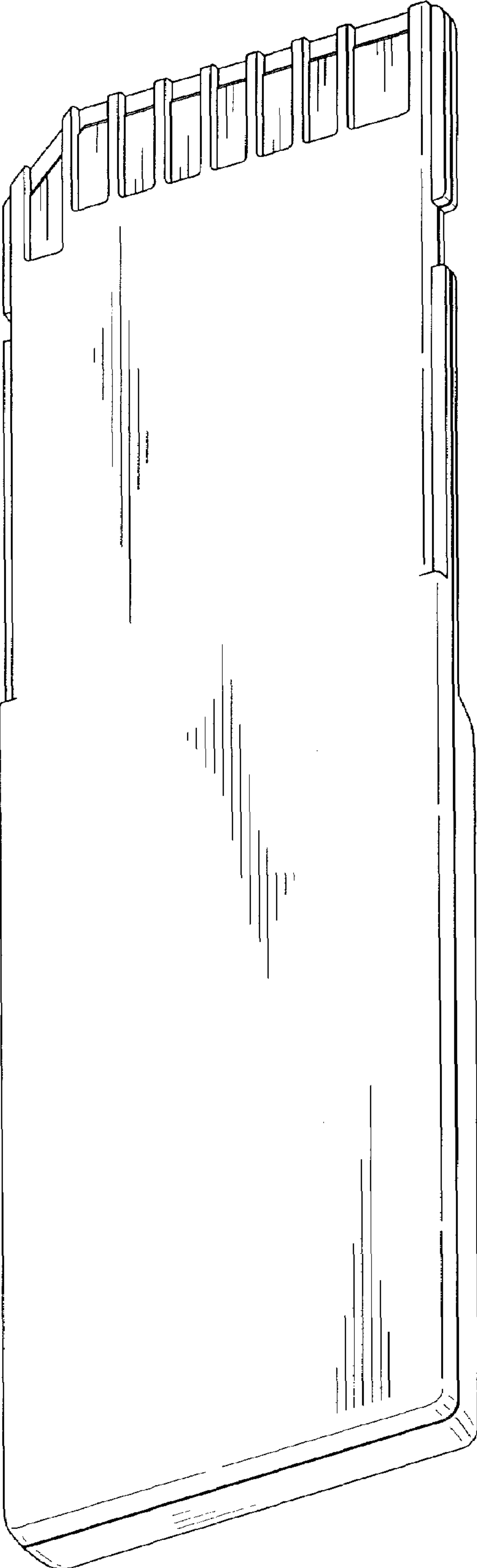


FIG. 2

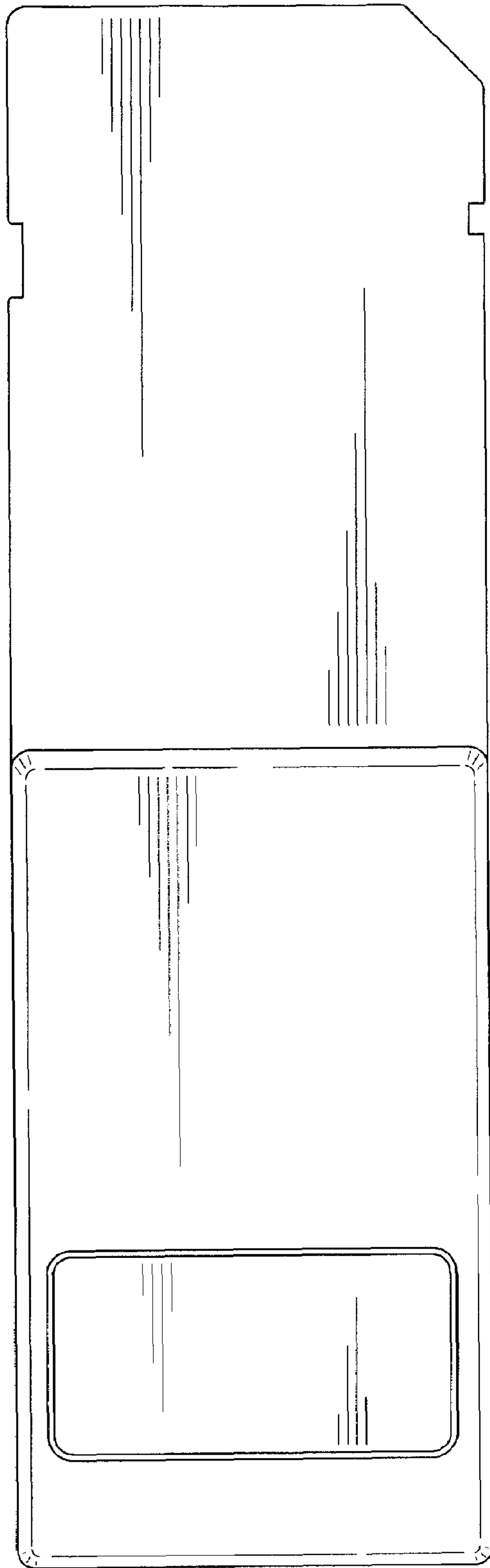


FIG. 3

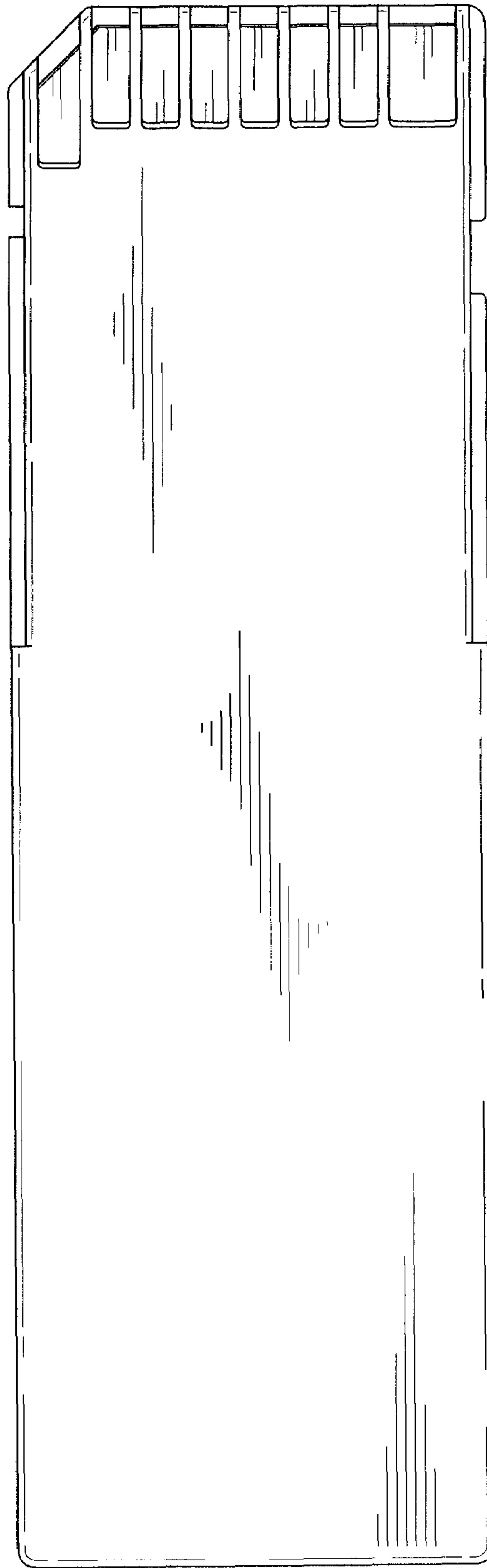


FIG. 4




FIG. 5




FIG. 6

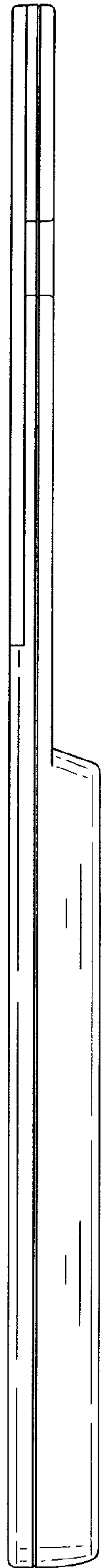


FIG. 7

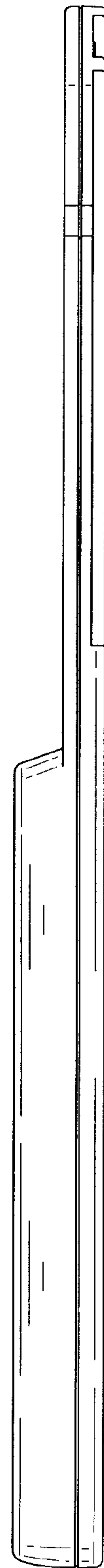


FIG. 8