



US00D591751S

(12) **United States Design Patent**
Ku

(10) **Patent No.:** **US D591,751 S**
(45) **Date of Patent:** **** May 5, 2009**

(54) **DATA CARD**

(75) Inventor: **Yuan-Chih Ku**, Tu-Cheng (TW)

(73) Assignee: **Chi Mei Communication Systems, Inc.**, Tu-Cheng, Taipei County (TW)

(**) Term: **14 Years**

(21) Appl. No.: **29/322,378**

(22) Filed: **Aug. 4, 2008**

(30) **Foreign Application Priority Data**

Jun. 2, 2008 (CN) 2008 3 0300712

(51) **LOC (9) Cl.** **14-02**

(52) **U.S. Cl.** **D14/435**

(58) **Field of Classification Search** D14/435,
D14/356, 242, 436, 433, 474, 240, 496, 385,
D14/358; 360/97.01, 685, 686, 752, 737,
360/732, 784, 803; 439/135, 144, 139-141,
439/147, 136, 638, 518, 131; 365/51, 63,
365/131; 710/52, 300, 313; 711/115, 103,
711/154, 161-162; 70/58; 323/210; 713/186,
713/1; 382/124; 235/492; D13/147
See application file for complete search history.

(56) **References Cited**

U.S. PATENT DOCUMENTS

- D320,986 S * 10/1991 Suckley D14/144
- D358,128 S * 5/1995 Berry et al. D13/103
- D363,064 S * 10/1995 Rogov D14/433
- D364,618 S * 11/1995 Somoza D14/142
- D380,199 S * 6/1997 Beruscha et al. D13/184
- D380,728 S * 7/1997 Richards et al. D13/103
- D392,939 S * 3/1998 Finke-Anlauff D13/103
- D404,377 S * 1/1999 Wilson et al. D14/365
- D407,063 S * 3/1999 Reis et al. D13/103
- D408,384 S * 4/1999 Hata et al. D14/435.1
- D412,483 S * 8/1999 Chintala et al. D13/103
- 6,089,908 A * 7/2000 Huang 439/528
- D463,393 S * 9/2002 Kataoka D14/167
- D472,885 S * 4/2003 Kataoka D14/167

- D473,207 S * 4/2003 Tanio D14/168
- D473,535 S * 4/2003 Ishii D14/167
- 6,618,243 B1 * 9/2003 Tirosh 361/683
- 6,676,419 B1 * 1/2004 Lin et al. 439/76.1
- D486,483 S * 2/2004 Bloomberg et al. D14/248
- D486,484 S * 2/2004 Bloomberg et al. D14/248
- D486,806 S * 2/2004 Takayama et al. D14/137
- D486,829 S * 2/2004 Wang et al. D14/433
- D490,068 S * 5/2004 Chen D14/203.3
- 6,743,030 B2 * 6/2004 Lin et al. 439/131
- D504,442 S * 4/2005 Kim D14/203.7
- D509,819 S * 9/2005 Yang D14/496
- D513,613 S * 1/2006 Lim D14/480.1
- D514,590 S * 2/2006 Naruki D14/203.3
- D520,518 S * 5/2006 Byun D14/203.7
- 7,066,742 B2 * 6/2006 Liang et al. 439/76.1
- D526,321 S * 8/2006 Hayes et al. D14/435
- D529,878 S * 10/2006 Wang D14/125
- D529,889 S * 10/2006 Rose et al. D14/138 R

(Continued)

Primary Examiner—Susan Moon Lee

(74) *Attorney, Agent, or Firm*—Steven M. Reiss

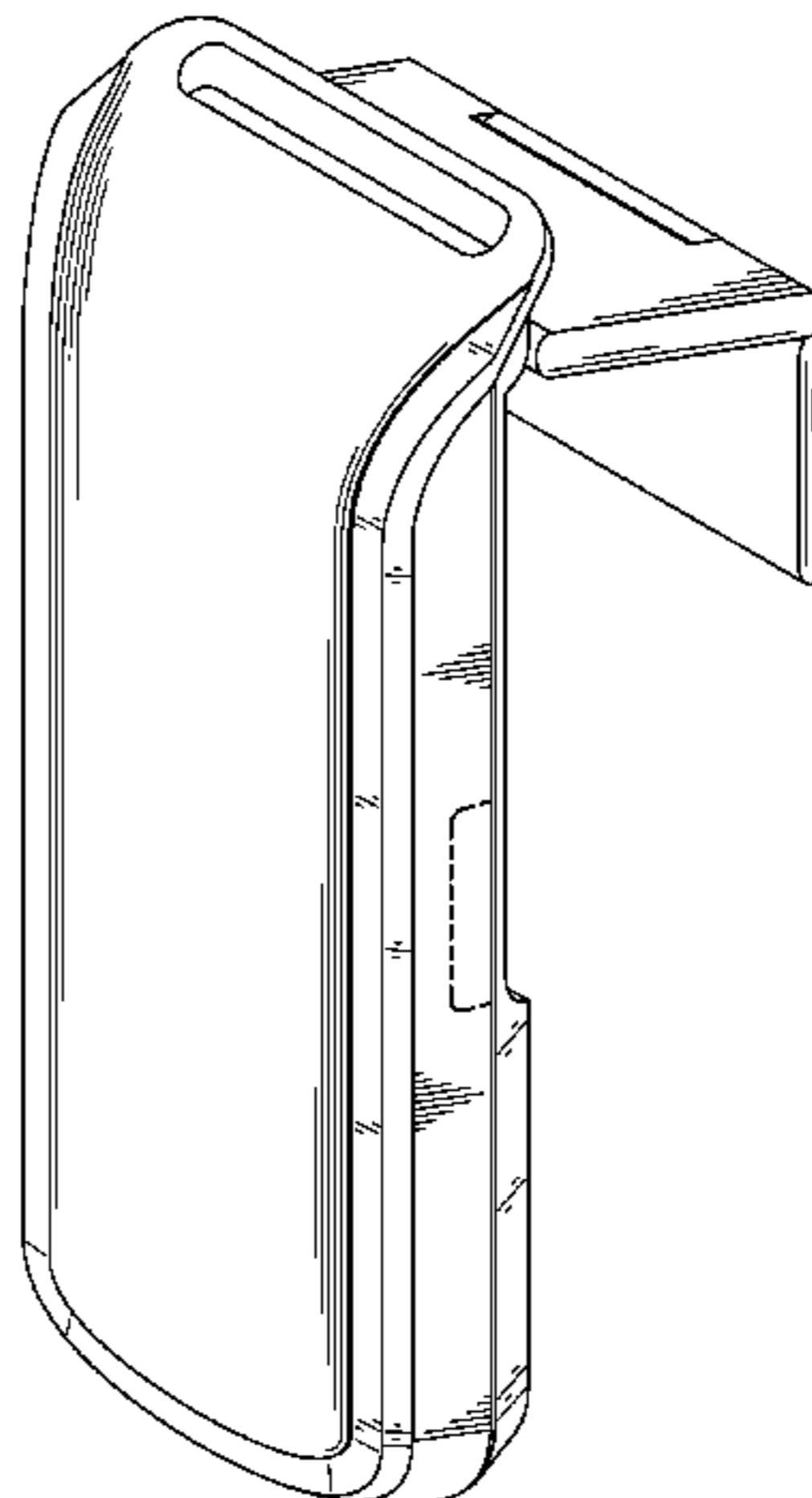
(57) **CLAIM**

The ornamental design for a data card, as shown and described.

DESCRIPTION

FIG. 1 is a perspective view of a data card showing our new design;
 FIG. 2 is a front elevational view thereof;
 FIG. 3 is a rear elevational view thereof;
 FIG. 4 is a left side elevational view thereof;
 FIG. 5 is a right side elevational view thereof;
 FIG. 6 is a top plan view thereof;
 FIG. 7 is a bottom plan view thereof; and,
 FIG. 8 is an open perspective view of the data card of FIG. 1.
 The broken lines and shadow lines are not part of the design

1 Claim, 8 Drawing Sheets



US D591,751 S

Page 2

U.S. PATENT DOCUMENTS

D533,863 S *	12/2006	Yamaji	D14/167	D556,752 S *	12/2007	Otsuka	D14/356
D541,272 S *	4/2007	Wang	D14/356	D556,762 S *	12/2007	Hsiau	D14/435
D543,553 S *	5/2007	Langberg et al.	D14/496	7,303,411 B1 *	12/2007	Morganstern et al.	439/131
D544,480 S *	6/2007	Murakami	D14/435.1	D558,763 S *	1/2008	Morganstern et al.	D14/356
D545,318 S *	6/2007	Klenske et al.	D14/432	D558,787 S *	1/2008	Yu et al.	D14/496
D546,328 S *	7/2007	Kobayakawa	D14/480.7	D560,214 S *	1/2008	Yuba et al.	D14/230
D552,592 S *	10/2007	Deguchi	D14/167	7,364,445 B1 *	4/2008	Ni et al.	439/140
D553,618 S *	10/2007	Cheng	D14/356	D573,594 S *	7/2008	Hsu	D14/358
D556,195 S *	11/2007	Lin	D14/356	D582,418 S *	12/2008	Kim et al.	D14/435
D556,196 S *	11/2007	Cheng	D14/356	7,462,044 B1 *	12/2008	Regen et al.	439/131
D556,199 S *	11/2007	Song	D14/357	2004/0063346 A1 *	4/2004	Lin et al.	439/131
7,301,596 B1 *	11/2007	Morganstern et al.	349/131	2007/0049217 A1 *	3/2007	Suzuki et al.	455/90.3

* cited by examiner

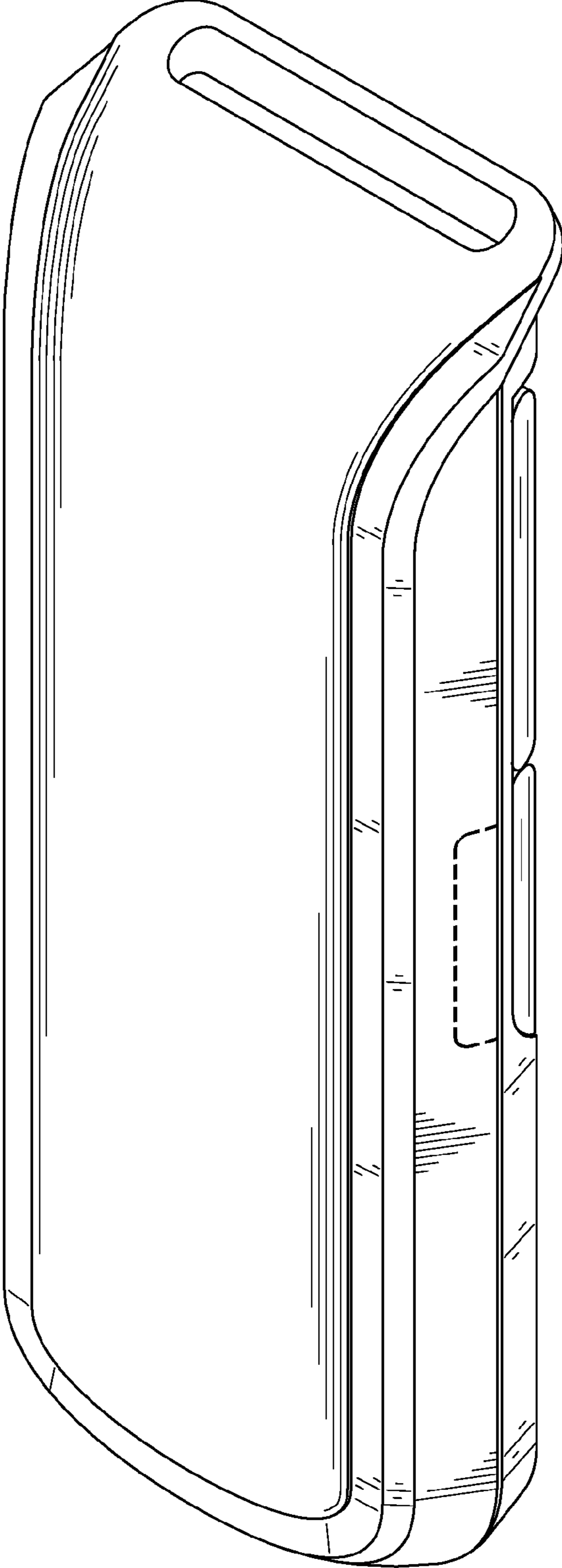


FIG. 1

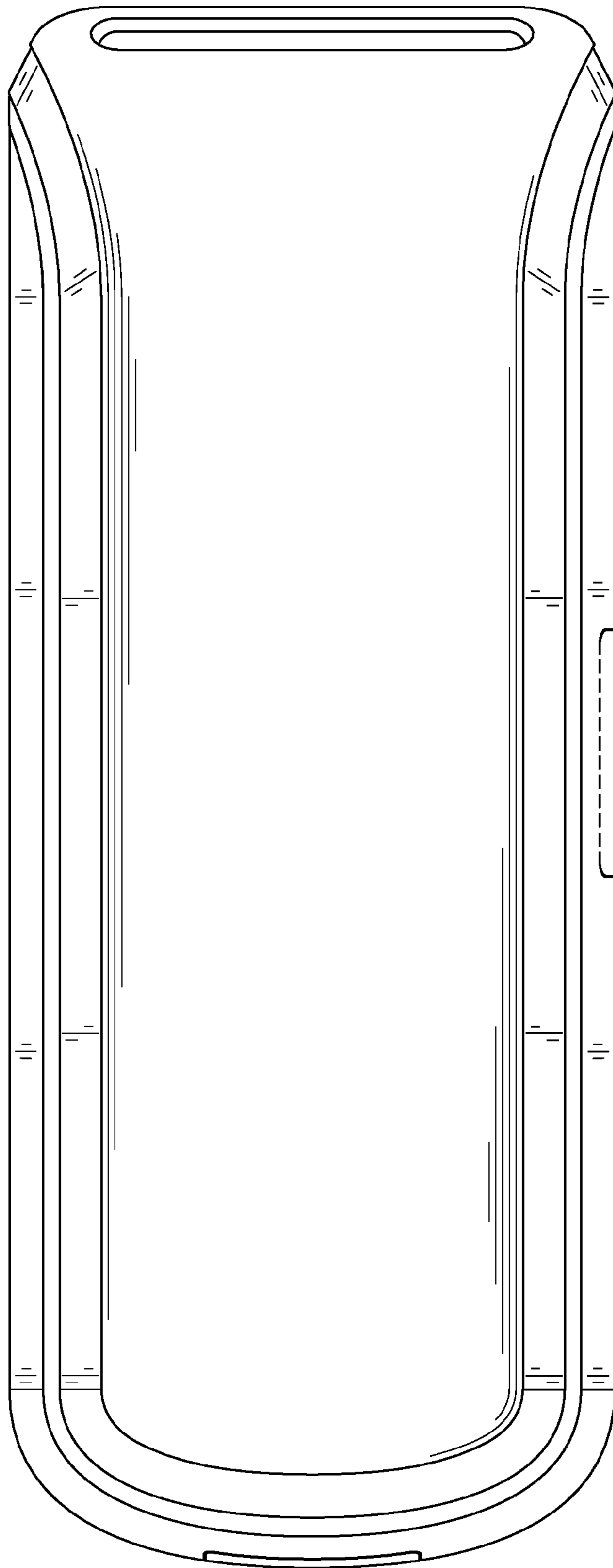


FIG. 2

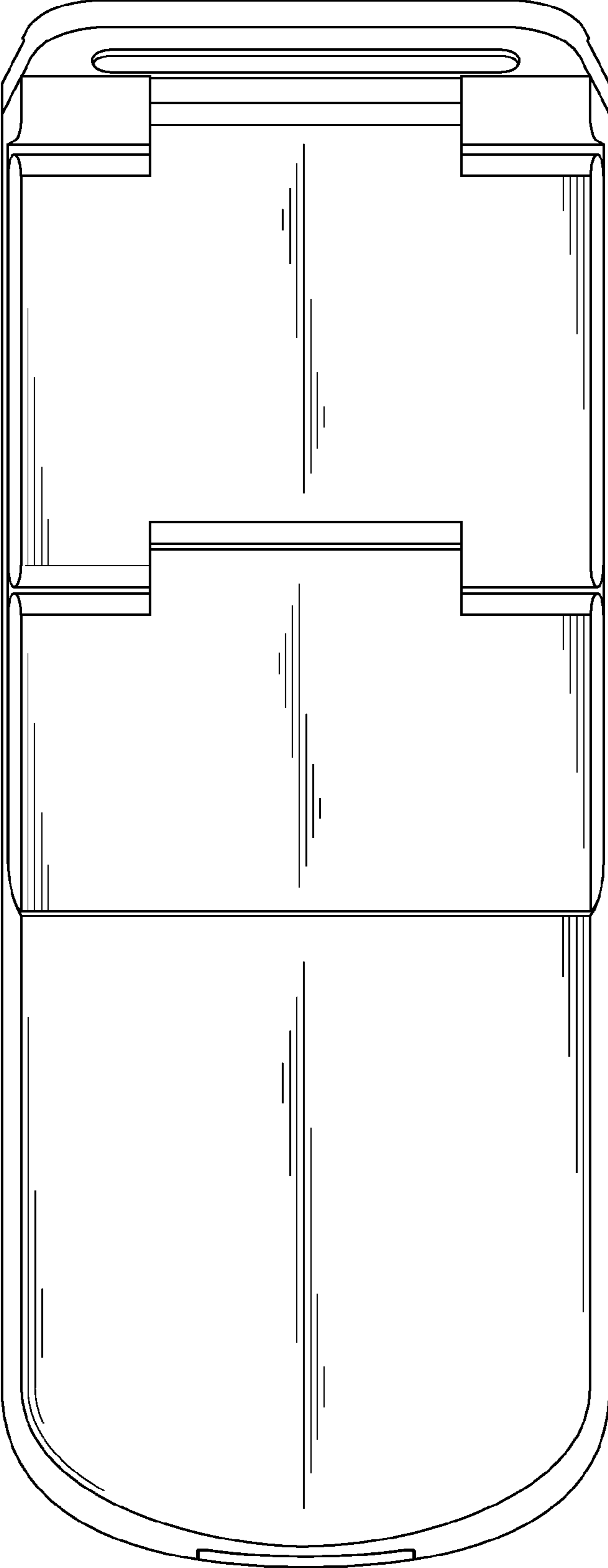


FIG. 3

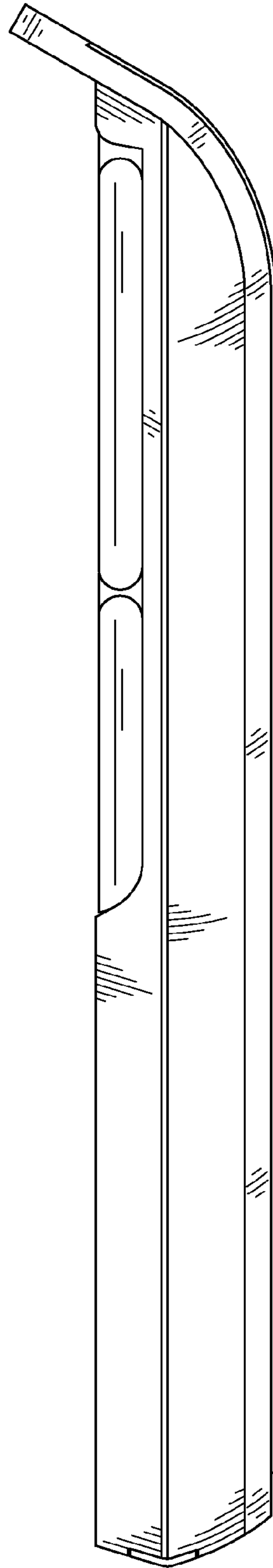


FIG. 4

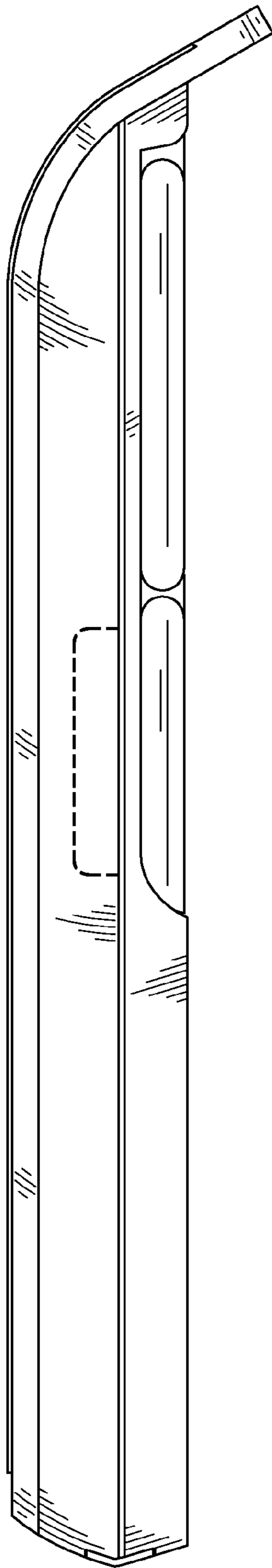


FIG. 5

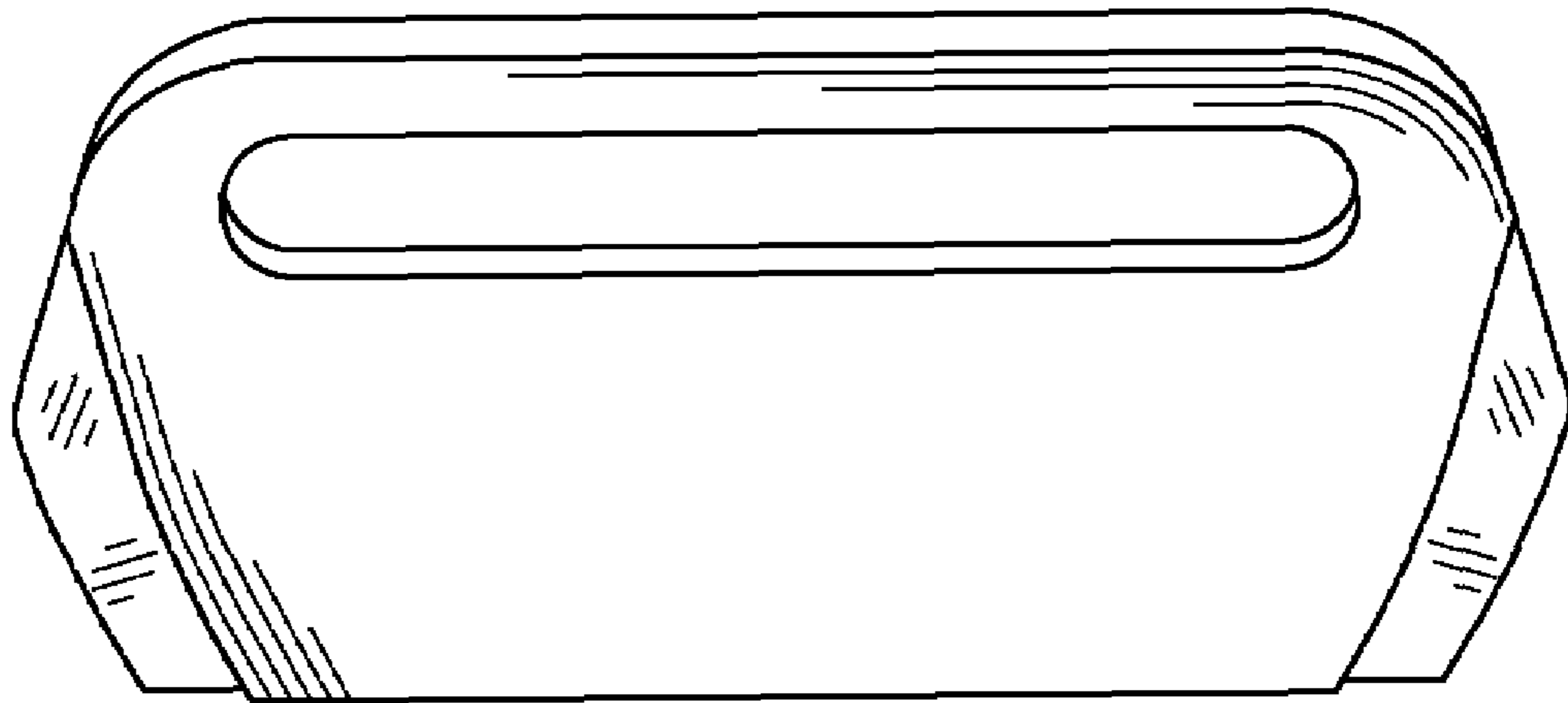


FIG. 6

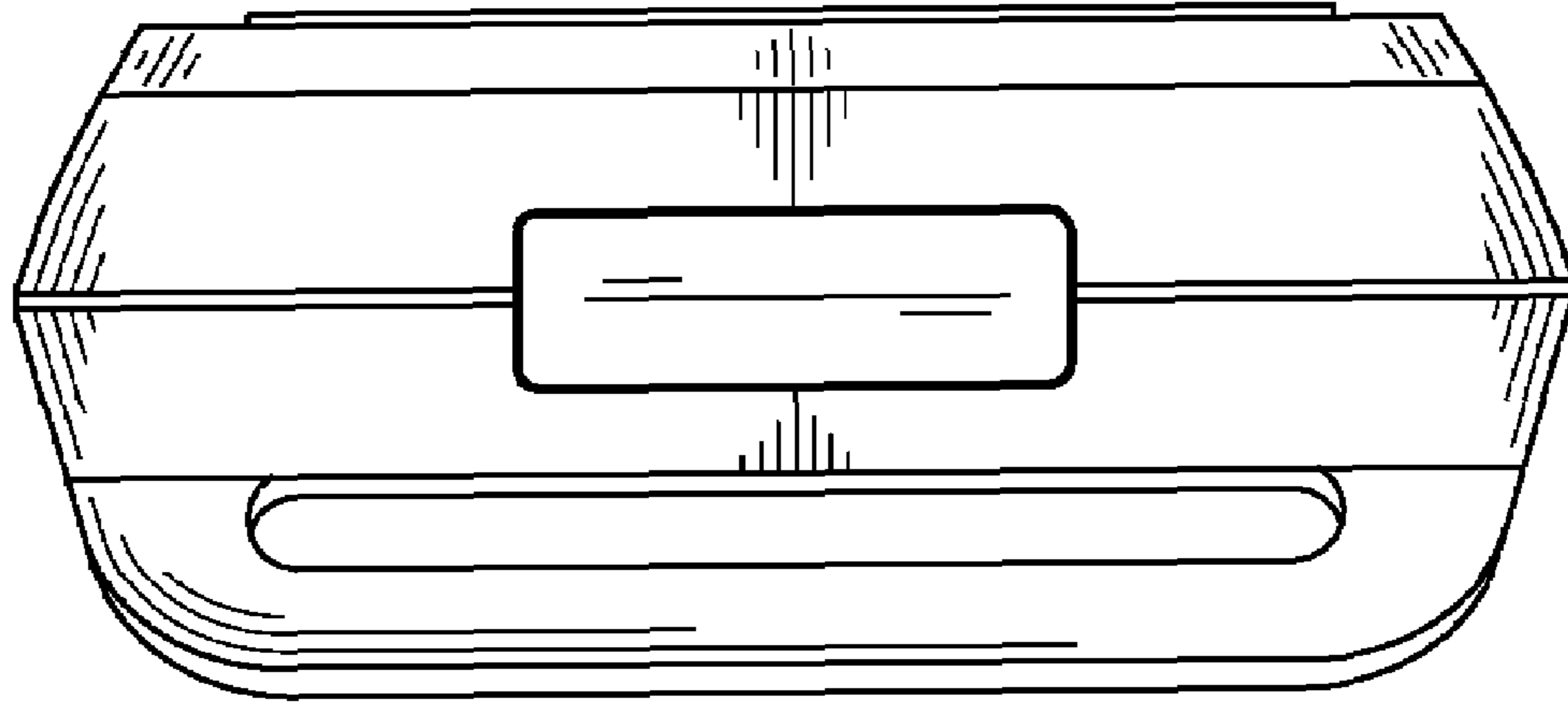


FIG. 7

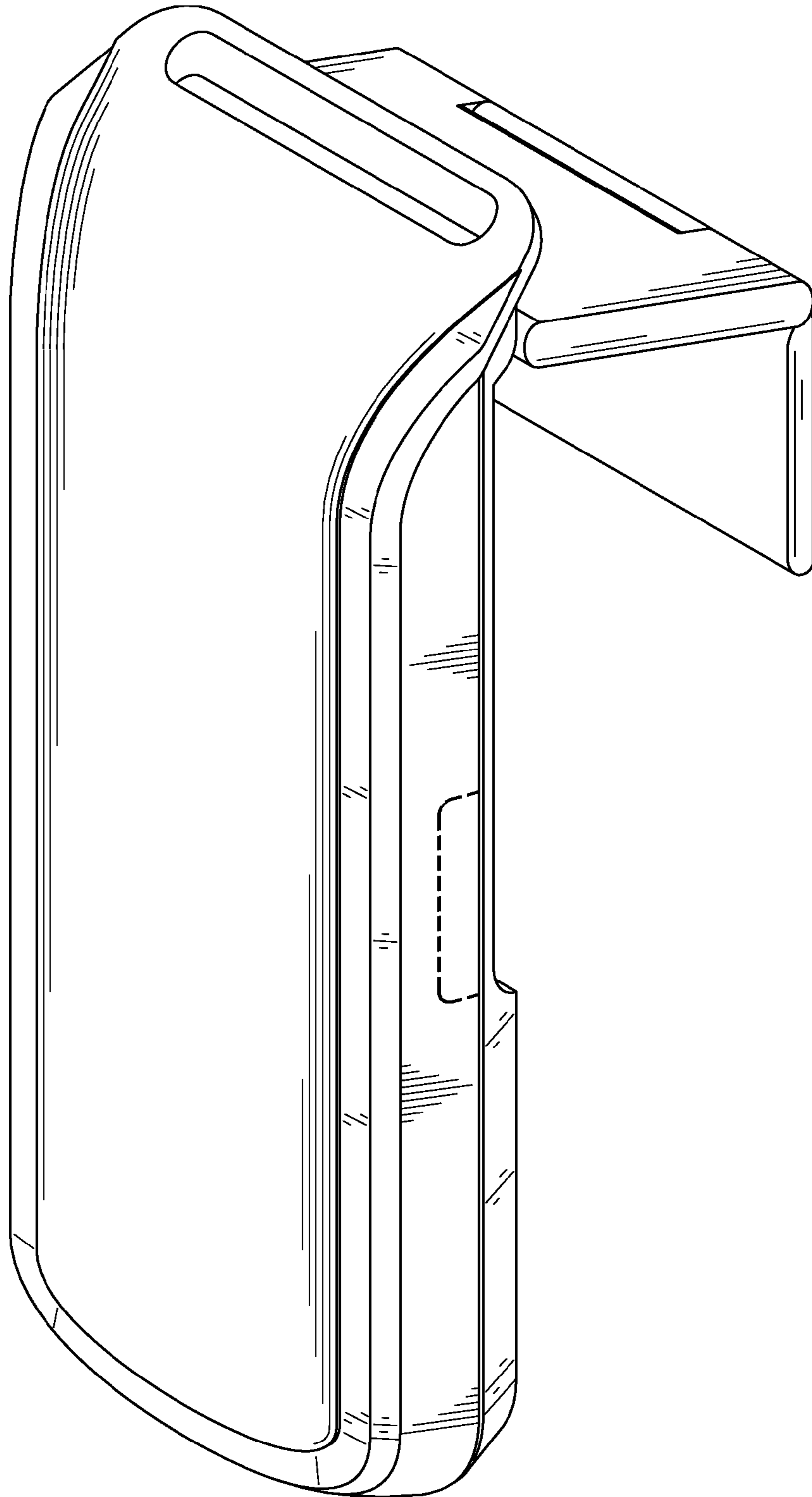


FIG. 8