

US00D591740S

(12) **United States Design Patent**
Luke et al.

(10) **Patent No.:** **US D591,740 S**
(45) **Date of Patent:** **** May 5, 2009**

(54) **BACK COVER FOR PORTABLE ELECTRONIC DEVICE**

(75) Inventors: **Hok-Sum Horace Luke**, Taoyuan County (TW); **Chih-Ling Chien**, Taoyuan County (TW); **Yen-Hung Lin**, Taoyuan County (TW); **Chien-Hung Wu**, Taoyuan County (TW)

(73) Assignee: **HTC Corporation**, Taoyuan County (TW)

(**) Term: **14 Years**

(21) Appl. No.: **29/323,709**

(22) Filed: **Aug. 29, 2008**

Related U.S. Application Data

(63) Continuation-in-part of application No. 29/321,870, filed on Jul. 24, 2008.

Foreign Application Priority Data

Mar. 4, 2008 (CN) 97301301

(51) **LOC (9) Cl.** **14-02**

(52) **U.S. Cl.** **D14/341**

(58) **Field of Classification Search** D14/125-129, D14/132, 341-346, 374, 387, 399; D18/1, D18/2, 4.1, 4.4, 7, 11; D19/26, 59, 60; D21/329, D21/324; 178/18.01, 18.03; 235/145 A, 235/145 R; 248/917-924; 33/443; 341/12, 341/22, 23; 345/104, 156, 168, 169, 172, 345/173, 179, 672; 348/180, 184, 325, 739, 348/837; 349/1, 11, 12, 2, 62; 361/680-686; 434/307 R, 308, 309, 317

See application file for complete search history.

(56) **References Cited**

U.S. PATENT DOCUMENTS

D338,656 S * 8/1993 Spayde et al. D14/341
D381,638 S * 7/1997 Kruse et al. D14/342
6,256,039 B1 * 7/2001 Krishnamurthy 345/420
D449,601 S * 10/2001 Baldwin et al. D14/336
D542,849 S * 5/2007 Hill et al. D20/10
D577,704 S * 9/2008 Park et al. D14/138 R
2008/0088580 A1 * 4/2008 Poupyrev et al. 345/156

* cited by examiner

Primary Examiner—Cathron C Brooks

Assistant Examiner—Barbara Fox

(74) *Attorney, Agent, or Firm*—J.C. Patents

(57) **CLAIM**

The ornamental design for a back cover for a portable electronic device, as shown and described.

DESCRIPTION

FIG. 1 is a perspective view of a back cover for a portable electronic device showing our new design;

FIG. 2 is a front view thereof;

FIG. 3 is a rear view thereof;

FIG. 4 is a left side view thereof;

FIG. 5 is a right side view thereof;

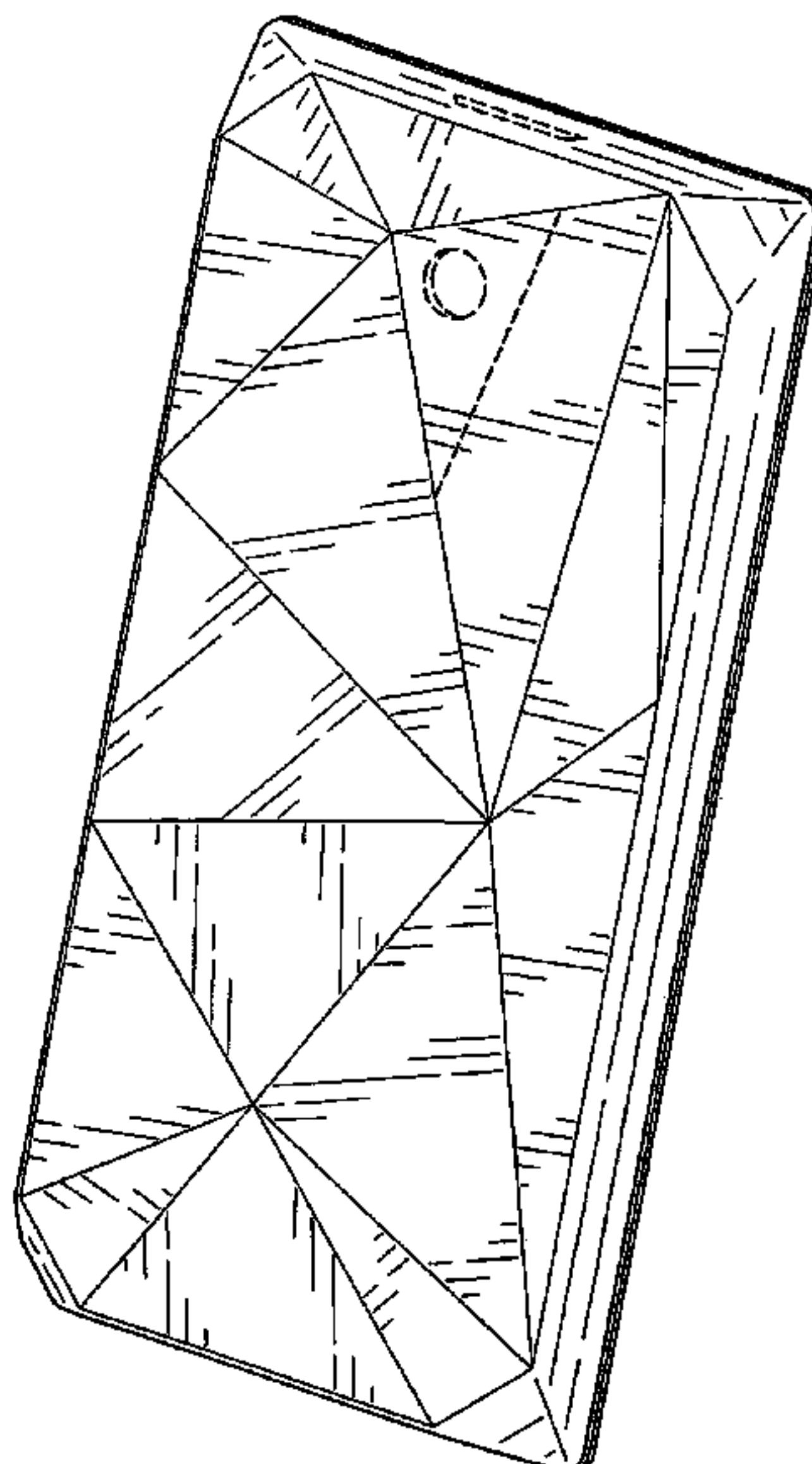
FIG. 6 is a top view thereof;

FIG. 7 is a bottom view thereof; and,

FIG. 8 is a reference view showing a state of being used thereof.

The broken lines shown in the figures are for illustrative purposes only and do not form part of the claimed design.

1 Claim, 6 Drawing Sheets



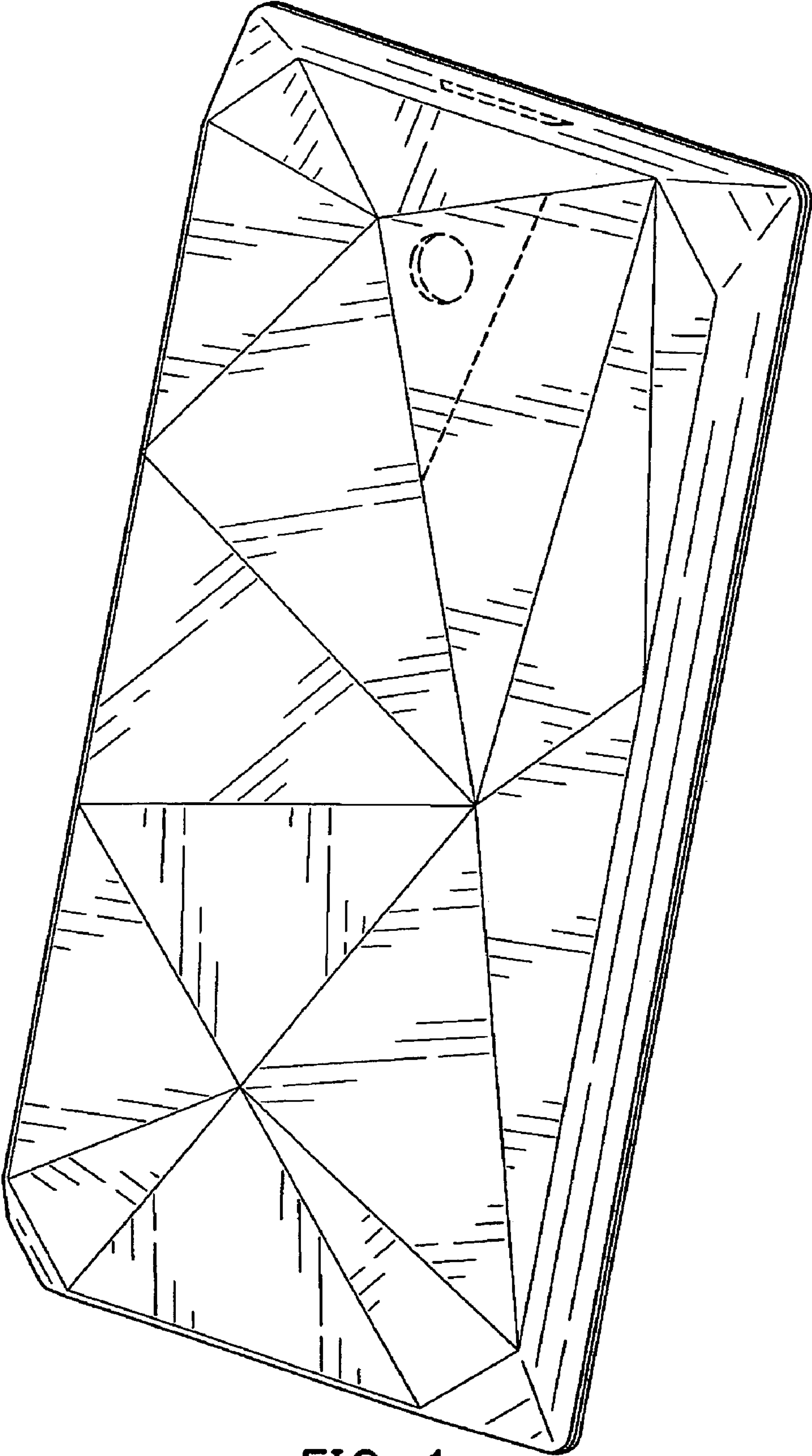


FIG. 1

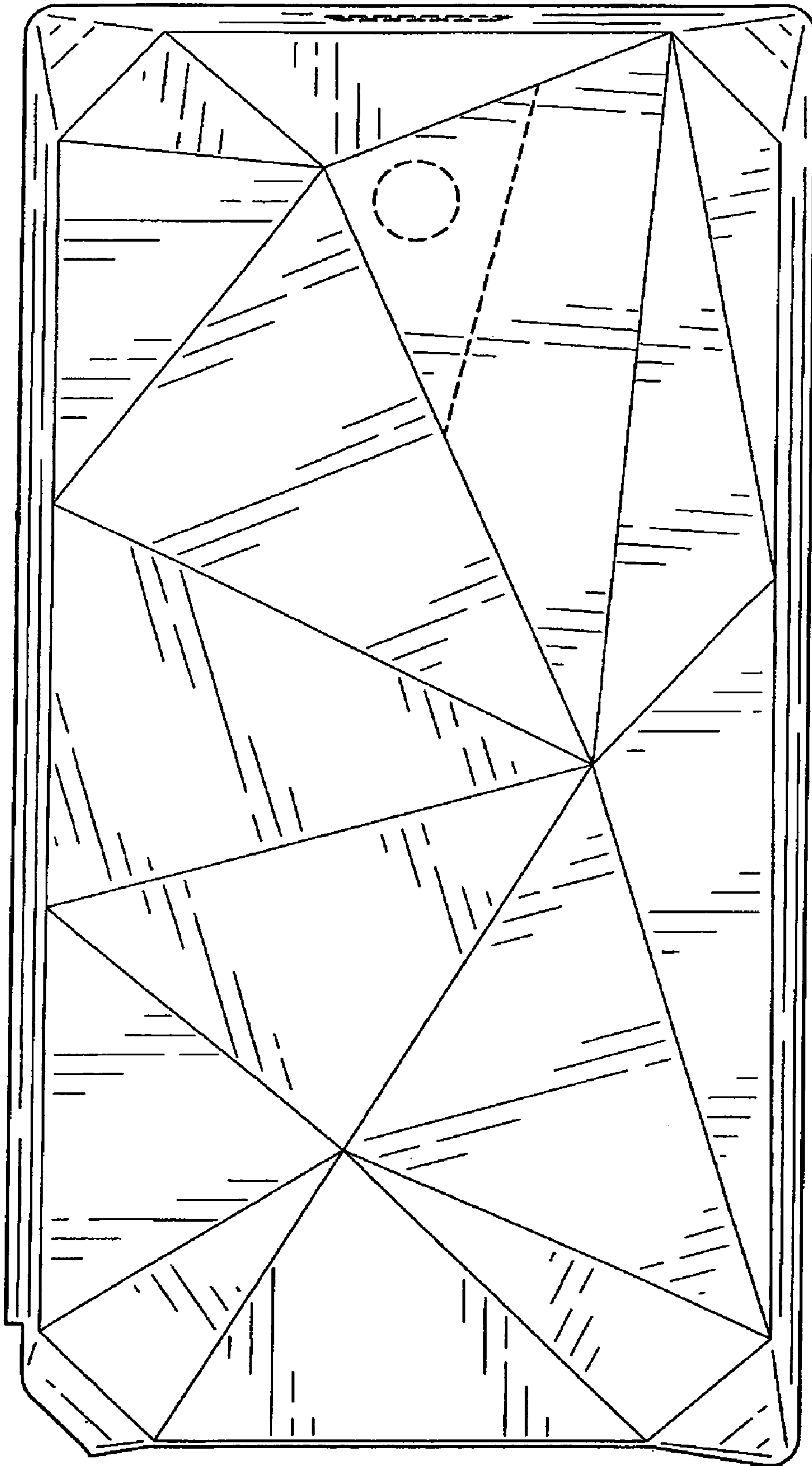


FIG. 2




FIG. 3




FIG. 4




FIG. 5




FIG. 6

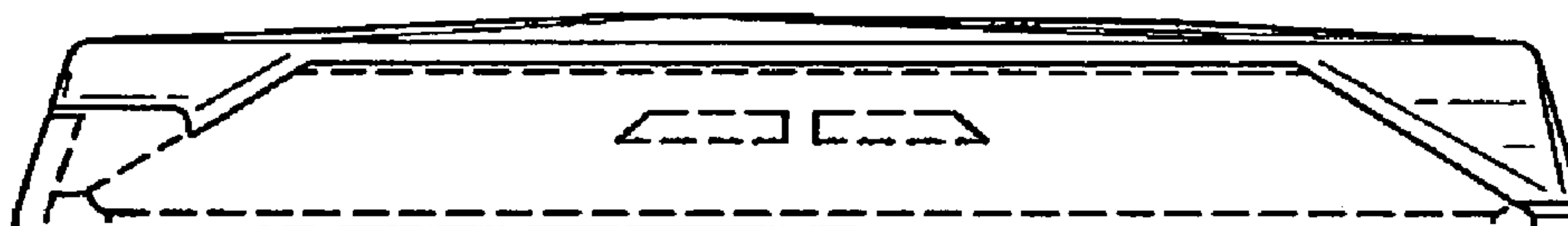


FIG. 7

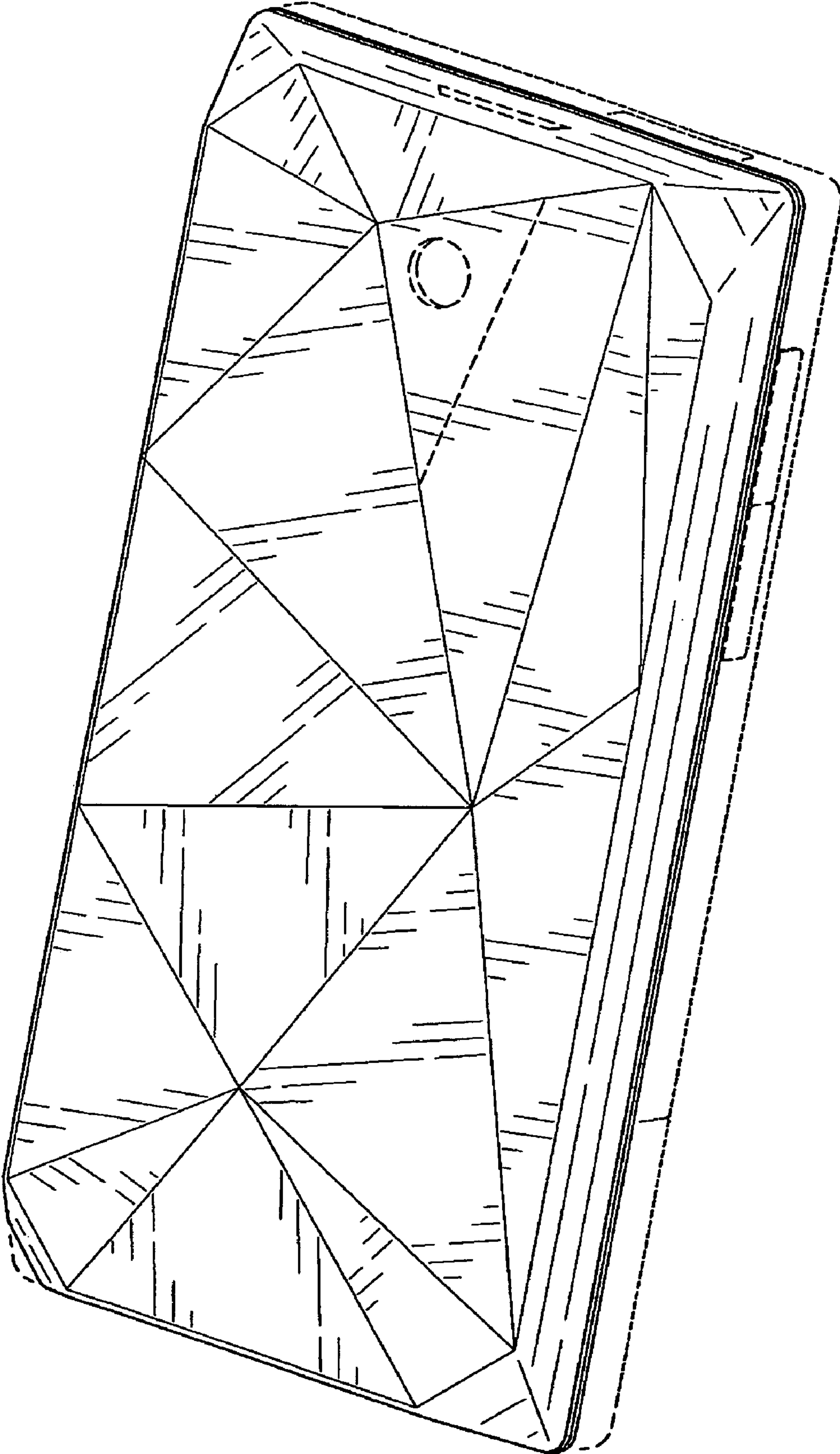


FIG. 8