



US00D591678S

(12) **United States Design Patent**
Whitley et al.

(10) **Patent No.:** **US D591,678 S**

(45) **Date of Patent:** **** May 5, 2009**

(54) **CABLE HOLDER**

(75) Inventors: **Kevin Whitley**, Oyster Bay (AU); **Chris Frank**, North Bondi (AU); **Steven Proctor**, Camperdown (AU); **Eugen Meyer**, Waterloo (AU)

(73) Assignee: **Icableholder.com Pty Limited**, Lane Cove (AU)

(**) Term: **14 Years**

(21) Appl. No.: **29/280,806**

(22) Filed: **Jun. 7, 2007**

(51) **LOC (9) Cl.** **13-03**

(52) **U.S. Cl.** **D13/133**

(58) **Field of Classification Search** D13/133,
D13/153, 154; D8/356; 439/501, 4; 242/397;
191/12.2 R, 12.4; 379/438

See application file for complete search history.

(56) **References Cited**

U.S. PATENT DOCUMENTS

3,853,285	A *	12/1974	Woodring	242/378.1
4,466,581	A *	8/1984	Hill	242/388.1
D311,874	S *	11/1990	Ingram et al.	D10/72
D430,111	S *	8/2000	Liao	D13/154
D430,851	S *	9/2000	Hwang	D13/154
D433,994	S *	11/2000	Jobs et al.	D13/110
D451,075	S *	11/2001	Hwang	D13/154
6,328,243	B1 *	12/2001	Yamamoto	242/378.1
D461,168	S *	8/2002	Liao	D13/155
D461,451	S *	8/2002	Hawley	D13/137.4
6,484,958	B1 *	11/2002	Xue et al.	242/378.1

D505,859	S *	6/2005	Suzuki	D8/358
D519,918	S *	5/2006	Wilson et al.	D13/103
7,077,693	B1 *	7/2006	Symons	439/501
D528,447	S *	9/2006	Sugiura	D10/72
2007/0020993	A1 *	1/2007	Symons	439/501

* cited by examiner

Primary Examiner—Daniel D Bui

Assistant Examiner—Thomas J Johannes

(74) *Attorney, Agent, or Firm*—Novak Druce & Quigg, LLP;
Kenneth M. Fagin, Esq.

(57) **CLAIM**

The ornamental design for a cable holder, as shown and described.

DESCRIPTION

FIG. 1 is a top, right, front perspective view of a cable holder showing our new design, in a typical usage environment;

FIG. 2 is a top plan view thereof;

FIG. 3 is a left side elevational view thereof, the right side being a mirror image thereto;

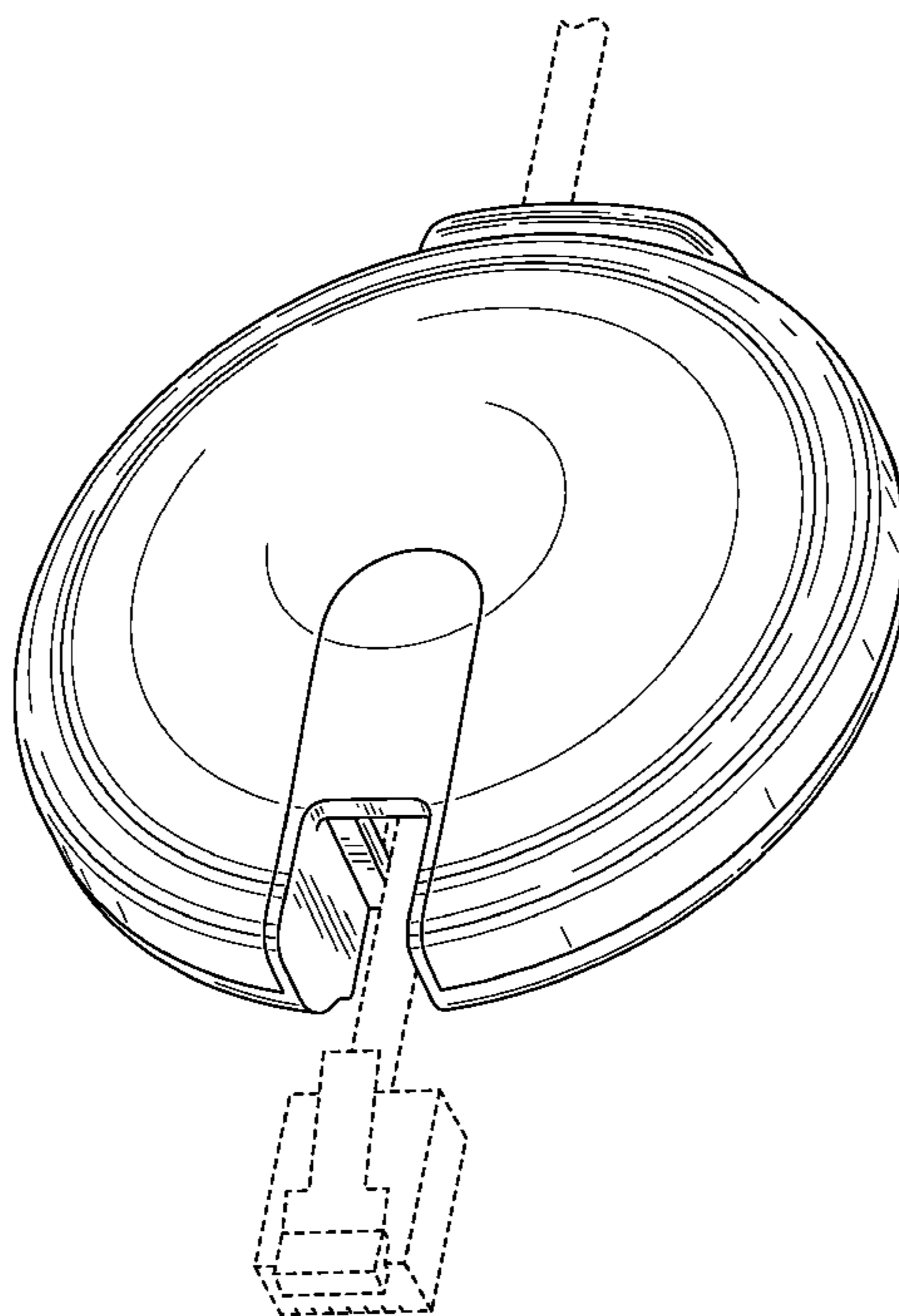
FIG. 4 is a rear elevational view thereof; and,

FIG. 5 is another top, right, front perspective view perspective view thereof.

The bottom surface of the cable holder of FIG. 1 is essentially flat and contains no surface ornamentation.

In the above-described drawing figures, the broken lines represent unclaimed matter and form no part of the claimed design.

1 Claim, 5 Drawing Sheets



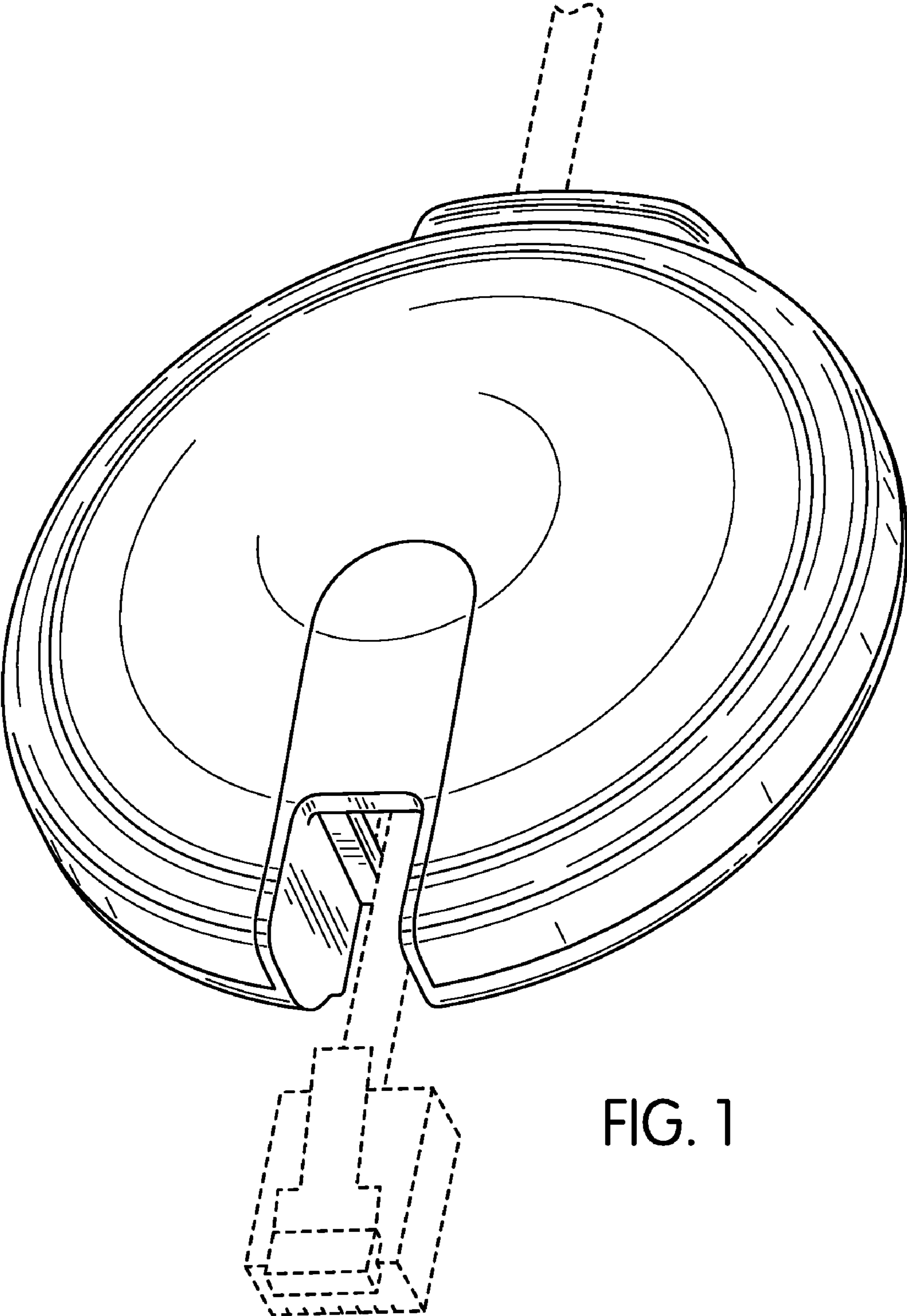


FIG. 1

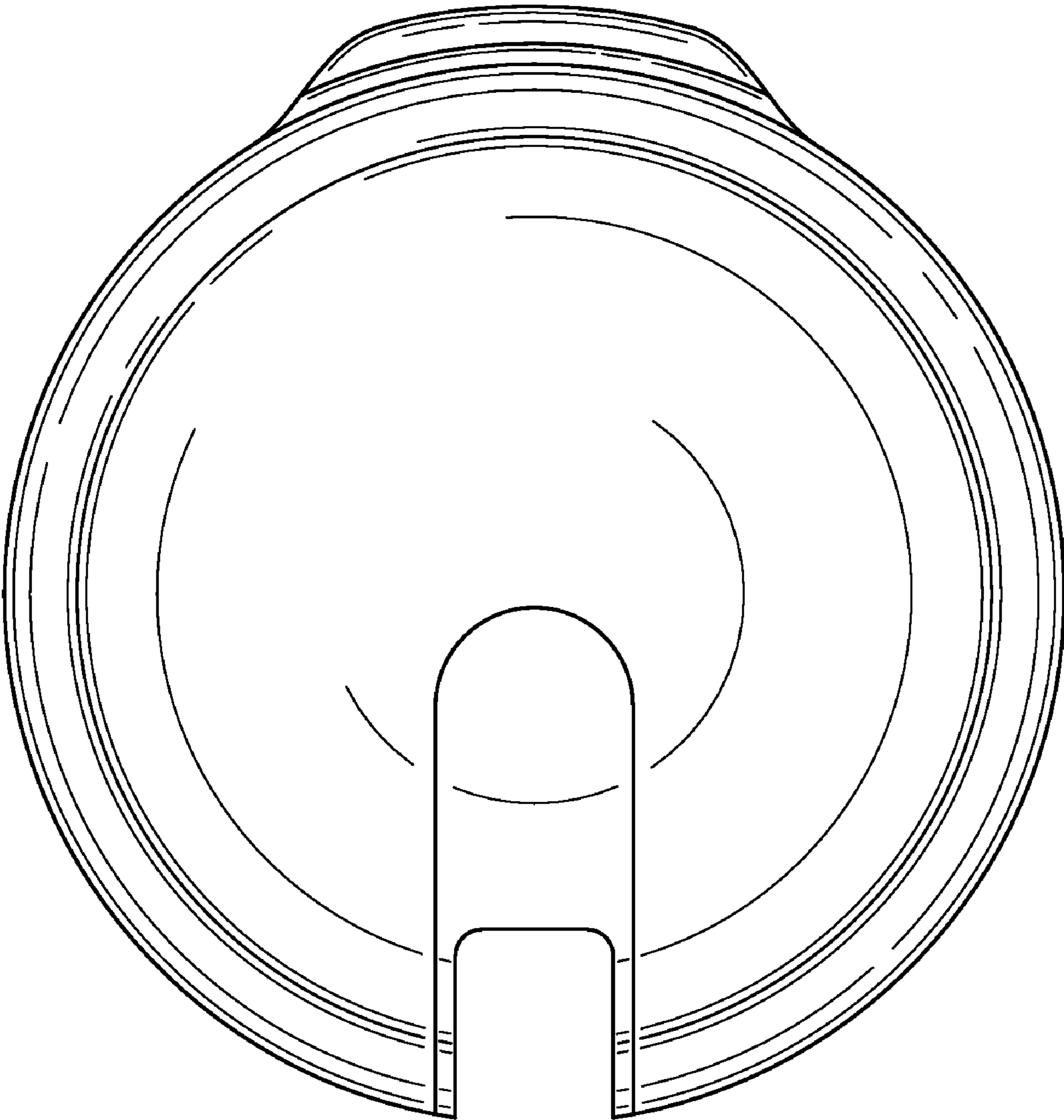


FIG. 2

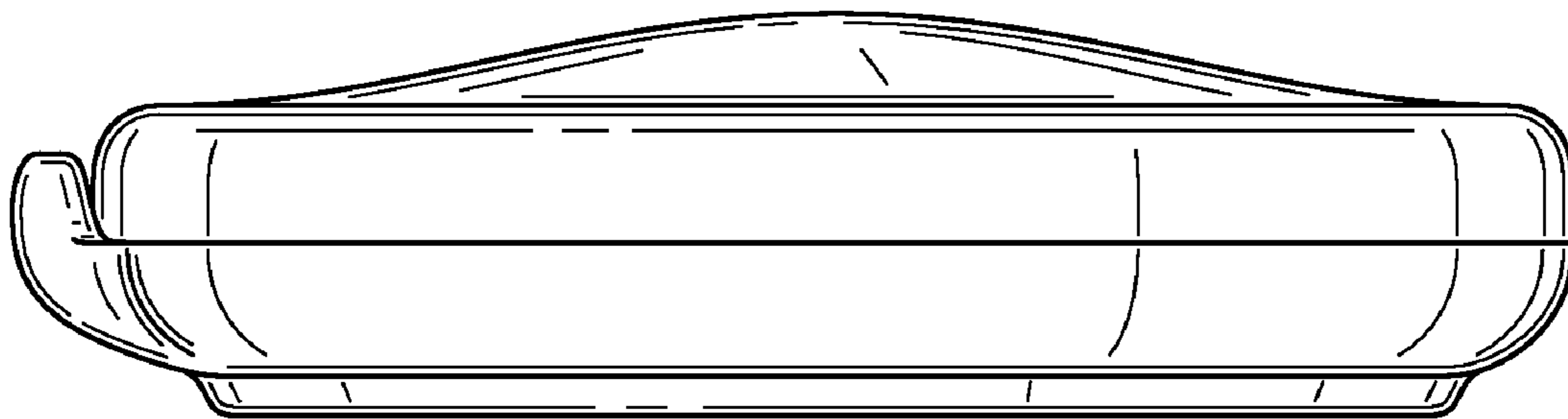


FIG. 3

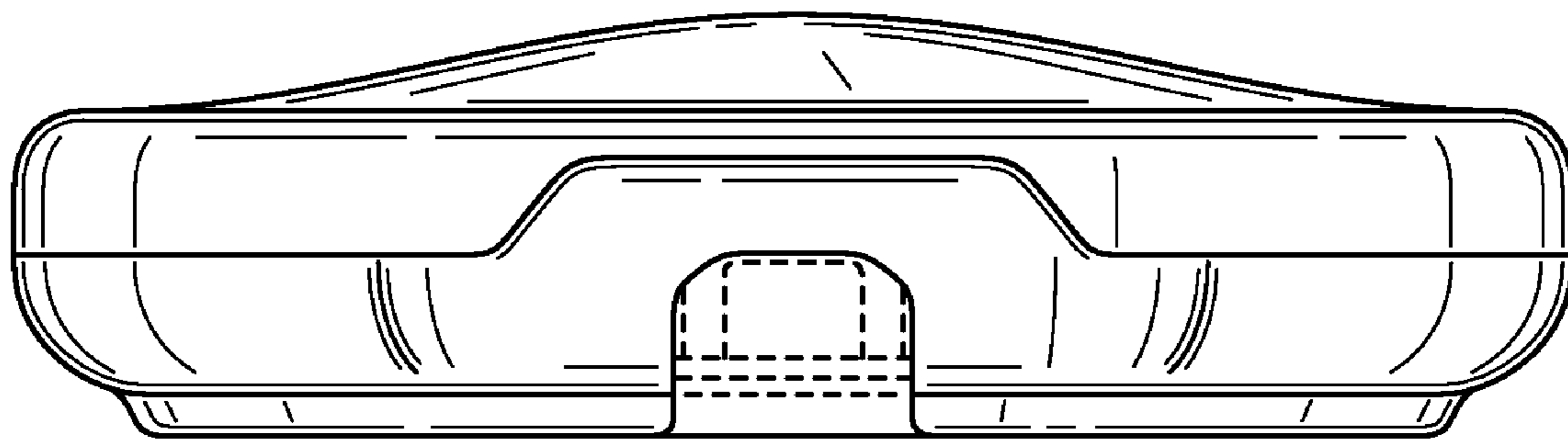


FIG. 4

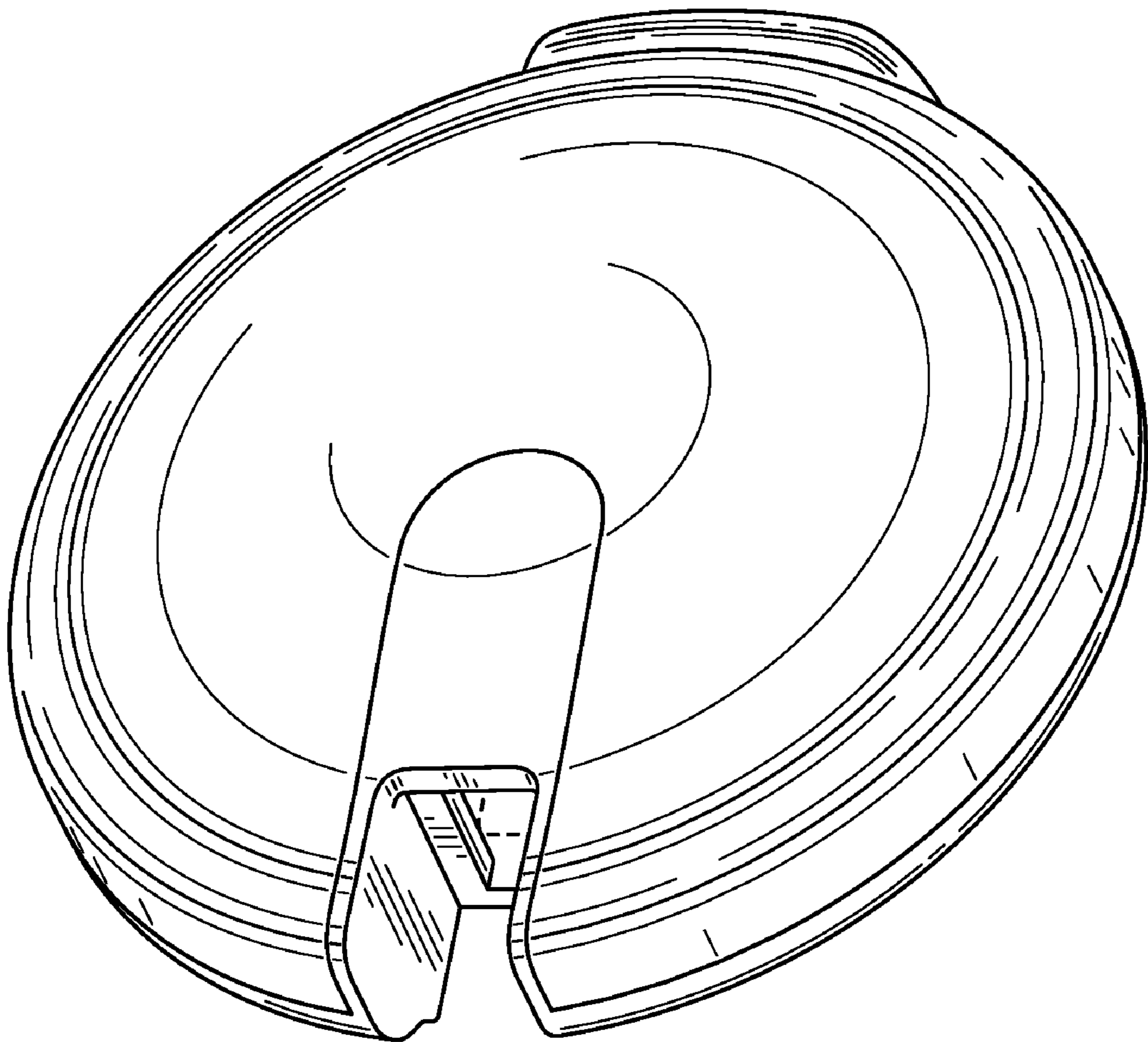


FIG. 5