

US00D591675S

(12) **United States Design Patent**
Waters

(10) **Patent No.:** **US D591,675 S**

(45) **Date of Patent:** **** May 5, 2009**

(54) **BATTERY HOLDER COVER**

(76) **Inventor:** **Michael Waters**, 213 W. Main St., West
Dundee, IL (US) 60118

(**) **Term:** **14 Years**

(21) **Appl. No.:** **29/318,296**

(22) **Filed:** **May 16, 2008**

(51) **LOC (9) Cl.** **13-02**

(52) **U.S. Cl.** **D13/119**

(58) **Field of Classification Search** D13/102-106,
D13/110, 118-121, 133, 154, 156, 184; 429/96-100,
429/163, 176; 439/500; 455/343.1

See application file for complete search history.

(56) **References Cited**

U.S. PATENT DOCUMENTS

| | | | | | | |
|--------------|----|---|---------|------------------|-------|-----------|
| D137,375 | S | * | 2/1944 | Heit | | D13/156 |
| 3,537,909 | A | * | 11/1970 | Horton | | 429/98 |
| D272,733 | S | * | 2/1984 | Cosmos et al. | | D13/156 |
| 4,901,211 | A | | 2/1990 | Shen | | |
| 4,991,068 | A | | 2/1991 | Mickey | | |
| 5,193,220 | A | * | 3/1993 | Ichinohe et al. | | 455/343.1 |
| 5,485,358 | A | | 1/1996 | Chien | | |
| 5,680,718 | A | | 10/1997 | Ratcliffe et al. | | |
| 5,876,241 | A | * | 3/1999 | Frantz | | 439/500 |
| 5,922,489 | A | * | 7/1999 | Adachi | | 429/100 |
| 6,087,037 | A | * | 7/2000 | Rieder | | 429/99 |
| 6,994,445 | B1 | | 2/2006 | Pomes | | |
| D520,460 | S | * | 5/2006 | Wadsworth et al. | | D13/156 |
| 7,086,749 | B1 | | 8/2006 | Hanley | | |
| 7,234,831 | B1 | | 6/2007 | Hanley | | |
| D566,044 | S | * | 4/2008 | D'Arco et al. | | D13/133 |
| 2006/0263677 | A1 | * | 11/2006 | Tsai | | 429/97 |

2006/0286443 A1* 12/2006 Huang 429/100
2007/0003826 A1* 1/2007 Hsu 429/97
2007/0048598 A1* 3/2007 Huang 429/97

* cited by examiner

Primary Examiner—Jennifer Rivard

Assistant Examiner—Rosemary K Tarcza

(74) *Attorney, Agent, or Firm*—Fitch, Even, Tabin &
Flannery

(57) **CLAIM**

I claim the ornamental design for a battery holder cover, as shown and described.

DESCRIPTION

FIG. 1 is a perspective view of a battery holder cover in accordance with my new design;

FIG. 2 is a top plan view thereof;

FIG. 3 is a front elevation view thereof, the rear elevation view being identical;

FIG. 4 is a right side elevation view thereof, the left side elevation view being identical;

FIG. 5 is a bottom plan view thereof, the broken lines showing an indeterminate thickness and are for illustrative purposes only and form no part of the claimed design; and,

FIG. 6 is a perspective view of the battery holder cover of FIG. 1, showing the battery holder cover removed off a battery held in a battery holder assembly with an optional second battery holder cover removed off a second battery held in the battery holder assembly with the battery holder assembly shown in broken lines for illustrative purposes only and forming no part of the claimed design.

1 Claim, 1 Drawing Sheet

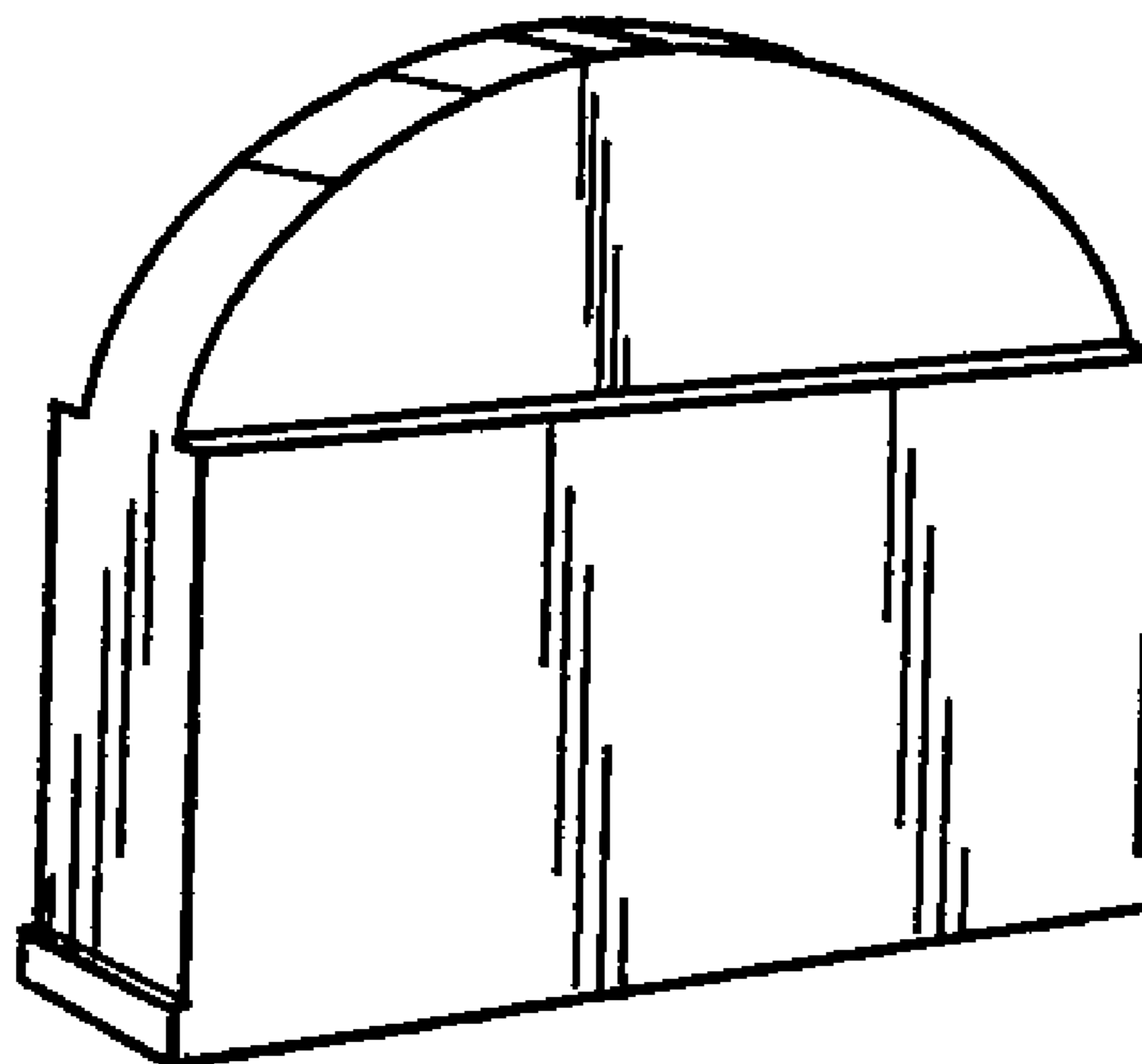


FIG. 1

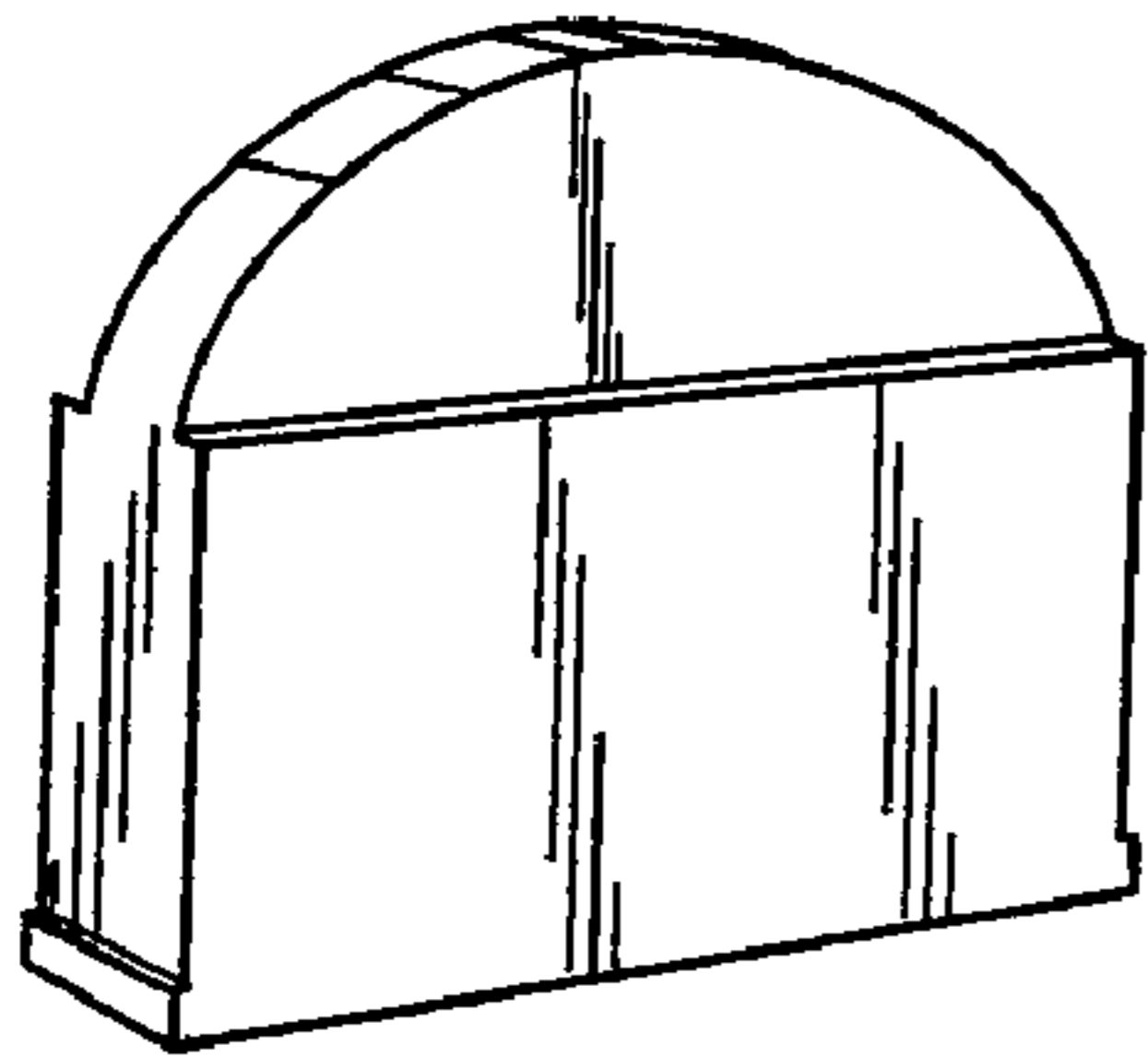


FIG. 3

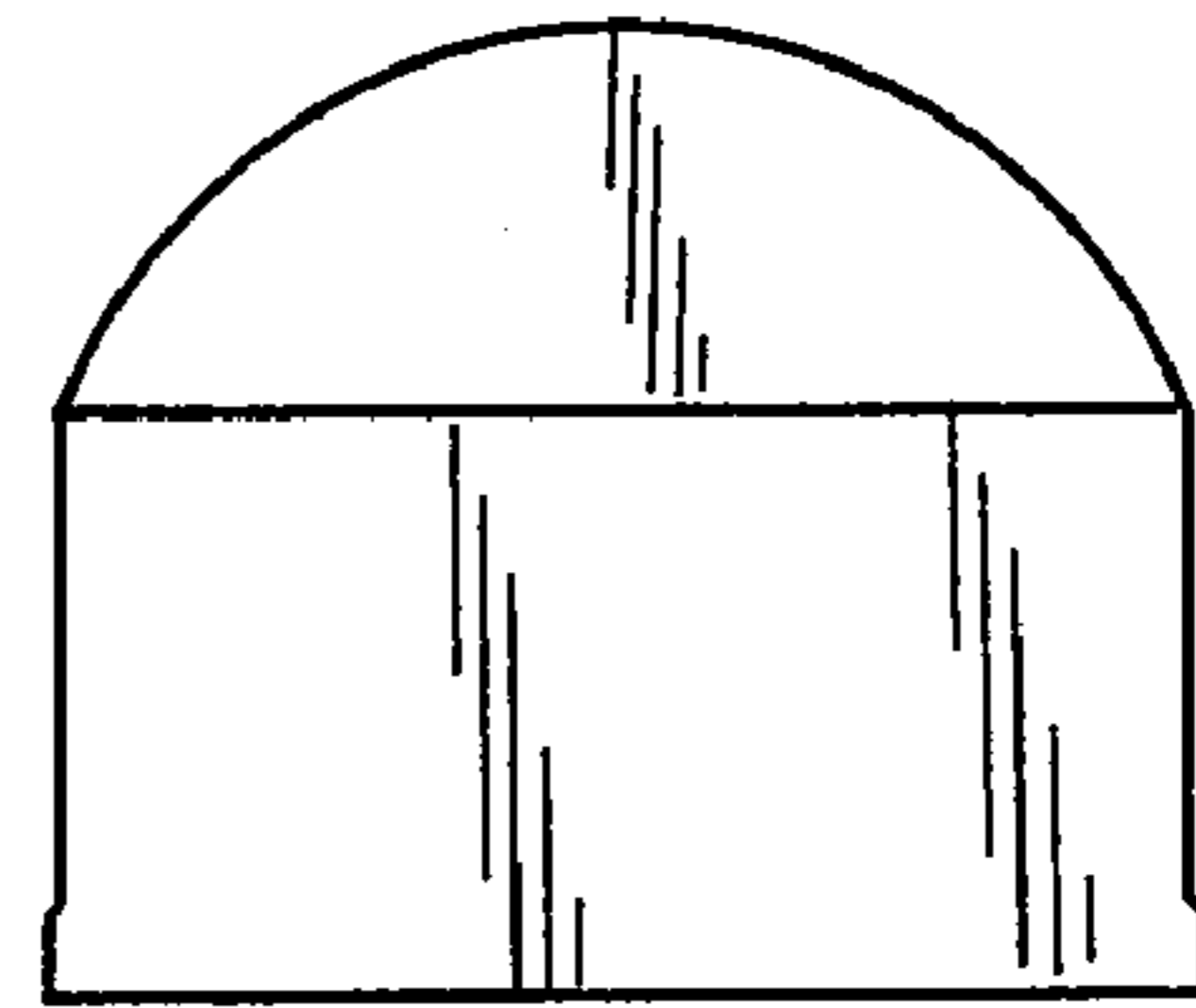


FIG. 2

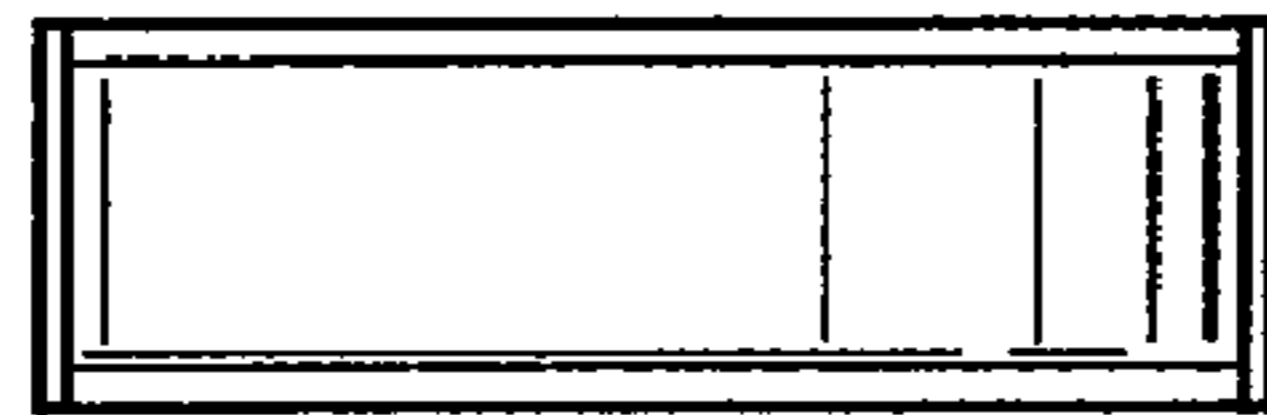


FIG. 4



FIG. 5

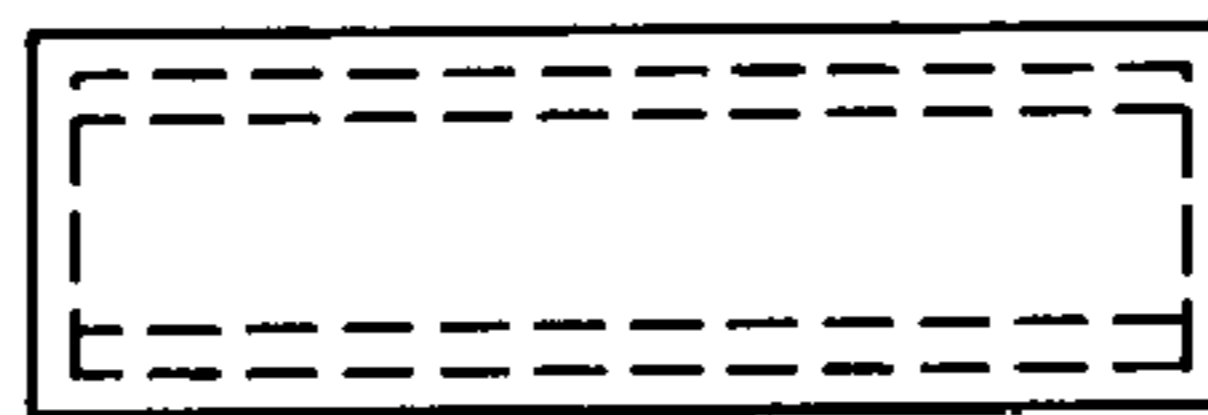


FIG. 6

