



US00D591659S

(12) **United States Design Patent**
Dubanowski et al.

(10) **Patent No.:** **US D591,659 S**
(45) **Date of Patent:** **** May 5, 2009**

(54) **GOLF CART DASHBOARD**

(76) Inventors: **Michael Dubanowski**, 180 S. Melrose Ave., Elgin, IL (US) 60123; **Glenn E. Bolt**, 180 S. Melrose Ave., Elgin, IL (US) 60123

(**) Term: **14 Years**

(21) Appl. No.: **29/327,001**

(22) Filed: **Oct. 28, 2008**

(51) **LOC (9) Cl.** **12-16**

(52) **U.S. Cl.** **D12/192**

(58) **Field of Classification Search** D12/192,
D12/195, 415, 16, 86, 190; 180/908; 296/190.01,
296/191, 70; 280/752; D15/17, 28; D10/98,
D10/46, 102-103; D21/433, 425
See application file for complete search history.

(56) **References Cited**

U.S. PATENT DOCUMENTS

D432,474 S *	10/2000	Sacco et al.	D12/192
D480,671 S *	10/2003	Pfeiffer et al.	D12/192
D493,756 S *	8/2004	Yamamoto et al.	D12/192
D514,995 S *	2/2006	Acton et al.	D12/192
D525,409 S *	7/2006	Cantrill et al.	D34/35
D532,353 S *	11/2006	Honda et al.	D12/192
D558,656 S *	1/2008	Tanaka et al.	D12/192
D567,162 S *	4/2008	Motozaki et al.	D12/192

D571,272 S *	6/2008	Esaki et al.	D12/192
D577,640 S *	9/2008	Wyszogrod et al.	D12/192
D577,642 S *	9/2008	Kitajima et al.	D12/192
D577,644 S *	9/2008	Wyszogrod et al.	D12/195

* cited by examiner

Primary Examiner—Caron Veynar

Assistant Examiner—Abraham Bahta

(74) *Attorney, Agent, or Firm*—Quick Patents, Inc.; Kevin Prince

(57) **CLAIM**

We claim the ornamental design for a golf cart dashboard, as shown and described.

DESCRIPTION

FIG. 1 is a perspective view from a left side of a golf cart dashboard, showing my new design;

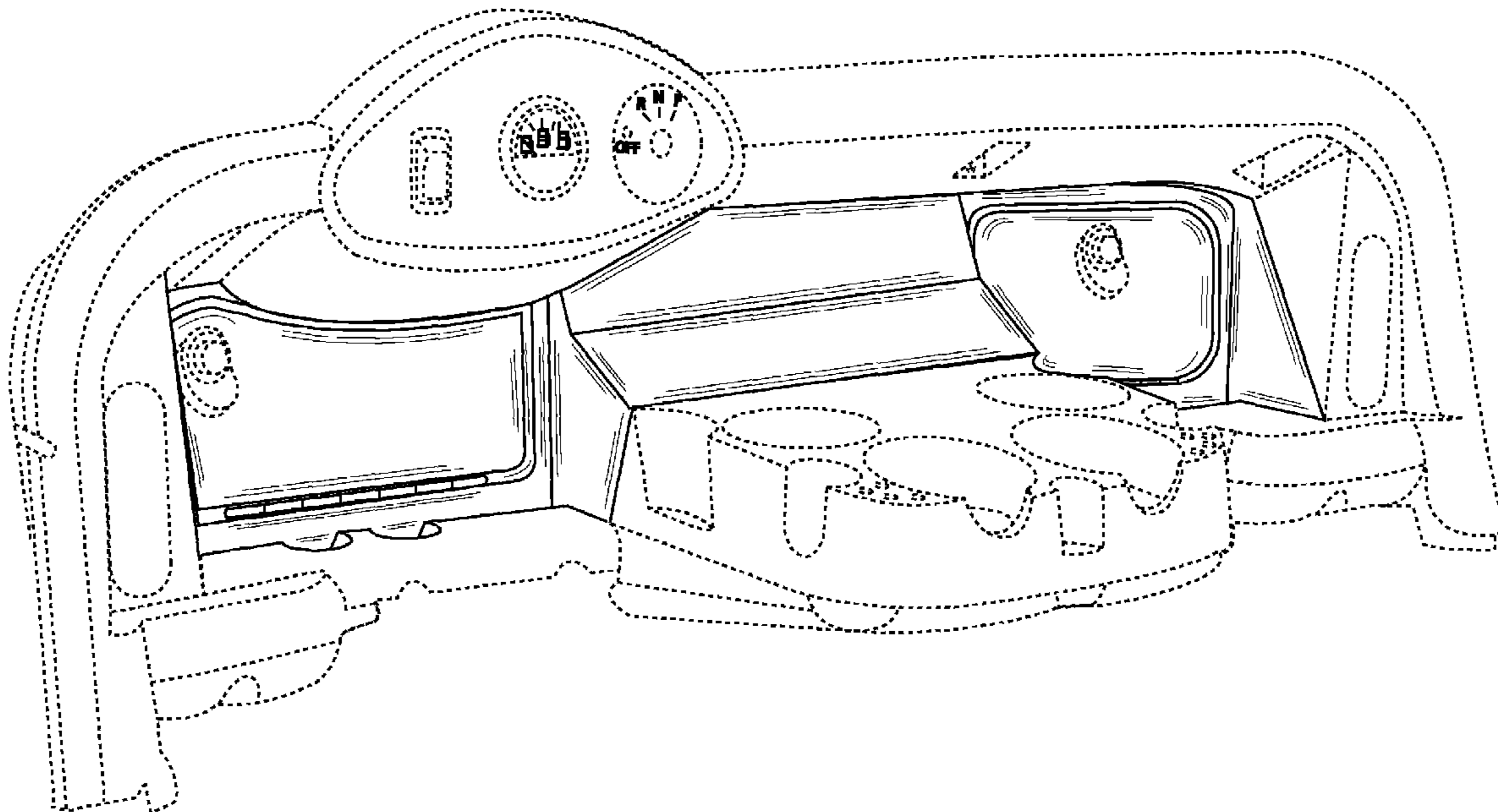
FIG. 2 is a perspective view from a right side of the invention; and,

FIG. 3 is a front elevational view of the invention.

The left-side elevational view, right-side elevational view, top plan view, bottom plan view, and rear elevational view of the invention are not visible during normal use, and form no part of the claimed design.

The broken lines shown in the drawings are for illustrative purposes only and form no part of the claimed design.

1 Claim, 3 Drawing Sheets



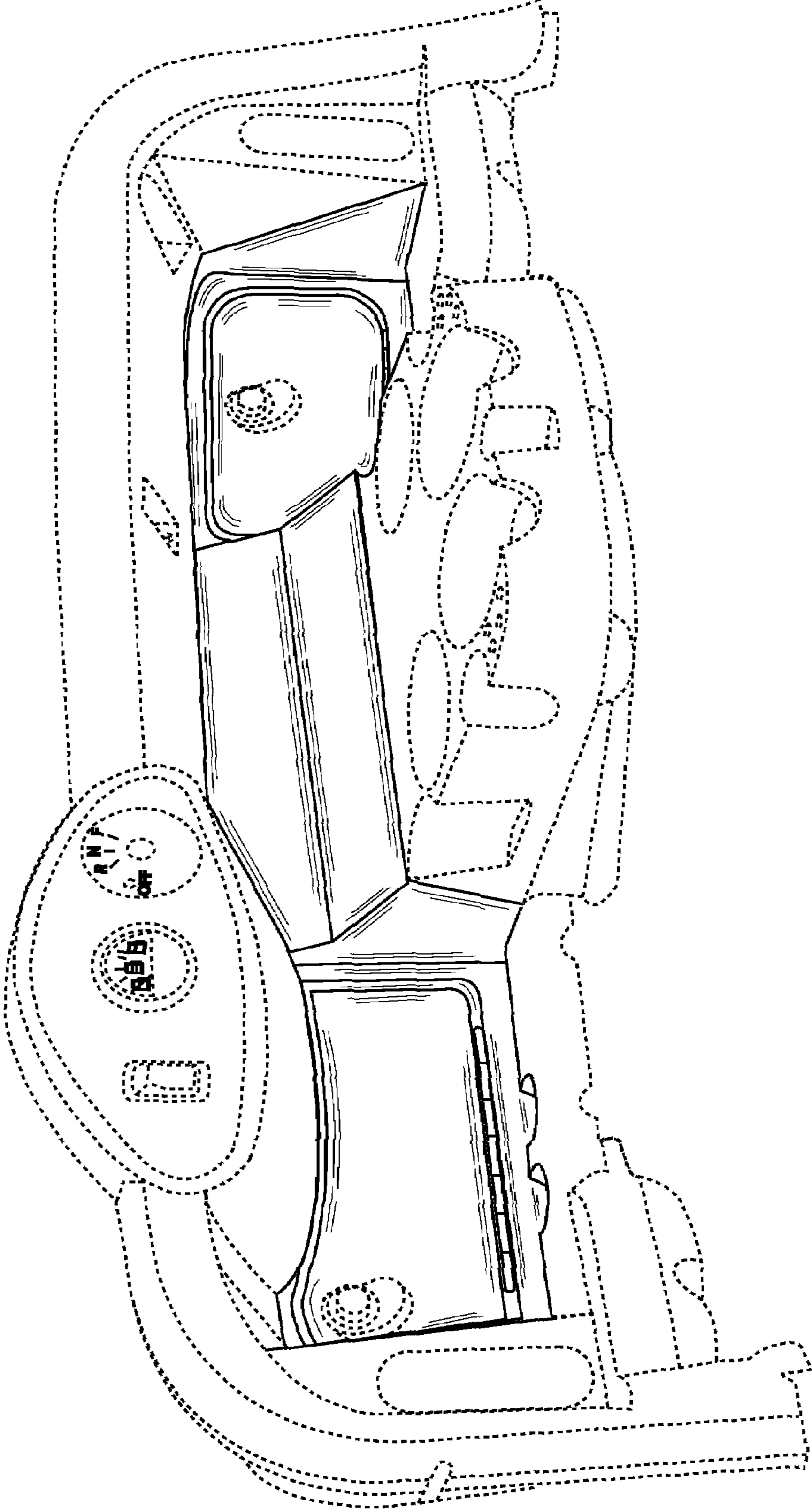


FIG. 1

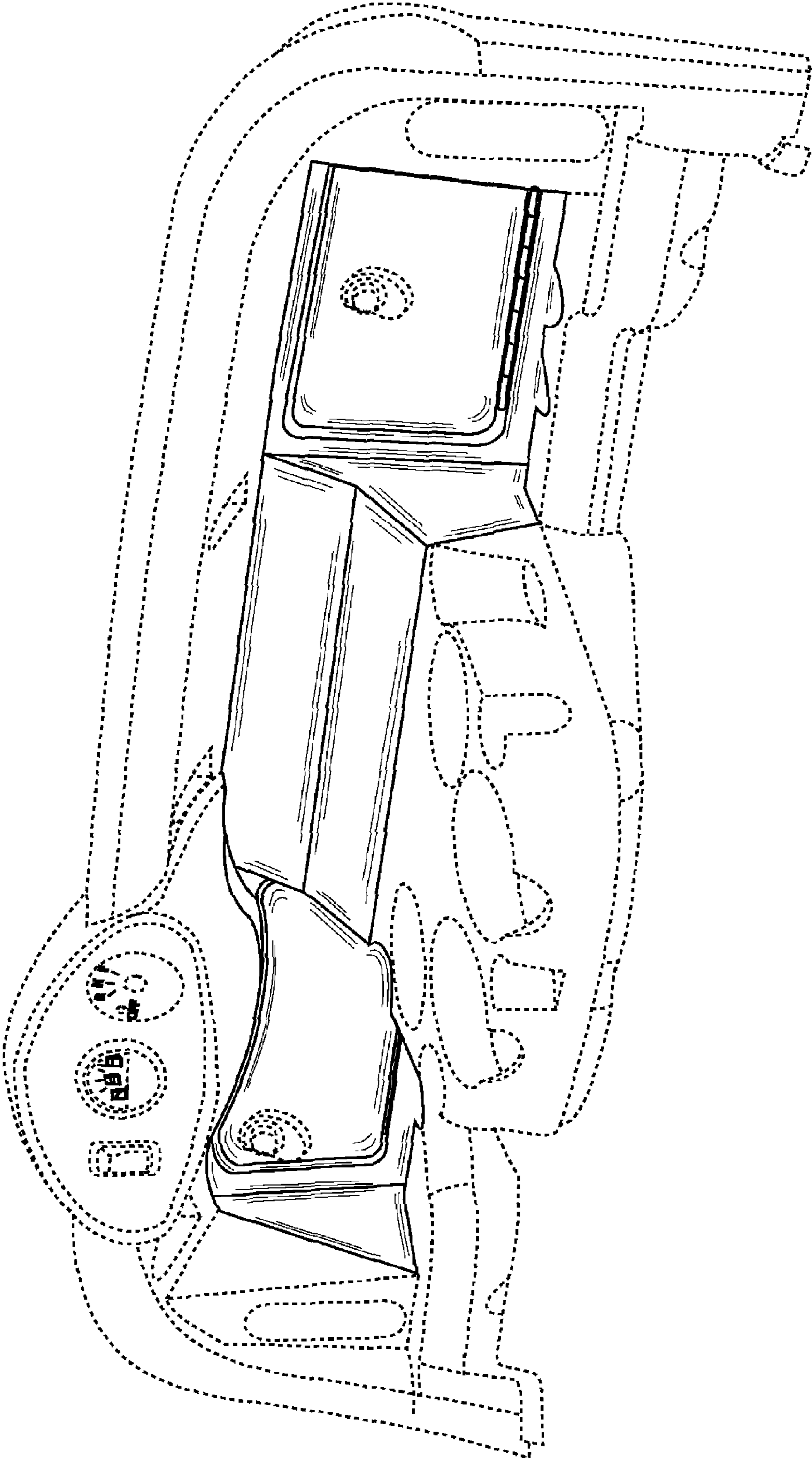


FIG. 2

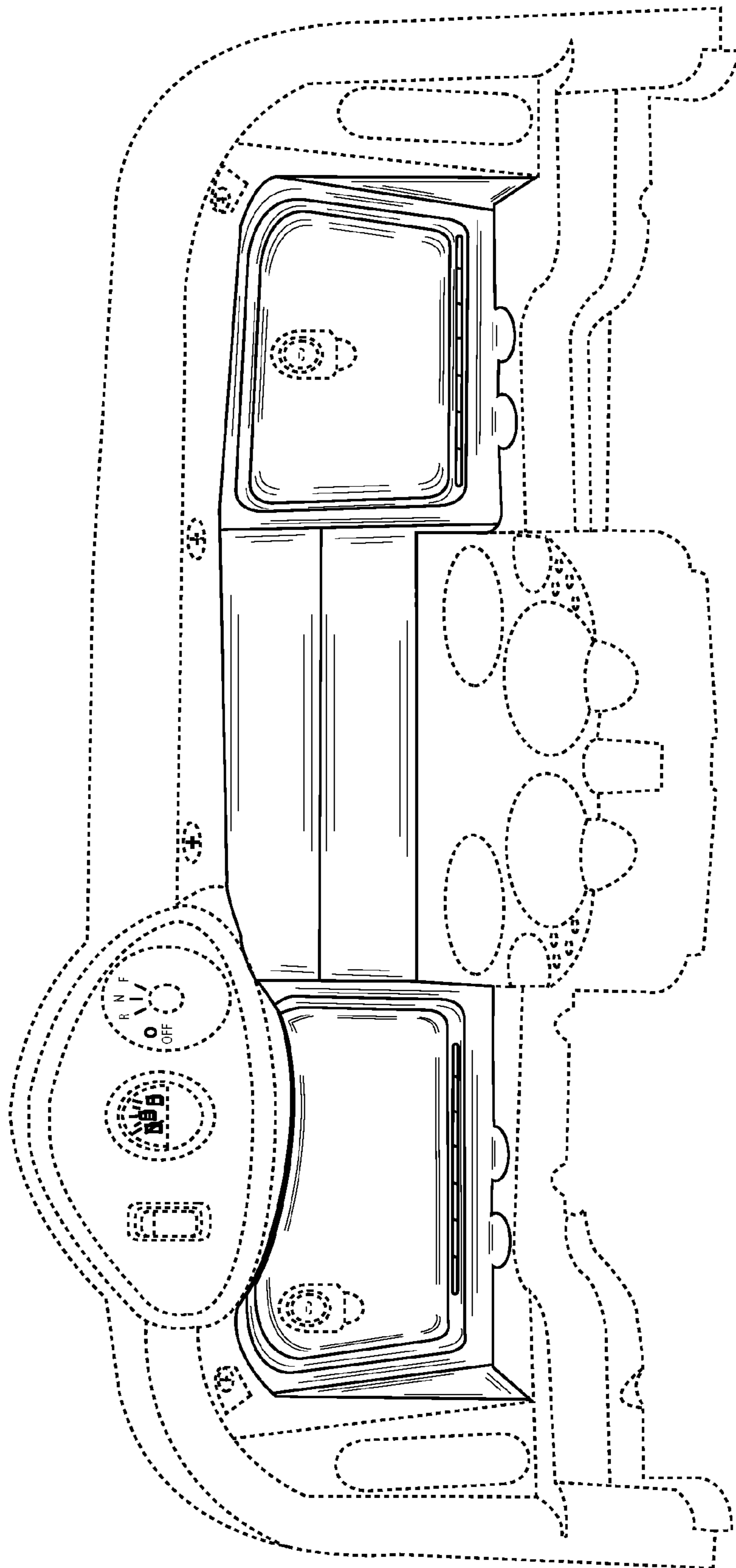


FIG. 3