

US00D591657S

(12) **United States Design Patent**  
**Golden et al.**

(10) **Patent No.:** **US D591,657 S**

(45) **Date of Patent:** **\*\* May 5, 2009**

(54) **VEHICLE FRONT FENDER MOLDING**

(75) Inventors: **Edward R. Golden**, Pinckney, MI (US);  
**Bradley Alan Richards**, Bloomfield Hills, MI (US); **Steven P. Gilmore**, Redford, MI (US)

(73) Assignee: **Ford Motor Company**, Dearborn, MI (US)

(\*\*) Term: **14 Years**

(21) Appl. No.: **29/320,320**

(22) Filed: **Jun. 25, 2008**

(51) **LOC (9) Cl.** ..... **12-16**

(52) **U.S. Cl.** ..... **D12/184**

(58) **Field of Classification Search** ..... D12/184,  
D12/196, 90-92; 280/152.1, 847-849, 851;  
296/181.1, 181.5

See application file for complete search history.

(56) **References Cited**

**U.S. PATENT DOCUMENTS**

D542,196 S \* 5/2007 Levy ..... D12/169

D578,453 S \* 10/2008 Raghavendran et al. .... D12/173

D580,328 S \* 11/2008 Jones ..... D12/184

**OTHER PUBLICATIONS**

Detroit 02 Ford Mighty F-350 Tonka, <http://www.canadiandriver.com/news/020107na-5.htm>.

Detroit 06 Ford Concept Super Shief F350, <http://www.a2mac1.net>.

New York 08 Ford F350 Super Duty 4x4, <http://www.2mac1.net>,  
Prior to application filing date.

\* cited by examiner

*Primary Examiner*—Melody N Brown

(74) *Attorney, Agent, or Firm*—Damian Porcari

(57) **CLAIM**

The ornamental design for a vehicle front fender molding, shown and described.

**DESCRIPTION**

FIG. 1 is a left side elevational view of a vehicle front fender molding;

FIG. 2 is a front elevational view of the vehicle front fender molding;

FIG. 3 is a rear elevational view of the vehicle front fender molding;

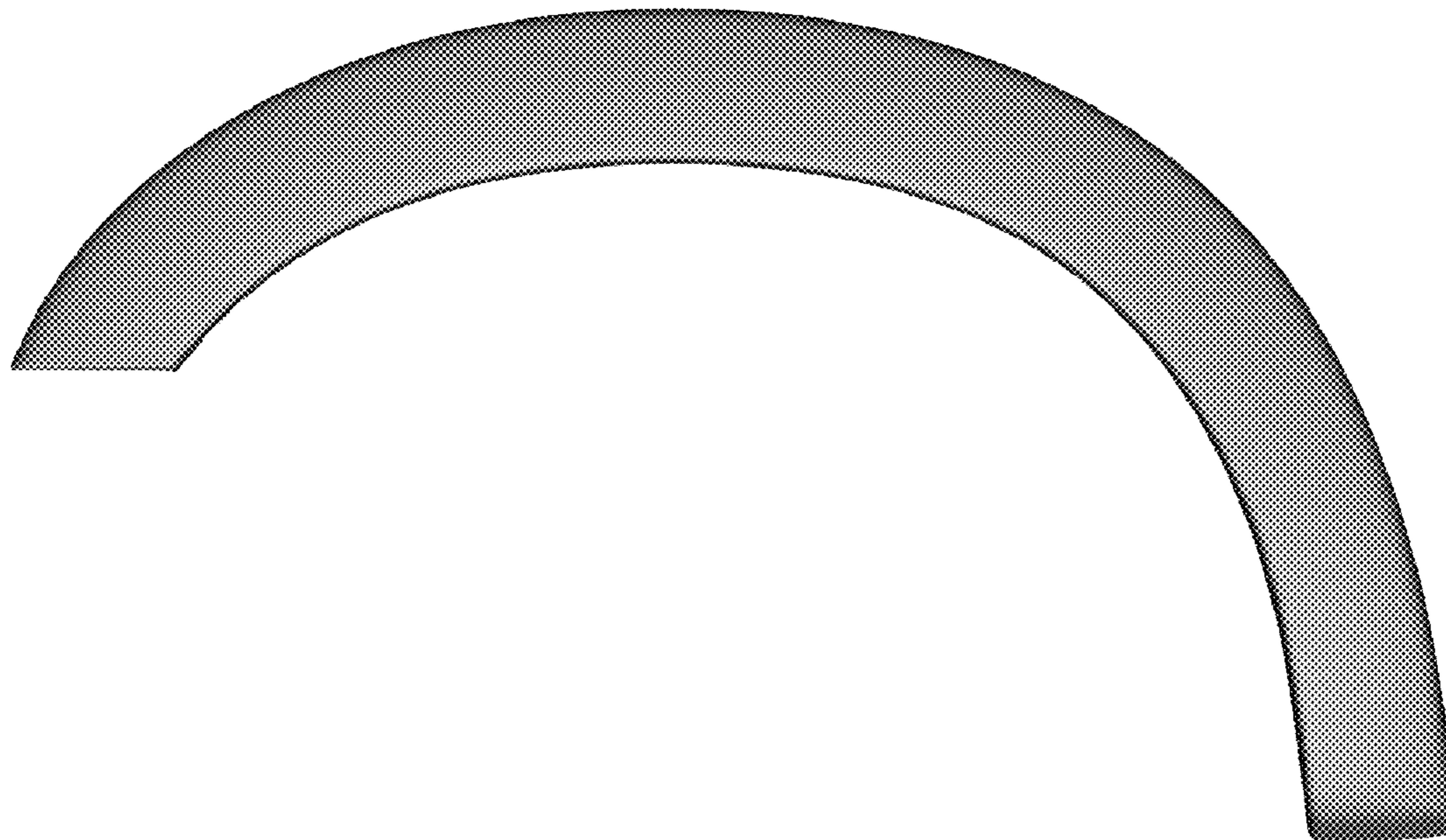
FIG. 4 is a right side elevational view of the vehicle front fender molding illustrating the inner surface;

FIG. 5 is a top plan view of the vehicle front fender molding; and,

FIG. 6 is a bottom plan view of the vehicle front fender molding.

The vehicle front fender molding is styled independently of adjacent vehicle panels. To the extent that any feature lines are illustrated, they are intended to illustrate the crest and valley of the feature and are not necessarily sharp bends in the part. Shading is used to illustrate the curvature of the part and not color. Any functional features of the vehicle front fender molding are not claimed. Views are orthogonal projections rendered from computer aided design data. The various views are not necessarily to scale in order to better illustrate the design.

**1 Claim, 4 Drawing Sheets**



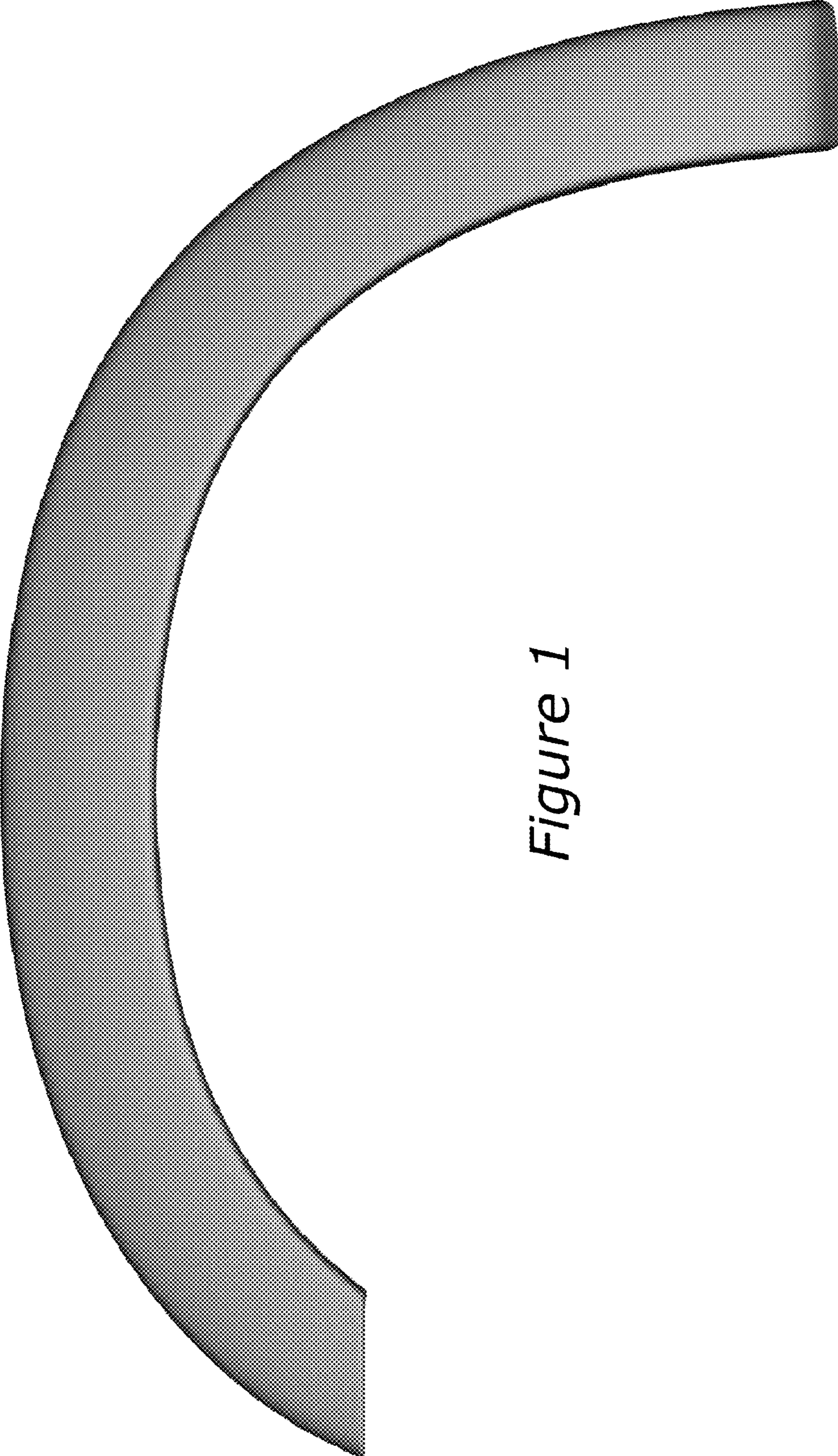


Figure 1



Figure 3

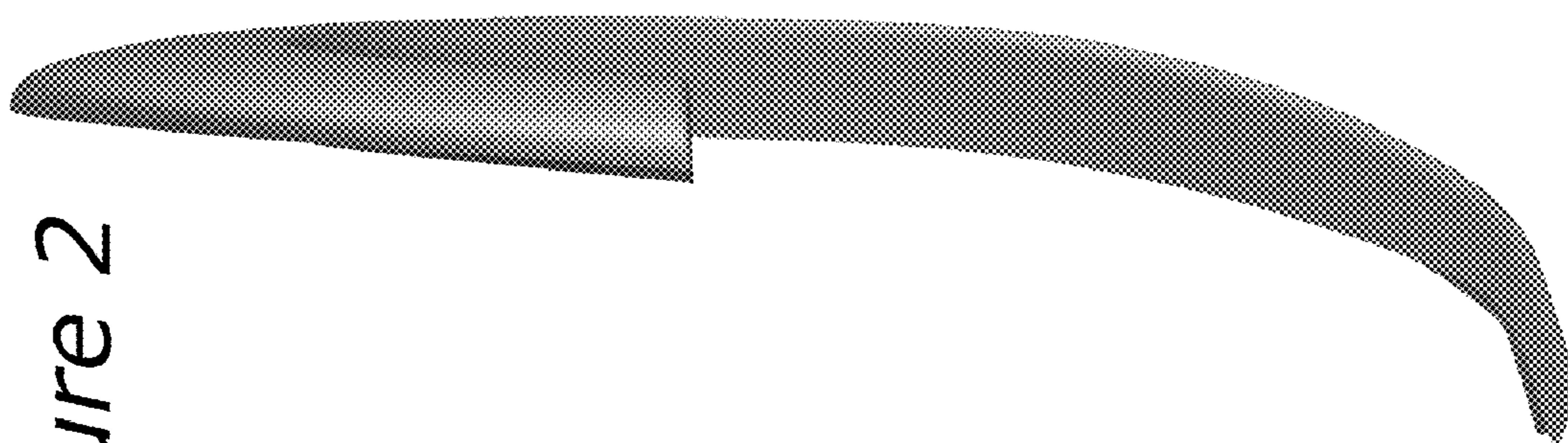



Figure 2

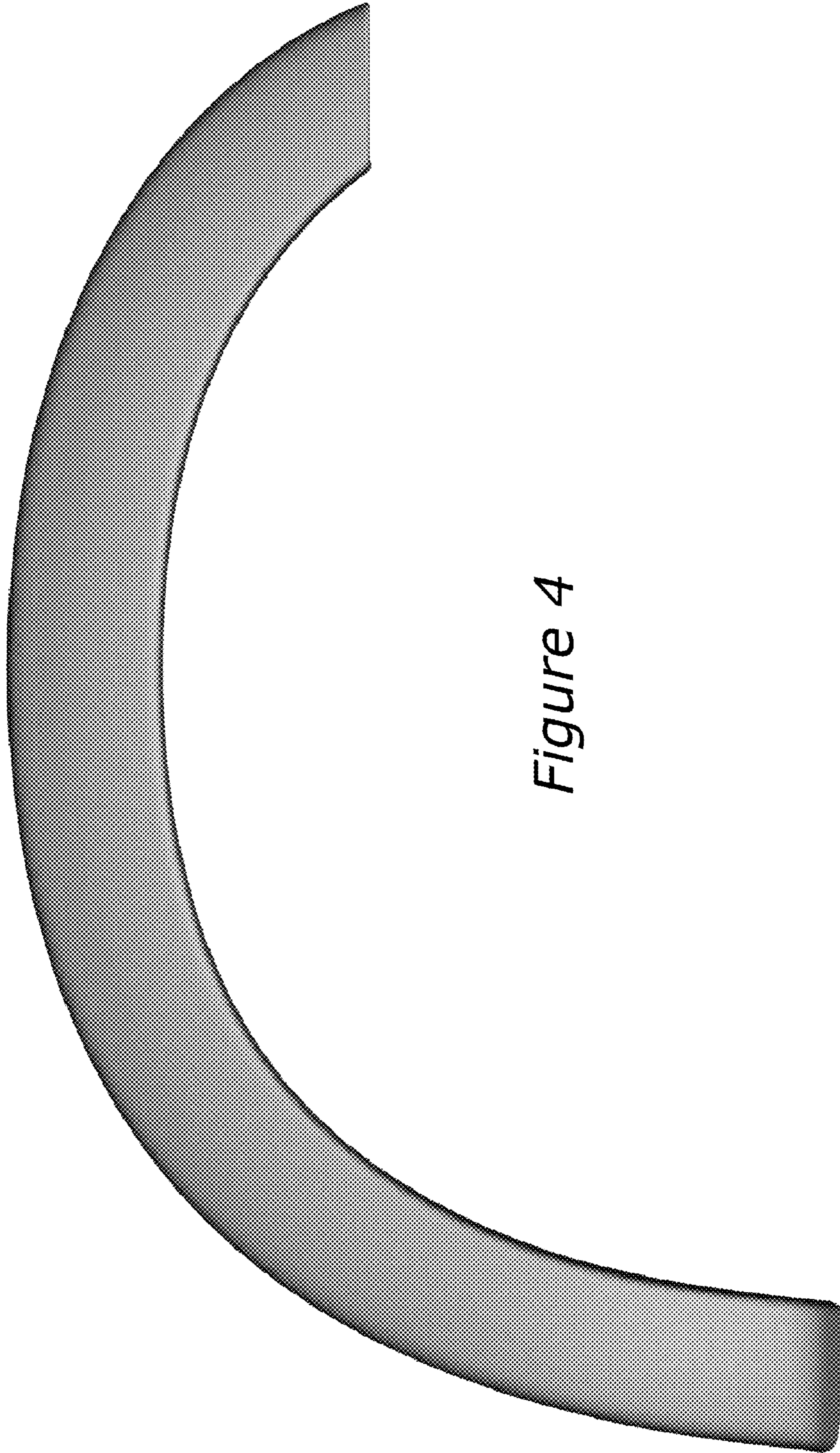
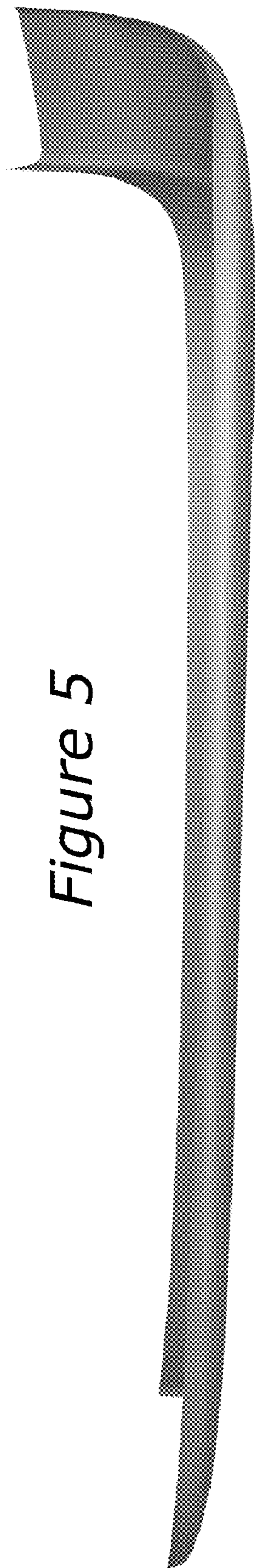



Figure 4





*Figure 5*



*Figure 6*