

US00D591654S

(12) **United States Design Patent**  
**Williams et al.**

(10) **Patent No.:** **US D591,654 S**  
(45) **Date of Patent:** **\*\* May 5, 2009**

(54) **VEHICLE REAR FENDER MOLDING**

(75) Inventors: **Bruce P. Williams**, Grosse Pointe Park, MI (US); **Sean W. Tant**, Livonia, MI (US); **George Bucher**, Dearborn, MI (US); **Patrick J. Schiavone**, Bloomfield, MI (US)

(73) Assignee: **Ford Motor Company**, Dearborn, MI (US)

(\*\*) Term: **14 Years**

(21) Appl. No.: **29/306,172**

(22) Filed: **Apr. 3, 2008**

(51) **LOC (9) Cl.** ..... **12-16**

(52) **U.S. Cl.** ..... **D12/184**

(58) **Field of Classification Search** ..... D12/184,  
D12/196, 90-92; 280/152.1, 847-849, 851;  
296/181.1, 181.5

See application file for complete search history.

(56) **References Cited**

U.S. PATENT DOCUMENTS

- D542,196 S \* 5/2007 Levy ..... D12/169
- D578,453 S \* 10/2008 Raghavendran et al. .... D12/173
- D580,328 S \* 11/2008 Jones ..... D12/184

\* cited by examiner

*Primary Examiner*—Melody N Brown

(74) *Attorney, Agent, or Firm*—Damian Porcari

(57) **CLAIM**

The ornamental design for a vehicle rear fender molding, shown and described.

**DESCRIPTION**

FIG. 1 is a side elevational view of a vehicle rear fender molding (both the left and right fender moldings being mirror images and only one is shown);

FIG. 2 is a front elevational view of the vehicle rear fender molding;

FIG. 3 is a rear elevational view of the vehicle rear fender molding;

FIG. 4 is a side elevational view of the vehicle rear fender molding illustrating the inner surface;

FIG. 5 is a top plan view of the vehicle rear fender molding; and,

FIG. 6 is a bottom plan view of the vehicle rear fender molding.

The vehicle rear fender molding is styled independently of adjacent vehicle panels. To the extent that any feature lines are illustrated, they are intended to illustrate the crest and valley of the feature and are not necessarily sharp bends in the part. Shading is used to illustrate the curvature of the part and not color. Areas shown in or sounded by broken lines are not claimed. Any functional features of the vehicle rear fender molding are not claimed. Views are orthogonal projections rendered from computer aided design data. The various views are not necessarily to scale in order to better illustrate the design.

**1 Claim, 6 Drawing Sheets**

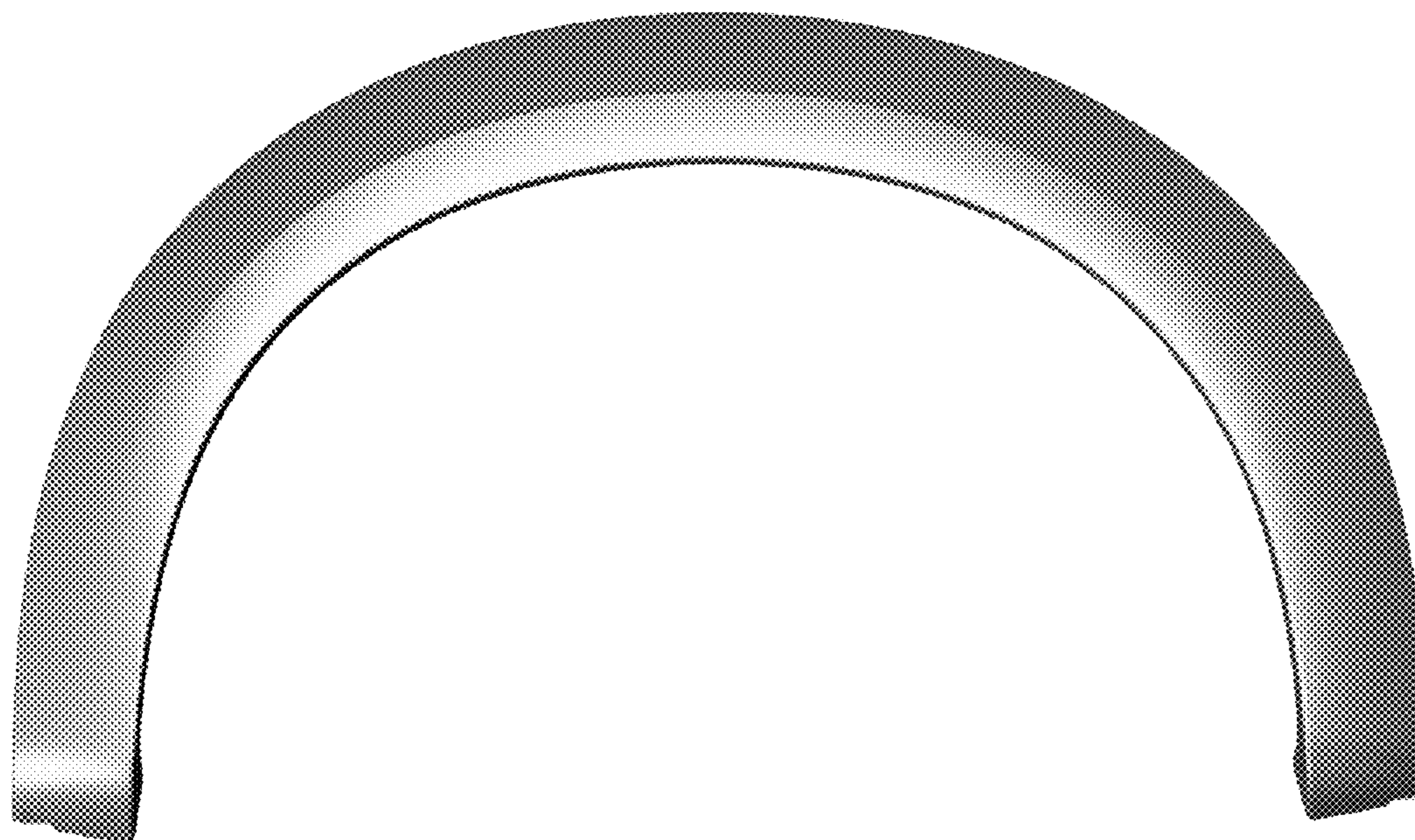
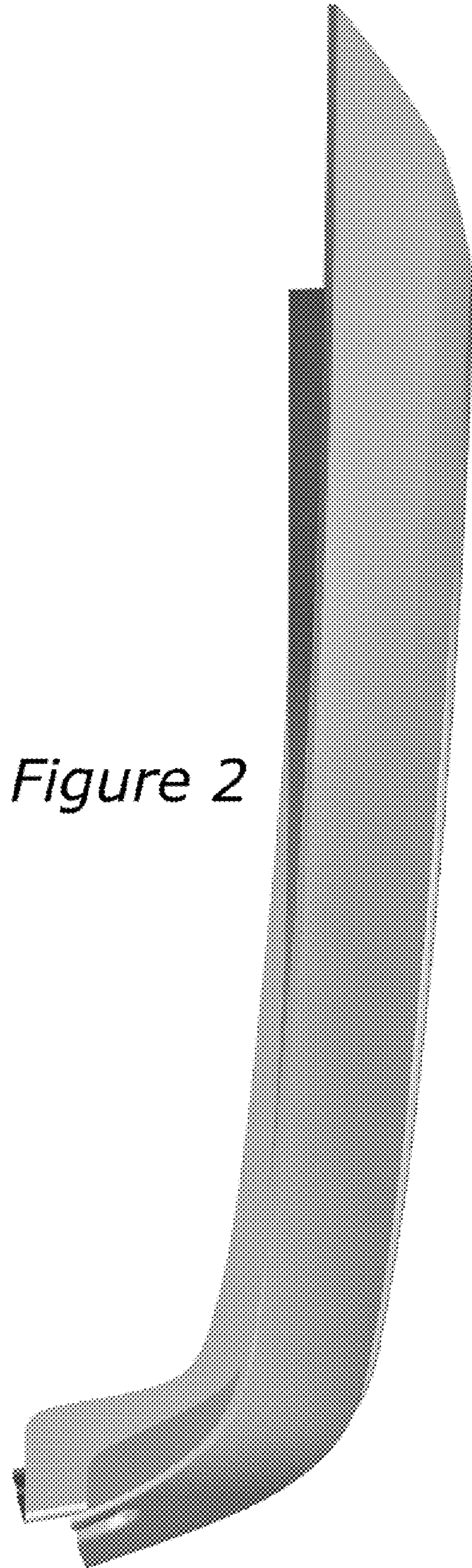




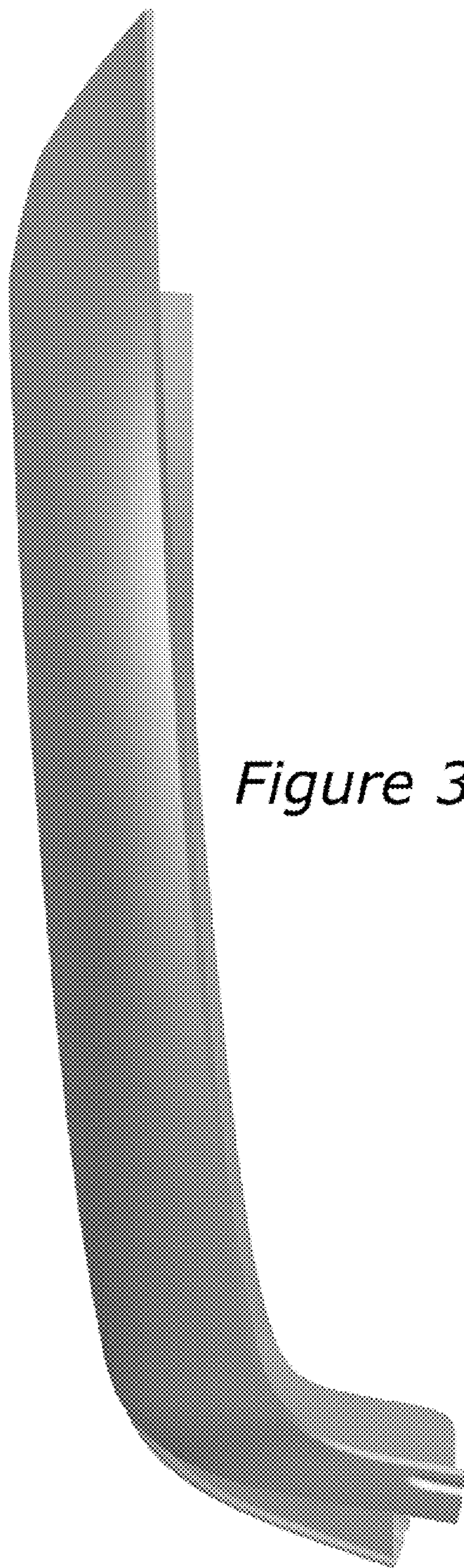


Figure 1



*Figure 2*



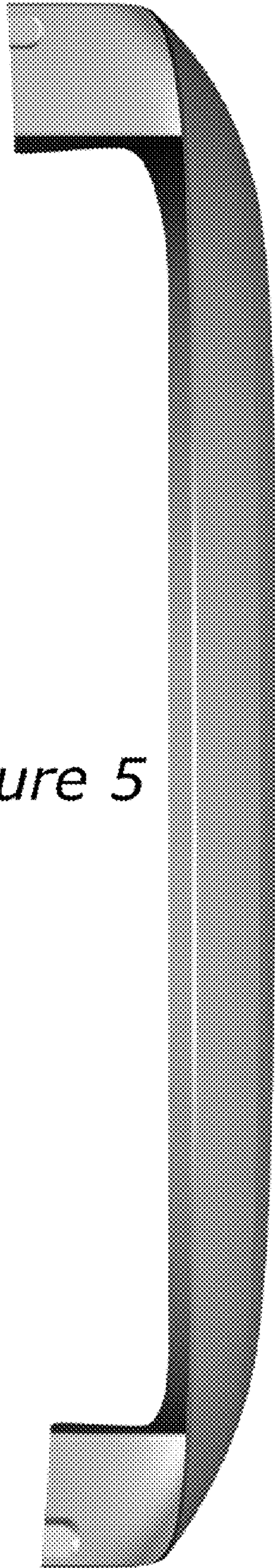


*Figure 3*

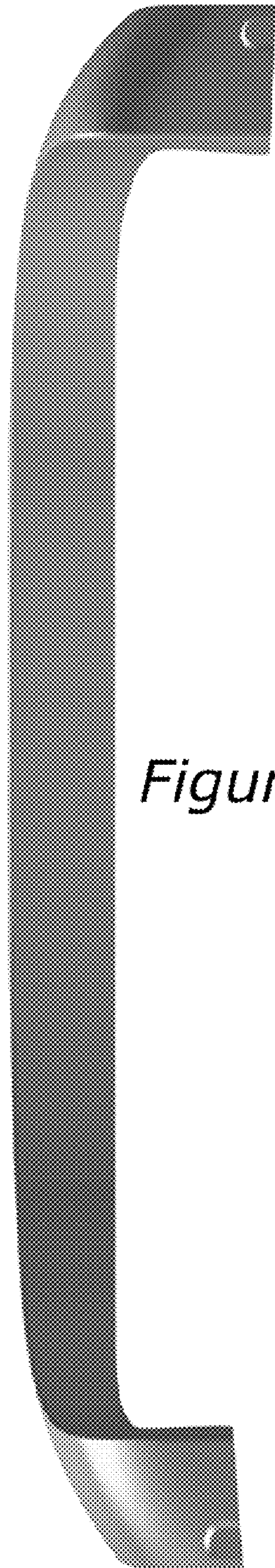


Figure 4





*Figure 5*



*Figure 6*