



US00D591647S

(12) **United States Design Patent**  
**Wang et al.**

(10) **Patent No.:** **US D591,647 S**

(45) **Date of Patent:** **\*\* May 5, 2009**

(54) **AUTOMOBILE**

D526,934 S \* 8/2006 Fujiwara et al. .... D12/90  
D528,469 S \* 9/2006 Yakushi et al. .... D12/90

(75) Inventors: **Shenguang Wang**, Zhejiang (CN); **Gang Chen**, Zhejiang (CN); **Yasuaki Ishida**, Zhejiang (JP); **Changhong Song**, Zhejiang (CN); **Hongliang Lian**, Zhejiang (CN); **Cheng Liu**, Zhejiang (CN); **Pinhua Yu**, Zhejiang (CN)

\* cited by examiner

*Primary Examiner*—Melody N Brown  
(74) *Attorney, Agent, or Firm*—Global IP Services; Tianhua Gu

(73) Assignee: **Gang Wang**, Sanmen, Zhejiang Province (CN)

(57) **CLAIM**

The ornamental design for an automobile, as shown and described.

(\*\*) Term: **14 Years**

(21) Appl. No.: **29/317,551**

**DESCRIPTION**

(22) Filed: **May 1, 2008**

FIG. 1 is a front view of an automobile showing our new design;

(30) **Foreign Application Priority Data**

Nov. 14, 2007 (CN) ..... 2007 3 0339960

FIG. 2 is a left side view thereof;

(51) **LOC (9) Cl.** ..... **12-08**

(52) **U.S. Cl.** ..... **D12/91**

(58) **Field of Classification Search** ..... D12/86,  
D12/90-92; 296/181.1, 181.5  
See application file for complete search history.

FIG. 3 is a rear elevation view thereof;

FIG. 4 is a right side view thereof;

FIG. 5 is a top view thereof;

FIG. 6 is a right-rear perspective view thereof;

FIG. 7 is a right-rear perspective view thereof, the side door is opened; and,

FIG. 8 is a right-rear perspective view thereof, the side door and rear door are opened.

(56) **References Cited**

**U.S. PATENT DOCUMENTS**

D378,994 S \* 4/1997 Picard et al. .... D12/90

**1 Claim, 4 Drawing Sheets**





FIG. 1



FIG. 2




FIG. 3



FIG. 4




FIG. 5



FIG. 6




FIG. 7



FIG. 8