



US00D591645S

(12) **United States Design Patent**
Murphy

(10) **Patent No.:** **US D591,645 S**

(45) **Date of Patent:** **** May 5, 2009**

(54) **PERSONAL TRANSPORTATION VEHICLE**

(76) Inventor: **Mark E. Murphy**, 49 N. 2nd St.,
Creswell, OR (US) 97426

(**) Term: **14 Years**

(21) Appl. No.: **29/303,804**

(22) Filed: **Feb. 18, 2008**

(51) **LOC (9) Cl.** **12-08**

(52) **U.S. Cl.** **D12/85**

(58) **Field of Classification Search** D12/82,
D12/85, 86; D21/424, 433, 434; 296/181.1,
296/181.5

See application file for complete search history.

(56) **References Cited**

U.S. PATENT DOCUMENTS

D274,995 S	8/1984	Richards et al.	
4,573,546 A	3/1986	Irimajiri et al.	
D329,211 S *	9/1992	Malewicki	D12/85
5,960,901 A	10/1999	Hanagan	
D427,548 S *	7/2000	Sacco et al.	D12/85
D468,236 S *	1/2003	Pollitzer et al.	D12/85

OTHER PUBLICATIONS

<http://www.ecogeek.org/content/view/682>; Hank Green, *The NMG: Seriously Whacked EVX WTF*; pp. 1-3; printed Oct. 22, 2007.
<http://web.archive.org/web/20061205023209/http://blueskydsn.com/>; Blue Sky Design home page; p. 1; printed Feb. 8, 2008.
<http://gadgets.boingboing.net/2007/09/28/aptera-threewheeled.html>; Joel Johnson, *Aptera Three-Wheeled Electric Car May Reach Production*; pp. 1-2; Sep. 28, 2007; printed May 16, 2007.

<http://www.gizmag.com/go/2314/picture/3316/>; *Toyota Personal Mobility (PM) Concept On Shown in Tokyo 2003*; pp. 1-2; printed May 16, 2008.

<http://www.e-scoot.com/2001/mcc/NEVs.htm>; Laura McConaghy, *Neighborhood Electric Vehicles*; pp. 1-3; printed May 19, 2008.

* cited by examiner

Primary Examiner—Melody N Brown

(74) *Attorney, Agent, or Firm*—Douglas Wells of Chernoff, Vilhauer, McClung & Stenzel, LLP

(57) **CLAIM**

The ornamental design for a personal transportation vehicle, as shown and described.

DESCRIPTION

FIG. 1 is a right side elevational view of a personal transportation vehicle showing my new design, the left side is a mirror image of that shown;

FIG. 2 is a front elevational view thereof;

FIG. 3 is a rear elevational view thereof;

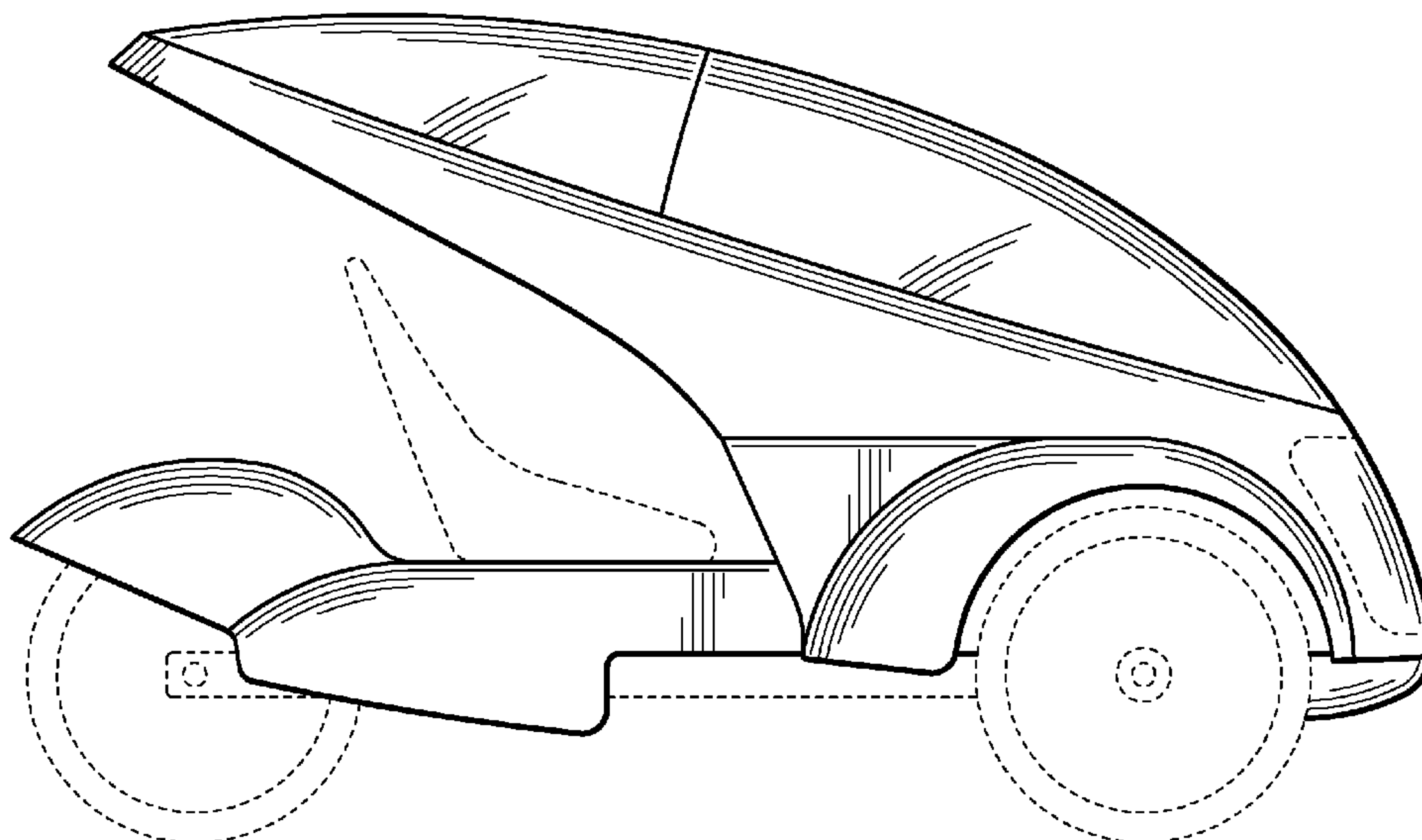
FIG. 4 is a top plan view thereof;

FIG. 5 is a right side elevational view of a personal transportation vehicle showing a second embodiment of my new design, the left side being a mirror image of that shown; and,

FIG. 6 is a top plan view of FIG. 5.

The front and rear views of the second embodiment is the same as in the first embodiment shown in FIGS. 2 and 3. The bottom views are omitted and do not form no part of the claimed design. The broken lines shown throughout the drawing views are for illustrative purposes only and form no part of the claimed design.

1 Claim, 3 Drawing Sheets



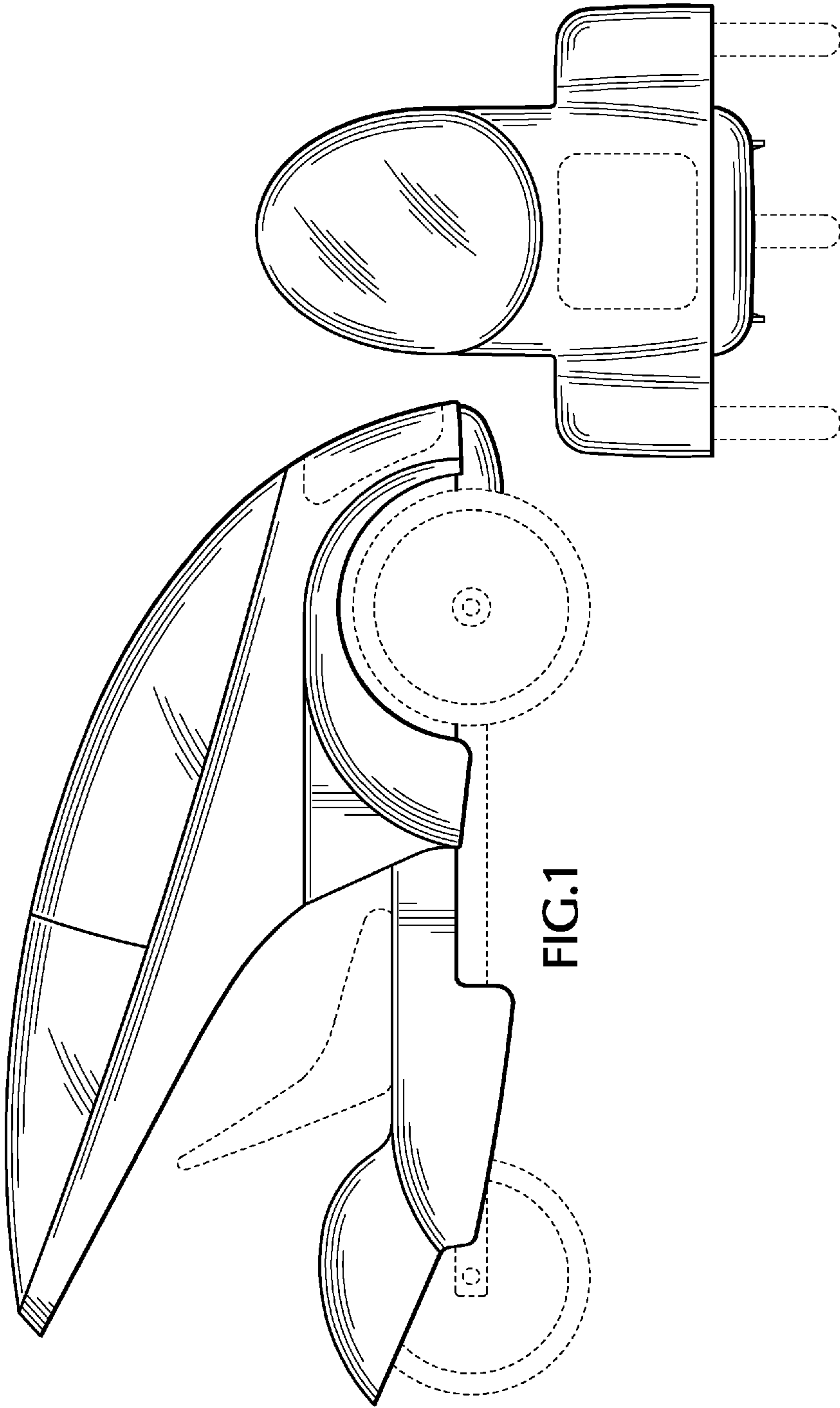


FIG.1

FIG.2

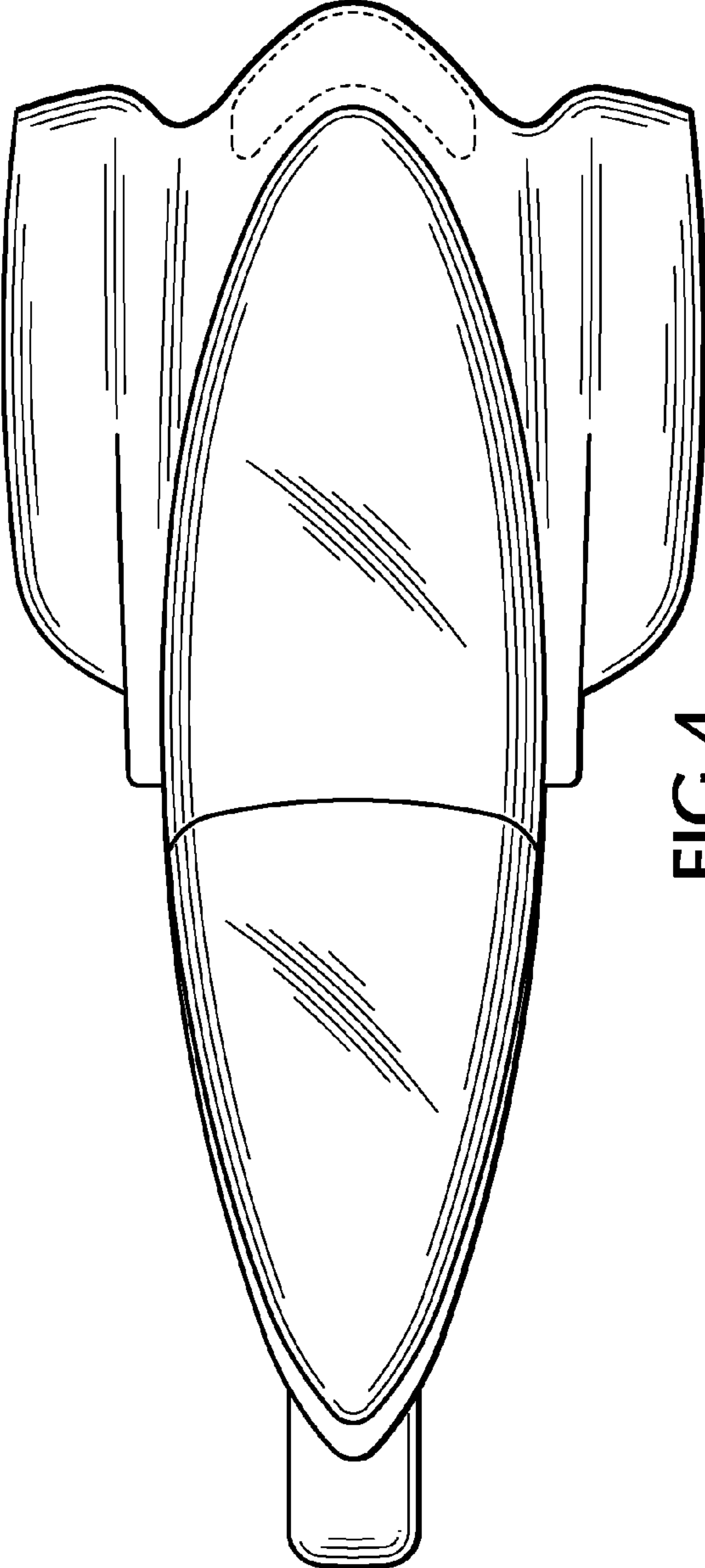


FIG. 4

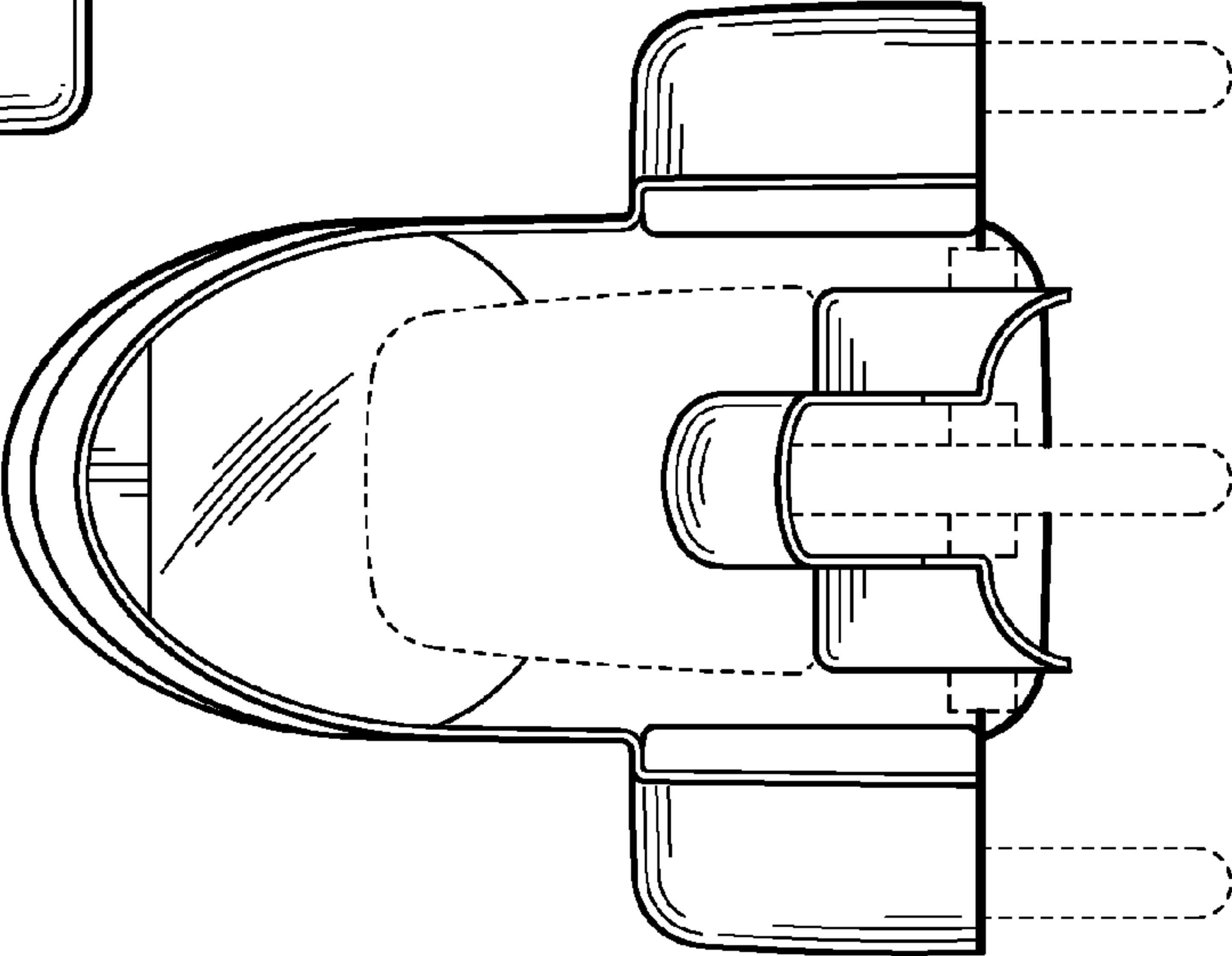


FIG. 3

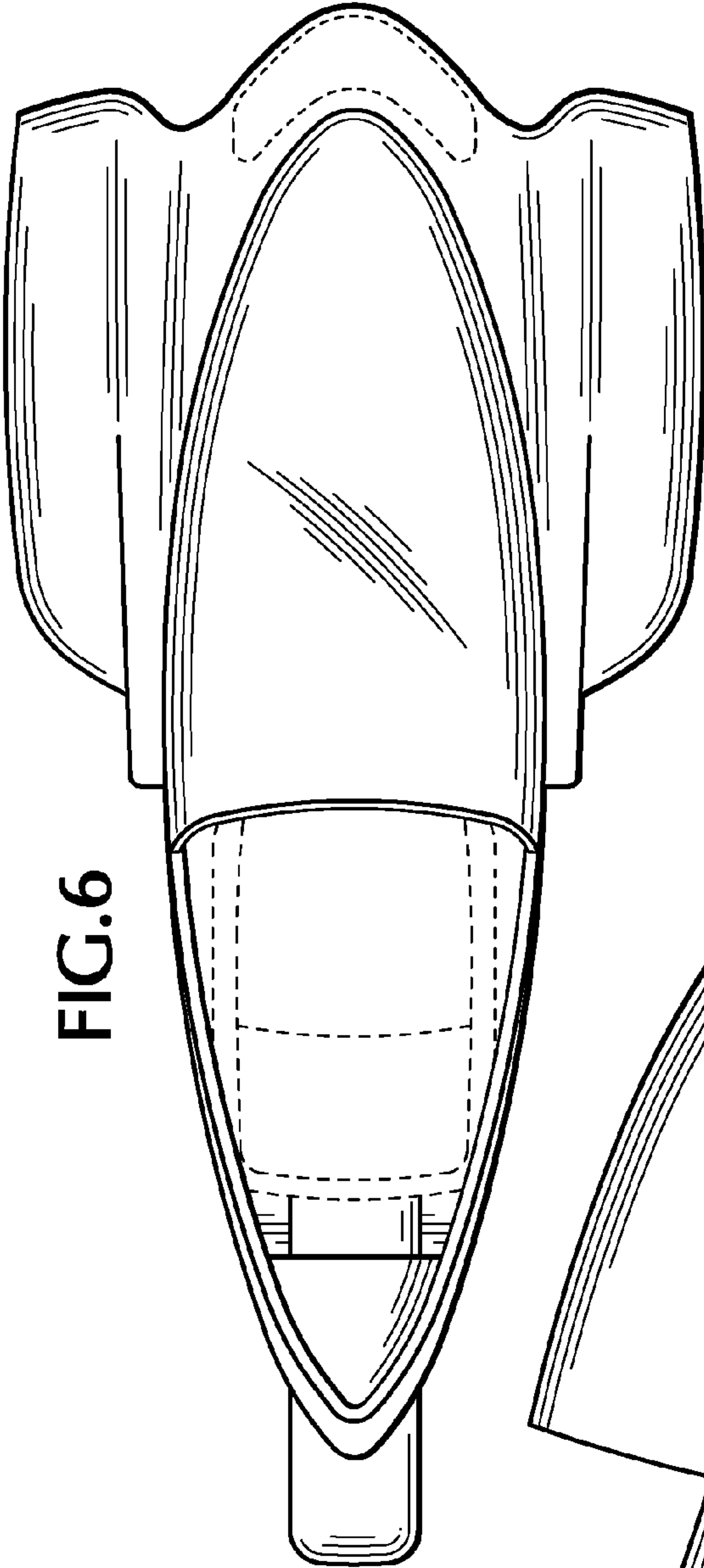


FIG. 6

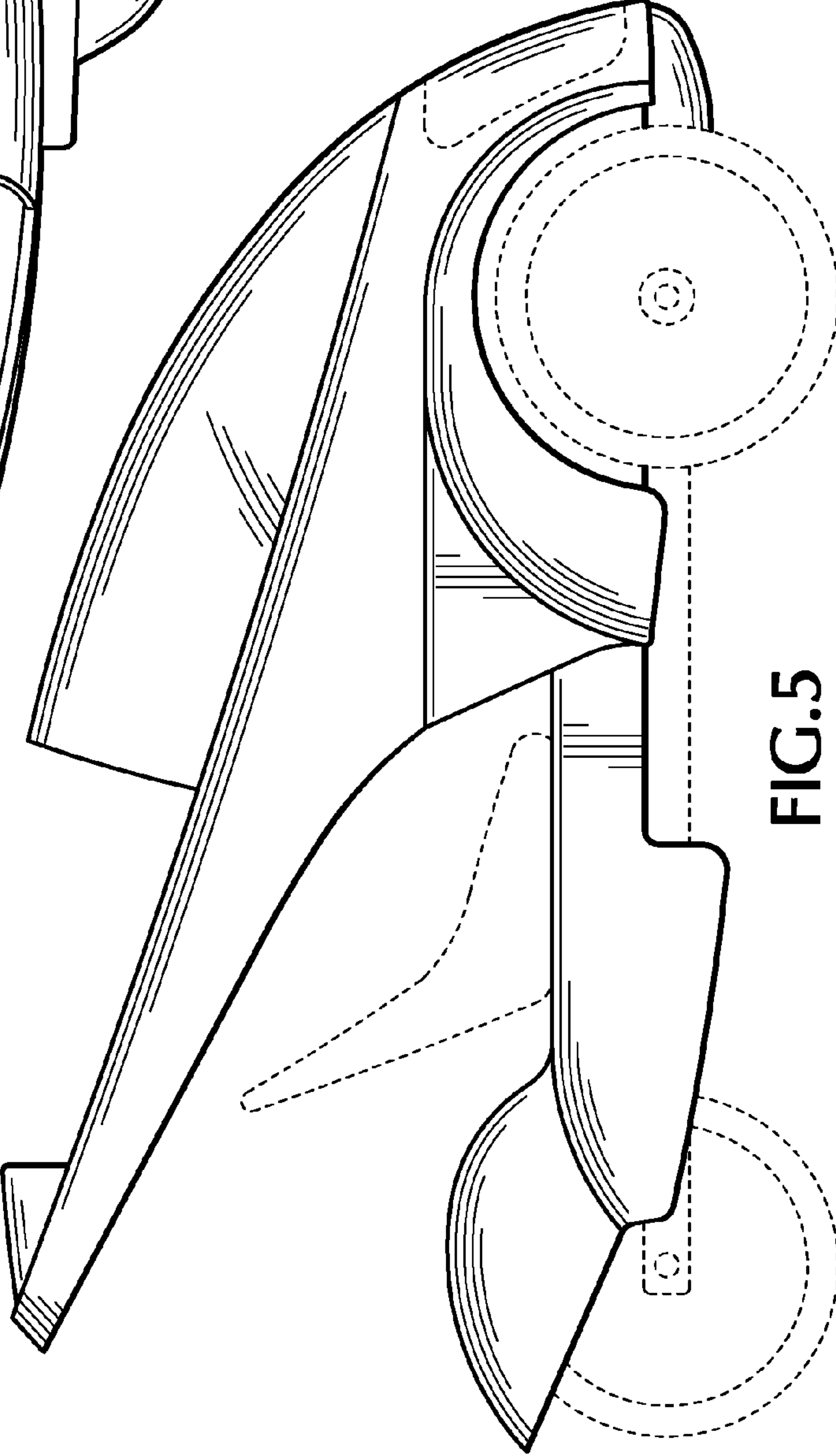


FIG. 5