



US00D591635S

(12) **United States Design Patent**  
**Cazzola**

(10) **Patent No.:** **US D591,635 S**  
(45) **Date of Patent:** **\*\* May 5, 2009**

(54) **EXTENSIBLE BRACELET**

(74) *Attorney, Agent, or Firm*—IP Strategies

(75) **Inventor:** **Umberto Cazzola**, Vicenza (IT)

(57) **CLAIM**

(73) **Assignee:** **Fope. S.r.l.**, Vicenza (IT)

The ornamental design for the extensible bracelet, as shown and described.

(\*\*) **Term:** **14 Years**

(21) **Appl. No.:** **29/295,672**

**DESCRIPTION**

(22) **Filed:** **Oct. 3, 2007**

FIG. 1 is a front view of the extensible bracelet showing the new design in a non-extended position.

(30) **Foreign Application Priority Data**

FIG. 2 is a rear side view thereof, again in a non-extended position;

Apr. 11, 2007 (EM) ..... 000704119-0006

FIG. 3 is a right side view thereof, again in a non-extended position;

(51) **LOC (9) Cl.** ..... **11-01**

(52) **U.S. Cl.** ..... **D11/19**

(58) **Field of Classification Search** ..... D11/1-25,  
D11/32, 93, 94; 59/78, 79.2; 63/1.11, 3,  
63/3.1, 3.2, 5.1, 5.2, 7-11; 224/175  
See application file for complete search history.

FIG. 4 is a left side view thereof, again in a non-extended position;

FIG. 5 is a top view thereof, again in a non-extended position;

FIG. 6 is a bottom view thereof, again in a non-extended position;

(56) **References Cited**

**U.S. PATENT DOCUMENTS**

D329,400 S \* 9/1992 Bulgari ..... D11/6

D493,118 S \* 7/2004 Neri ..... D11/13

FIG. 7 is an additional rear perspective view thereof; in a non-extended position;

FIG. 8 is an enlarge portion of FIG. 1, in a non-extended position; and,

FIG. 9 is an enlarged view of a portion of FIG. 1, in an extended position.

\* cited by examiner

*Primary Examiner*—Louis S Zarfaz

*Assistant Examiner*—Michael A Pratt

**1 Claim, 5 Drawing Sheets**





Fig. 1

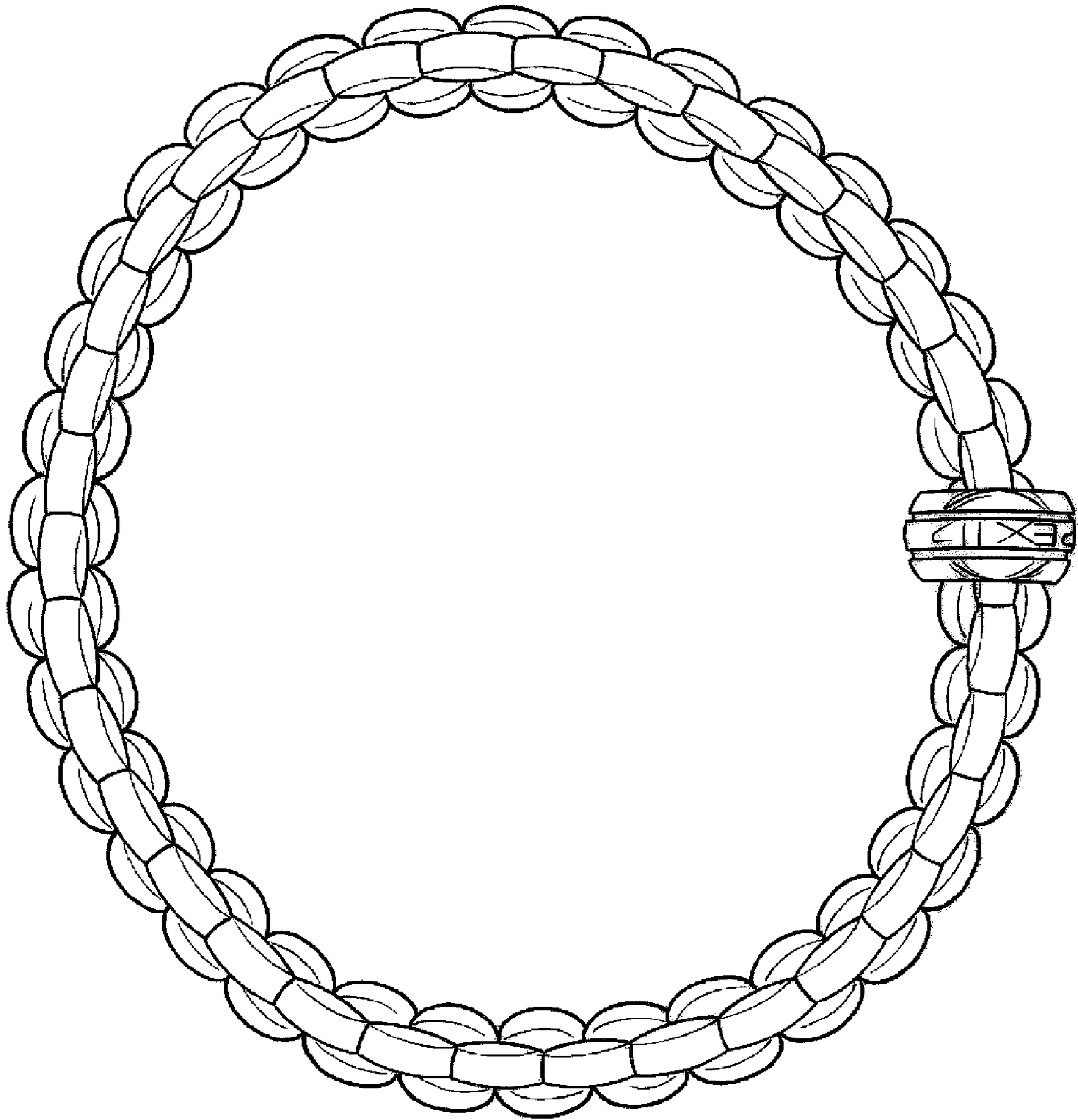


Fig. 2




Fig. 3



Fig. 4




Fig. 6

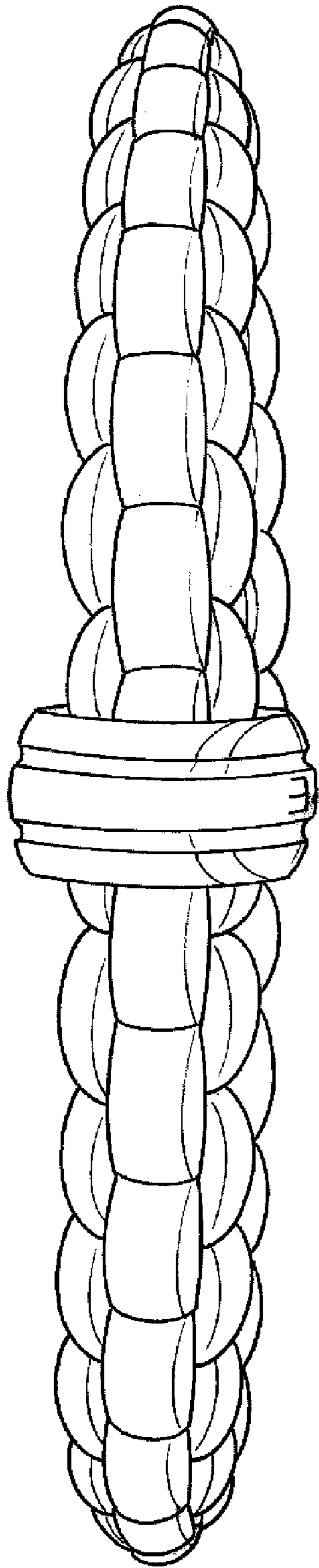


Fig. 5

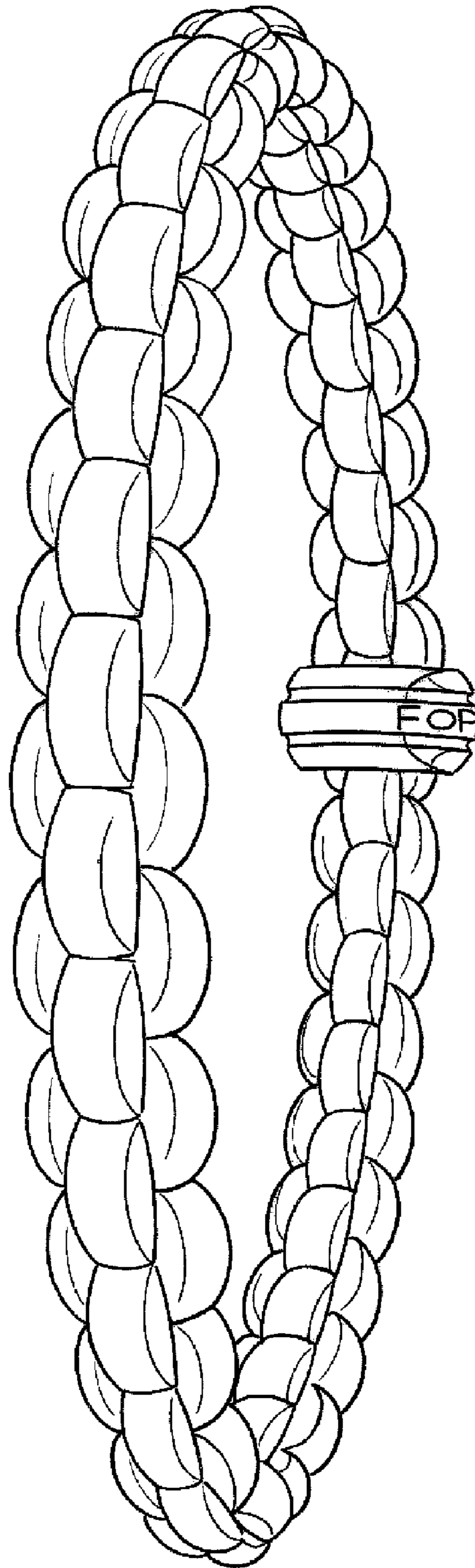


Fig. 7

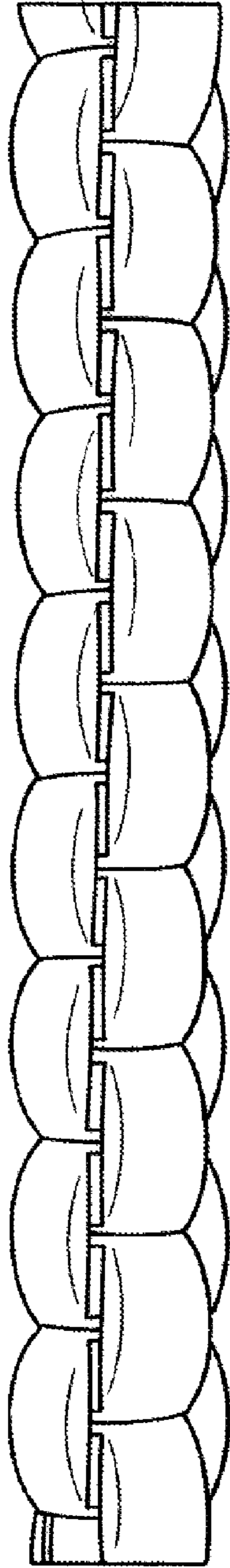


Fig. 9

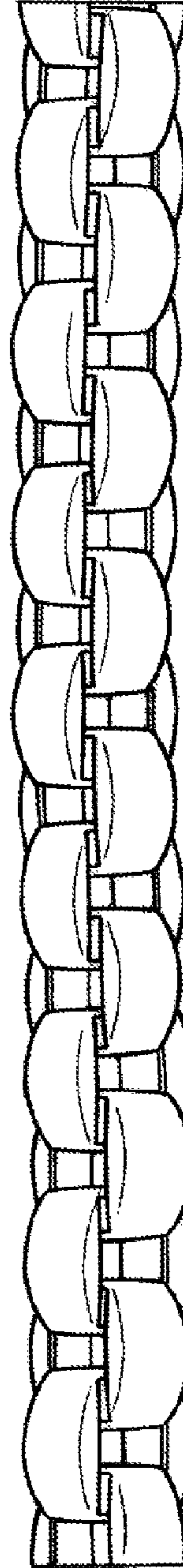


Fig. 8