



US00D591631S

(12) **United States Design Patent**
Nataf

(10) **Patent No.:** **US D591,631 S**

(45) **Date of Patent:** **** May 5, 2009**

(54) **WATCH DIAL**

(75) **Inventor:** **Thierry Nataf, Paris (FR)**

(73) **Assignee:** **Zenith International SA, Le Locle (CH)**

(**) **Term:** **14 Years**

(21) **Appl. No.:** **29/322,762**

(22) **Filed:** **Aug. 12, 2008**

(51) **LOC (9) Cl.** **10-07**

(52) **U.S. Cl.** **D10/125**

(58) **Field of Classification Search** D10/30-39,
D10/122-132; 368/28, 80, 223, 228, 232,
368/21-27

See application file for complete search history.

(56) **References Cited**

U.S. PATENT DOCUMENTS

D83,533 S *	3/1931	Gruen	D10/125
D283,985 S *	5/1986	Sakamaki	D10/39
D404,319 S *	1/1999	Deleskiewicz	D10/32
D422,223 S *	4/2000	Bodino	D10/32
D444,715 S *	7/2001	Gueit	D10/32
D455,084 S *	4/2002	Mauboussin	D10/39

D462,278 S *	9/2002	Wunderman	D10/32
D473,803 S *	4/2003	d'Origny	D10/39
D496,873 S *	10/2004	Nataf	D10/125
D497,811 S *	11/2004	Modolo	D10/32
D518,402 S *	4/2006	Nataf	D10/125
D553,535 S *	10/2007	d'Origny et al.	D10/124
D572,620 S *	7/2008	Schoepfer	D10/125

* cited by examiner

Primary Examiner—Lucy Lieberman

(74) *Attorney, Agent, or Firm*—Gottlieb, Rackman & Reisman

(57) **CLAIM**

The ornamental design for a watch dial, as shown and described.

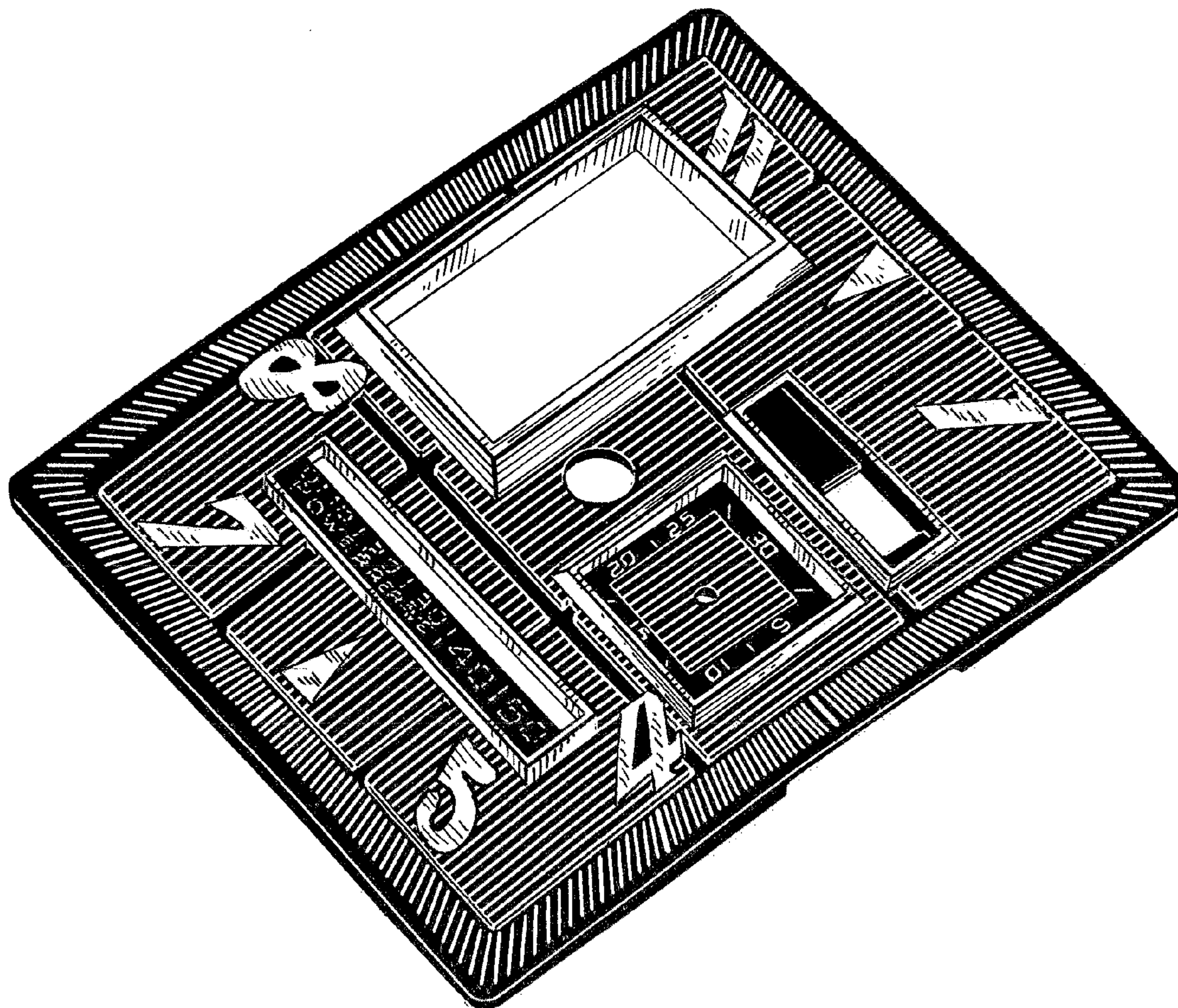
DESCRIPTION

FIG. 1 is a front perspective view of a watch dial showing my new design; and,

FIG. 2 is a front elevational view thereof.

The broken lines shown in the drawings are for illustrative purposes only and form no part of the claimed design.

1 Claim, 2 Drawing Sheets



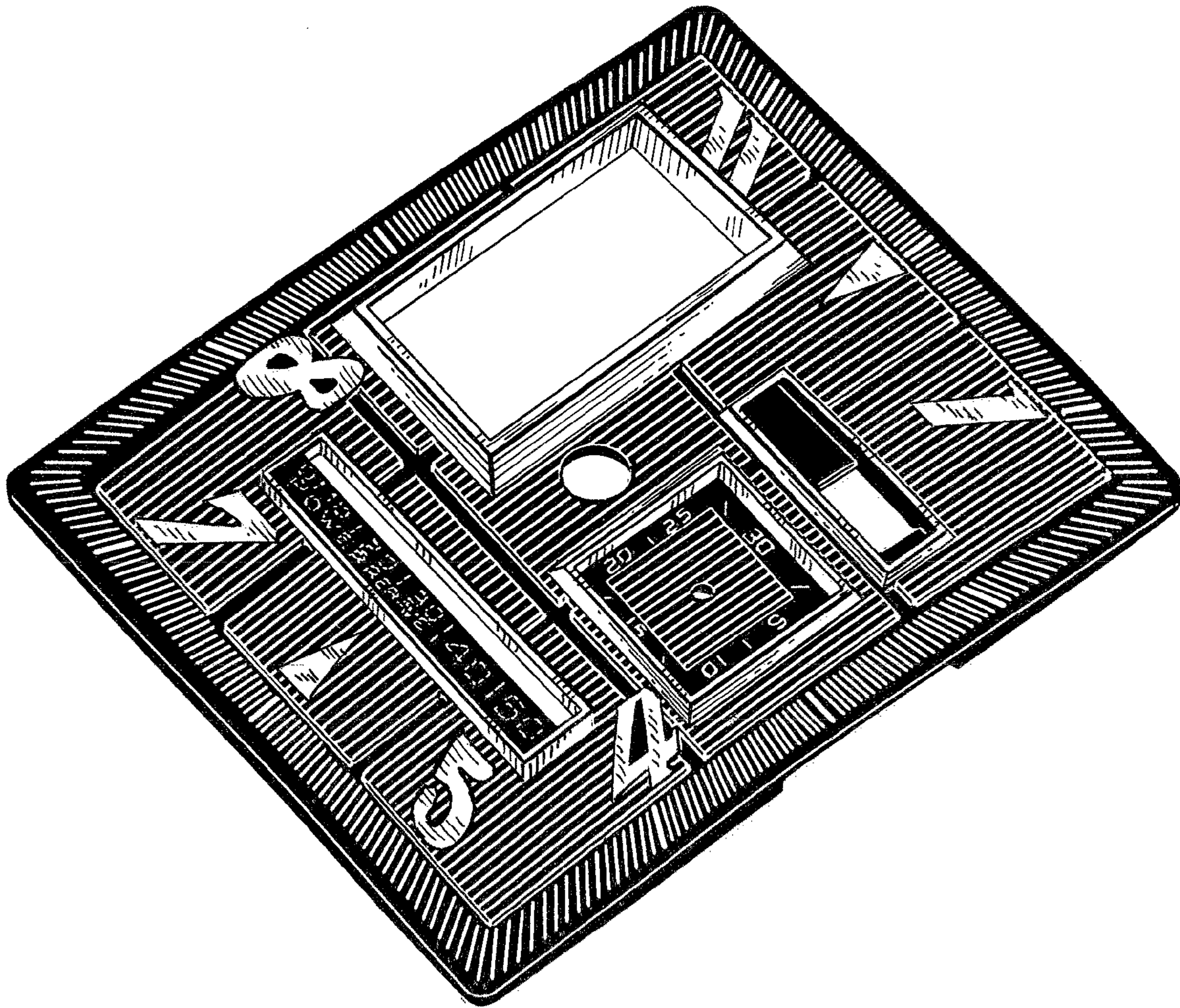


FIG. 1




FIG. 2