

US00D591622S

(12) **United States Design Patent**
Cakert

(10) **Patent No.:** **US D591,622 S**

(45) **Date of Patent:** **** May 5, 2009**

(54) **SPORTS SIGNALING DEVICE**

(76) Inventor: **Jill Cakert**, 11 S. Somerset Ave.,
Ventnor, NJ (US) 08406

(**) Term: **14 Years**

(21) Appl. No.: **29/291,481**

(22) Filed: **Sep. 4, 2007**

(51) **LOC (9) Cl.** **21-01**

(52) **U.S. Cl.** **D10/46.1**

(58) **Field of Classification Search** D10/46,
D10/46.1, 74; D3/1-4; D21/324, 328, 333,
D21/392, 395; 273/150, 148 A, 148 R; 40/642.02;
235/1 B, 1 R, 107; 116/1, 2, 222-225

See application file for complete search history.

(56) **References Cited**

U.S. PATENT DOCUMENTS

D3,503 S *	5/1869	Kilsch	D3/2
1,828,735 A *	10/1931	Givone et al.	273/150
1,996,234 A *	4/1935	Deinstein	273/150
D96,825 S *	9/1935	Epworth	D3/3
2,334,298 A *	11/1943	Vallone	416/71
D334,951 S *	4/1993	Mills	D20/10

D365,440 S *	12/1995	Stokesberry, Jr.	D3/3
5,980,205 A *	11/1999	Sue	416/73
D432,031 S *	10/2000	Miller et al.	D10/46.1
D515,122 S *	2/2006	Sakai	D16/202
7,484,732 B2 *	2/2009	Adams	273/157 R
2007/0109508 A1 *	5/2007	Winter et al.	353/95
2007/0188986 A1 *	8/2007	Kobayashi	361/679

* cited by examiner

Primary Examiner—Prabhakar Deshmukh

(74) *Attorney, Agent, or Firm*—Sperry, Zoda & Kane

(57) **CLAIM**

The ornamental design for a sports signaling device, as shown.

DESCRIPTION

FIG. 1 is a front expanded view of a sports signaling device showing my new design;


FIG. 2 is a front view thereof, in closed condition;

FIG. 3 is a side elevational view thereof;

FIG. 4 is a bottom plan view thereof; and,

FIG. 5 is a top plan view thereof.

1 Claim, 2 Drawing Sheets



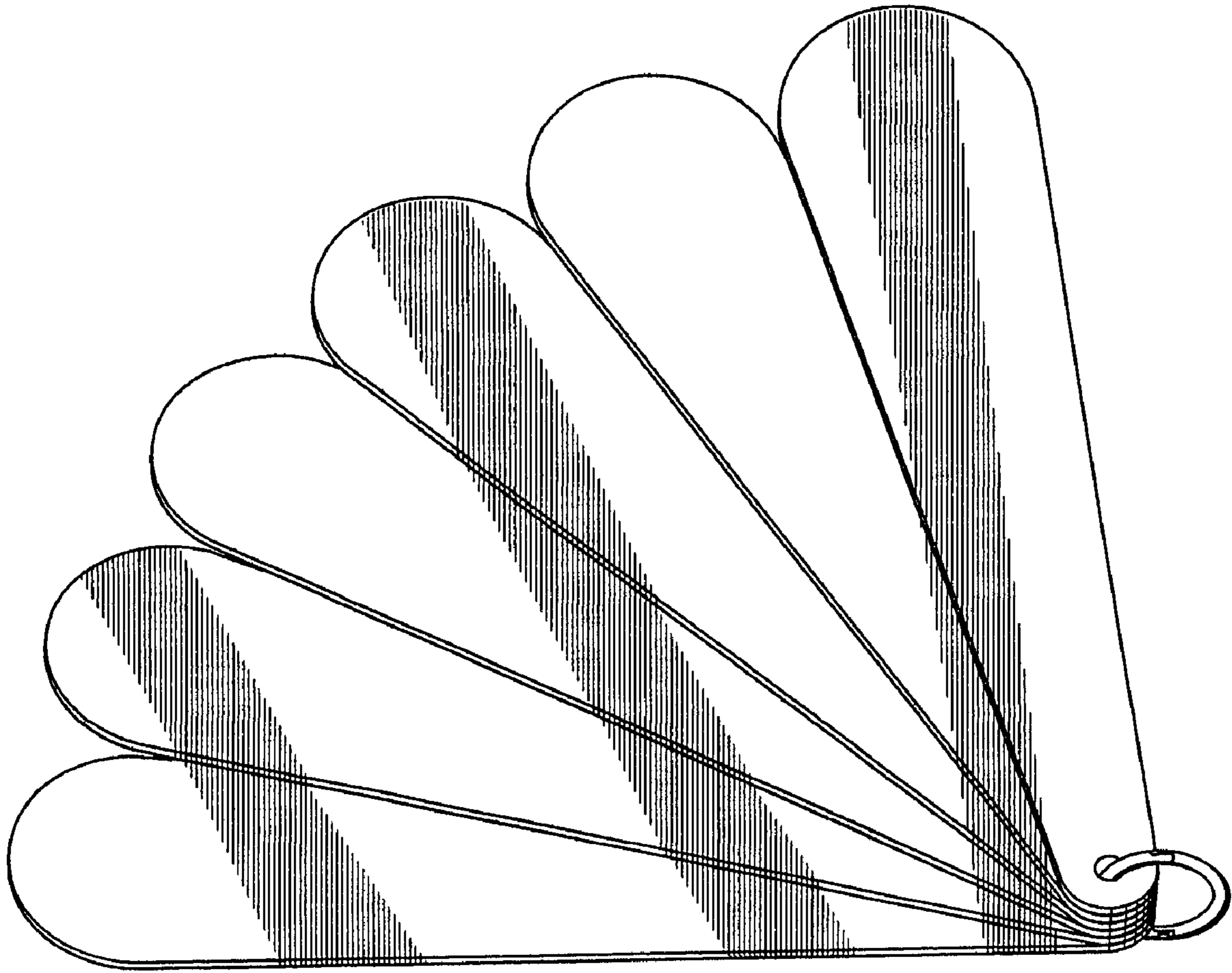


FIG. 1

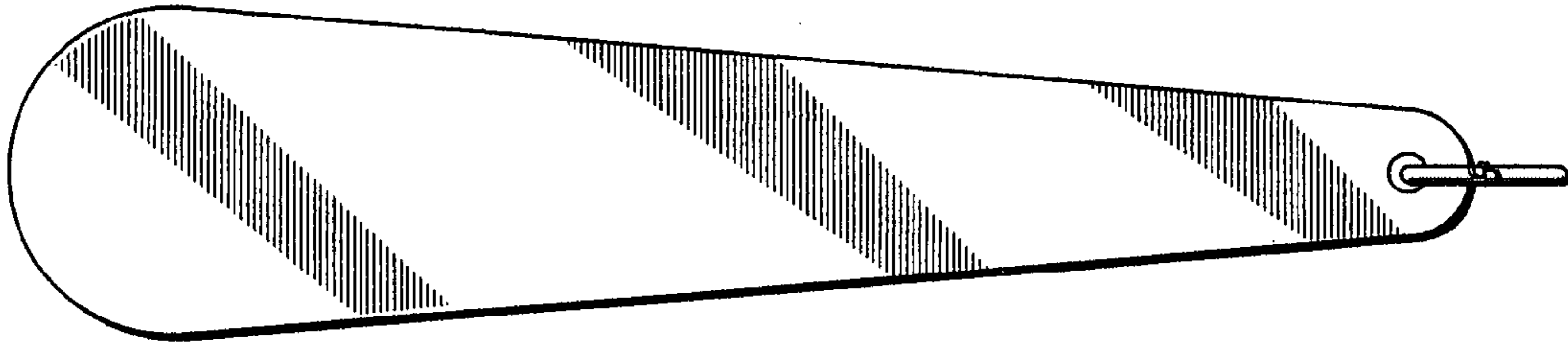


FIG. 2

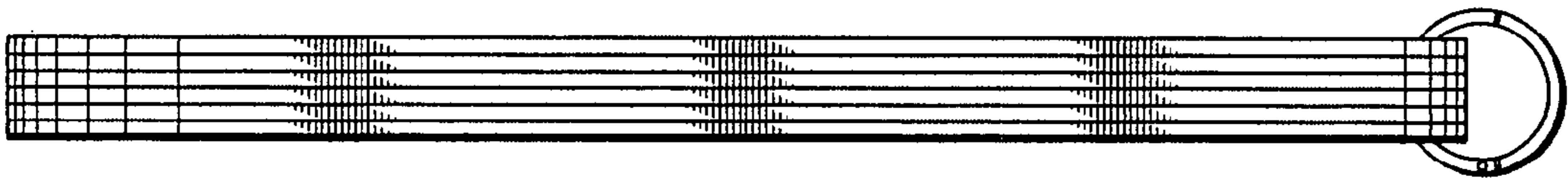


FIG. 3

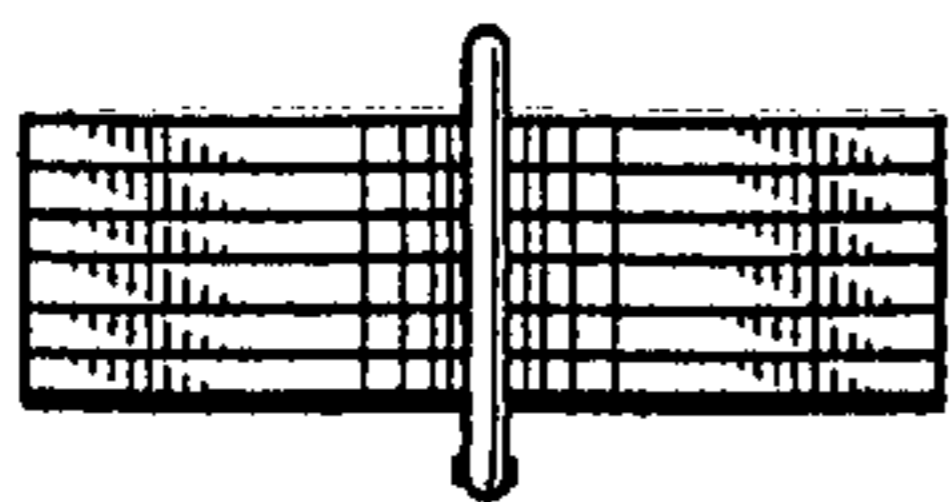


FIG. 4




FIG. 5