



US00D591599S

(12) **United States Design Patent**  
**Okin et al.**

(10) **Patent No.:** **US D591,599 S**

(45) **Date of Patent:** **\*\* May 5, 2009**

(54) **CONTAINER**

(75) Inventors: **Matthew Scott Okin**, Cresskill, NJ  
(US); **Nicholas Charles Talbot**, London  
(GB)

(73) Assignee: **Conopco, Inc.**, Englewood Cliffs, NJ  
(US)

(\*\*) Term: **14 Years**

(21) Appl. No.: **29/301,269**

(22) Filed: **Feb. 20, 2008**

(51) **LOC (9) Cl.** ..... **09-01**

(52) **U.S. Cl.** ..... **D9/521**

(58) **Field of Classification Search** ..... D9/434,  
D9/435, 446, 447, 449, 500, 516, 521, 529,  
D9/530, 537, 539, 542, 549, 550, 558, 571-574,  
D9/682, 686, 688-694; D28/76; 215/316,  
215/382-384; 220/660, 669, 675; D24/197  
See application file for complete search history.

(56) **References Cited**

**U.S. PATENT DOCUMENTS**

D179,837 S *	3/1957	Carabel	.....	D9/431
D328,246 S *	7/1992	Nottingham et al.	.....	D9/520
D350,691 S *	9/1994	Simion	.....	D9/695
D379,591 S *	6/1997	Crawford	.....	D9/529
D394,210 S *	5/1998	Fiore	.....	D9/529
D423,361 S *	4/2000	Negre	.....	D9/521
D439,165 S *	3/2001	Erckelbout et al.	.....	D9/520
D443,516 S *	6/2001	Fenton et al.	.....	D9/521

D447,694 S *	9/2001	Leggett	.....	D9/521
D486,398 S *	2/2004	Lovell et al.	.....	D9/529
D537,350 S *	2/2007	Bakic	.....	D9/521
D564,362 S *	3/2008	Nukuto et al.	.....	D9/696

\* cited by examiner

*Primary Examiner*—Stella M Reid

*Assistant Examiner*—Keli L Acker

(74) *Attorney, Agent, or Firm*—Alan A. Bornstein

(57) **CLAIM**

The ornamental design for a container, as shown and described.

**DESCRIPTION**

FIG. 1 is a front perspective view of a container showing our new design;

FIG. 2 is a front elevational view thereof;

FIG. 3 is a back elevational view thereof;

FIG. 4 is a right side elevational view thereof;

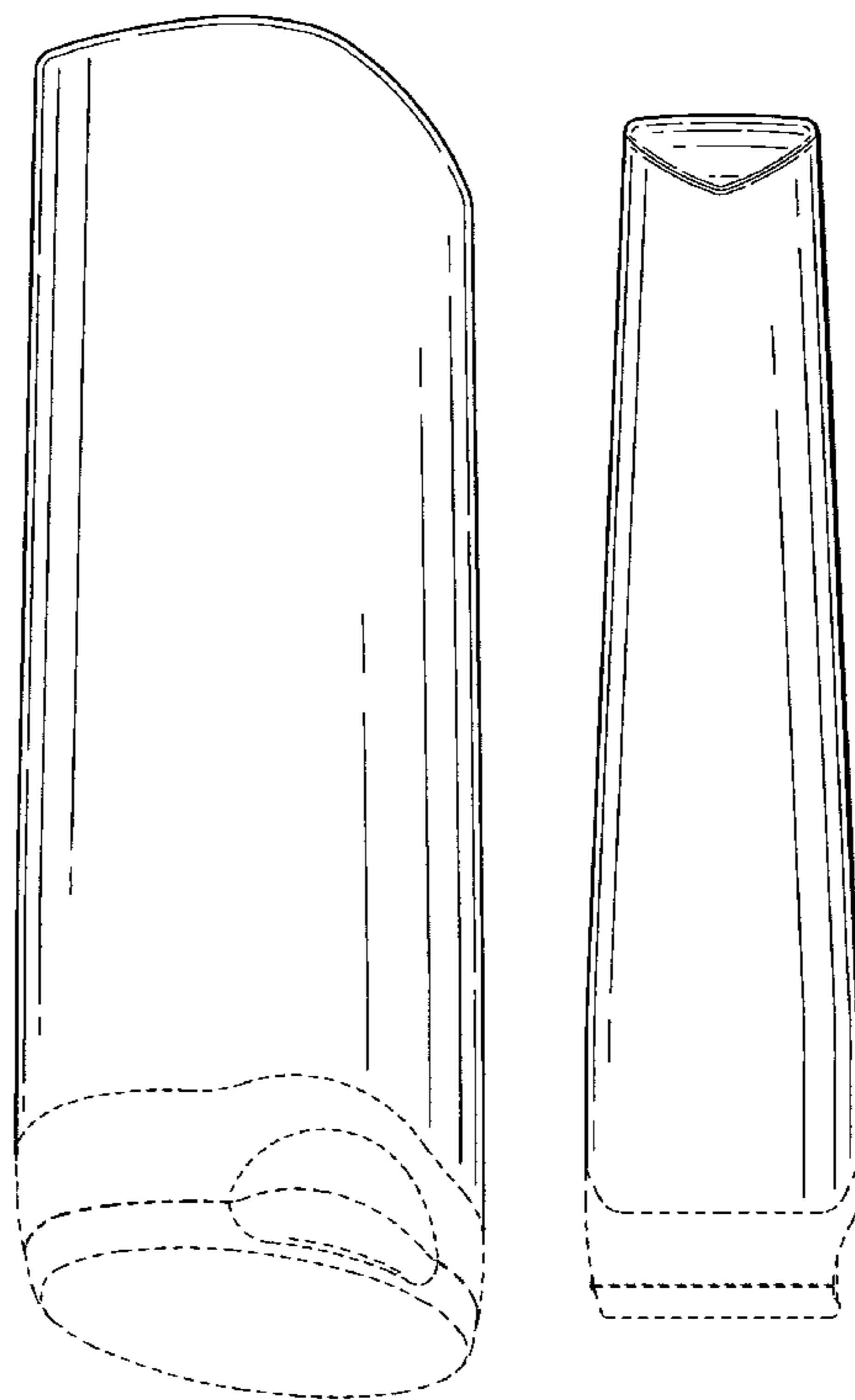
FIG. 5 is a left side elevational view thereof;

FIG. 6 is a bottom plan view thereof; and,


FIG. 7 is a top plan view thereof.

The broken lines immediately adjacent the shaded areas represent the bounds of the claimed design while all other broken lines are directed to environment and are for illustrative purposes only; the broken lines form no part of the claimed design.

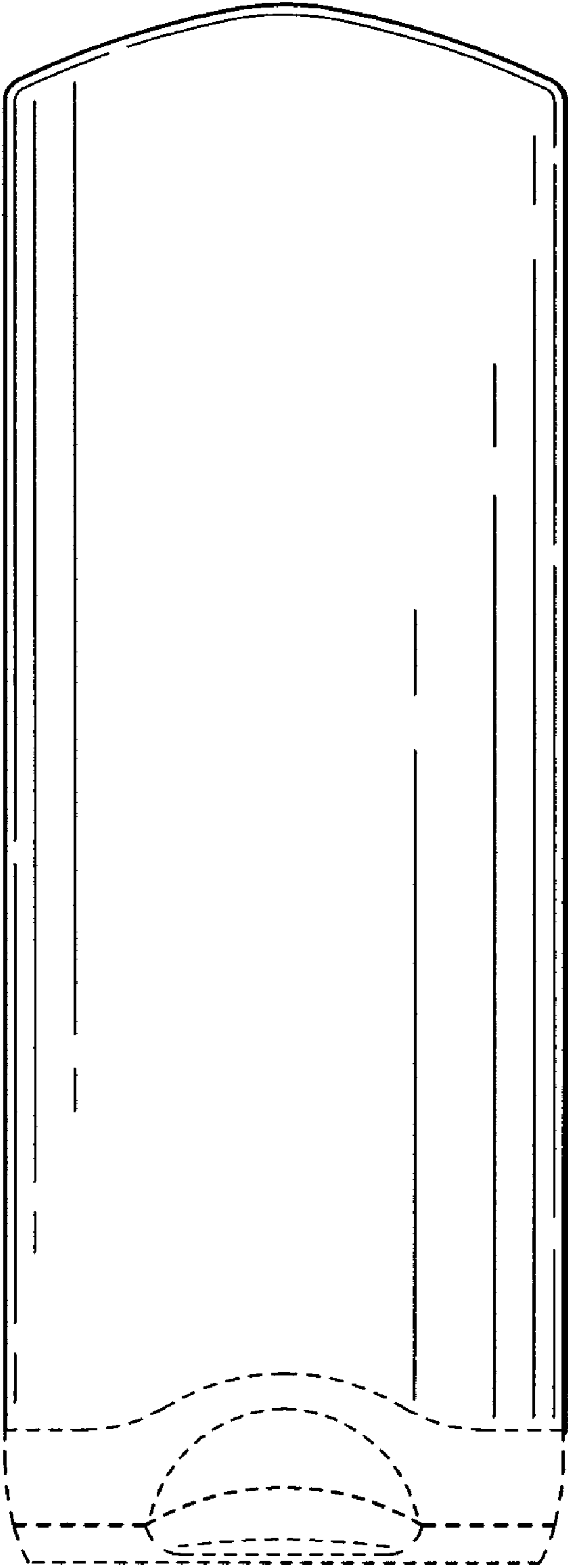
**1 Claim, 5 Drawing Sheets**



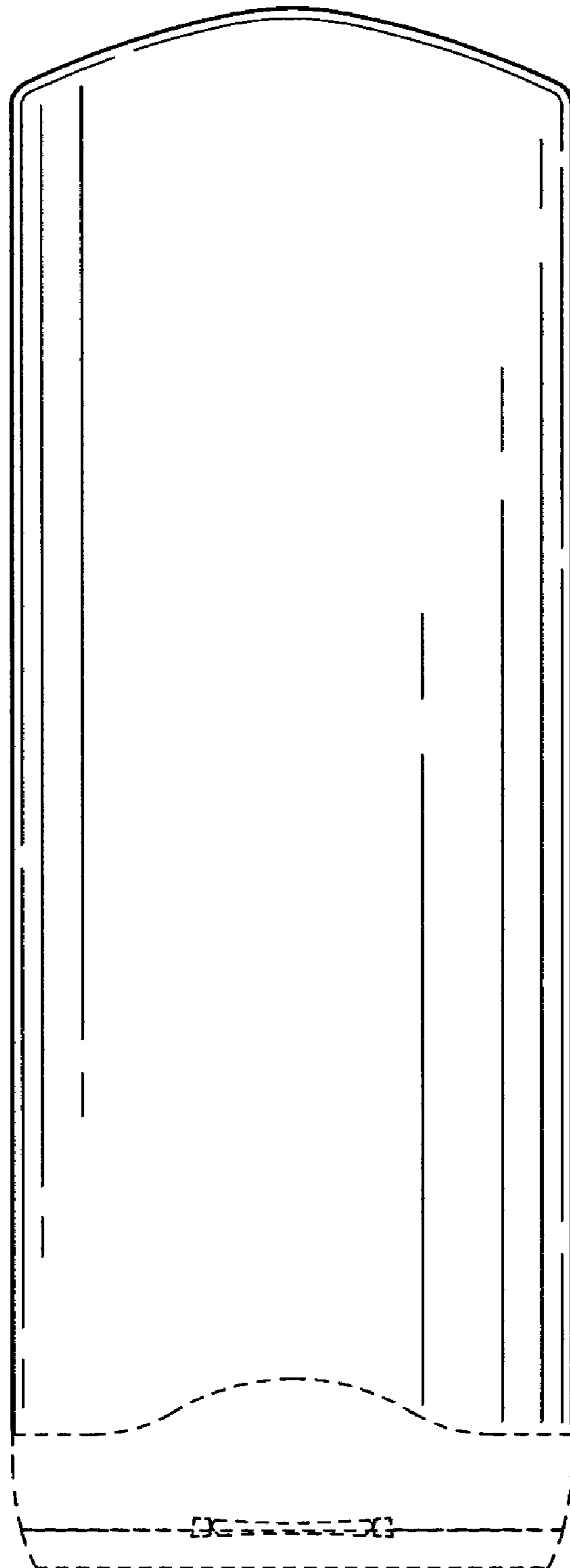
**FIG. 1**




**FIG. 2**



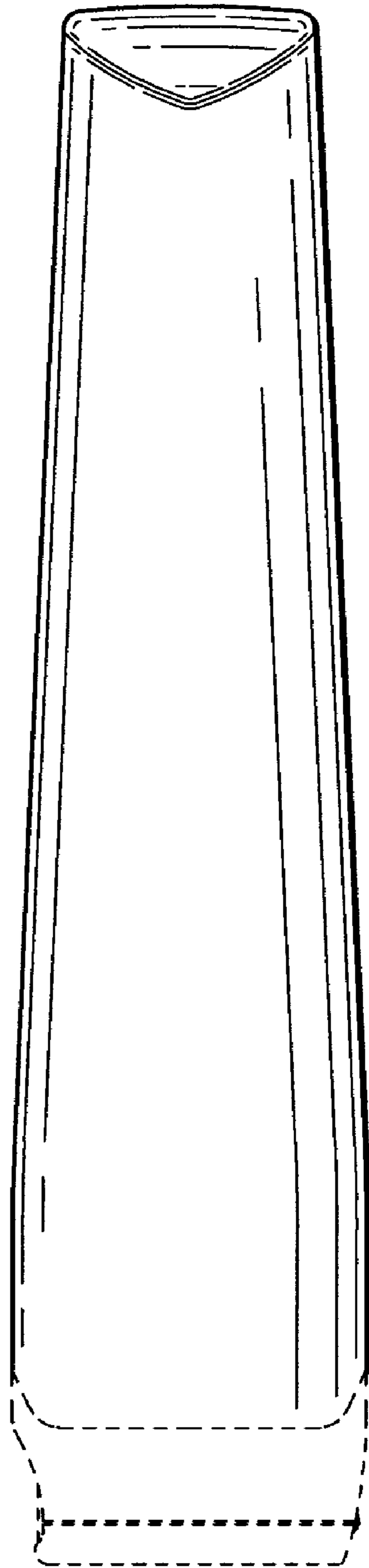
**FIG. 3**



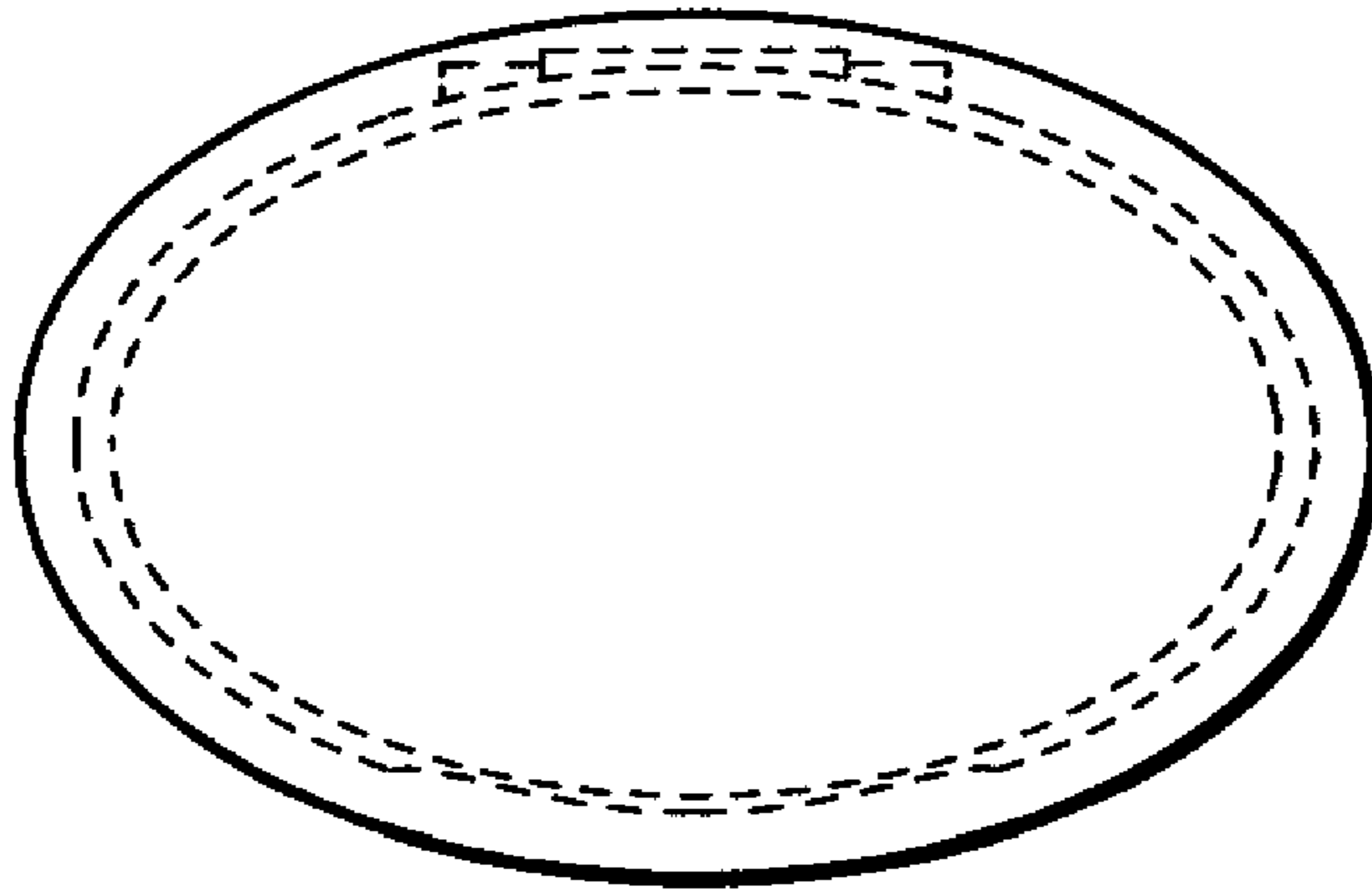
**FIG. 4**



**FIG. 5**



**FIG. 6**



**FIG. 7**

