



US00D591582S

(12) **United States Design Patent**  
**Windlass et al.**

(10) **Patent No.:** **US D591,582 S**

(45) **Date of Patent:** **\*\* May 5, 2009**

(54) **KNIFE AND BADGE HOLDER**

2008/0009185 A1\* 1/2008 Knoll et al. .... 439/595

(75) Inventors: **Pradeep Windlass**, Conyers, GA (US);  
**Robin Chaudhuri**, Oxford, GA (US)

\* cited by examiner

*Primary Examiner*—Cathron C Brooks

*Assistant Examiner*—Austin Murphy

(74) *Attorney, Agent, or Firm*—Rodgers & Rodgers

(73) Assignee: **Atlanta Cutlery Corporation**, Conyers, GA (US)

(\*\*) Term: **14 Years**

(57) **CLAIM**

(21) Appl. No.: **29/312,594**

The ornamental design for a knife and badge holder, as shown and described.

(22) Filed: **Nov. 3, 2008**

**DESCRIPTION**

(51) **LOC (9) Cl.** ..... **08-03**

(52) **U.S. Cl.** ..... **D8/104**

(58) **Field of Classification Search** ..... D8/98–105;  
D3/215, 207–212, 224, 226, 228; 40/1.5,  
40/1.6; 24/3.12, 3.13, 3.11; D14/155; D11/81  
See application file for complete search history.

FIG. 1 is a perspective view of a knife and badge holder showing our new design;

FIG. 2 is a front elevational view thereof;

FIG. 3 is a right-side elevational view thereof;

FIG. 4 is a rear elevational view thereof;

FIG. 5 is a left-side elevational view thereof;

FIG. 6 is a bottom plan view thereof; and,

FIG. 7 is a top plan view thereof.

The dashed lines shown in FIGS. 1, 2, 3 and 7 represent stitching. These dashed lines form part of the claimed design.

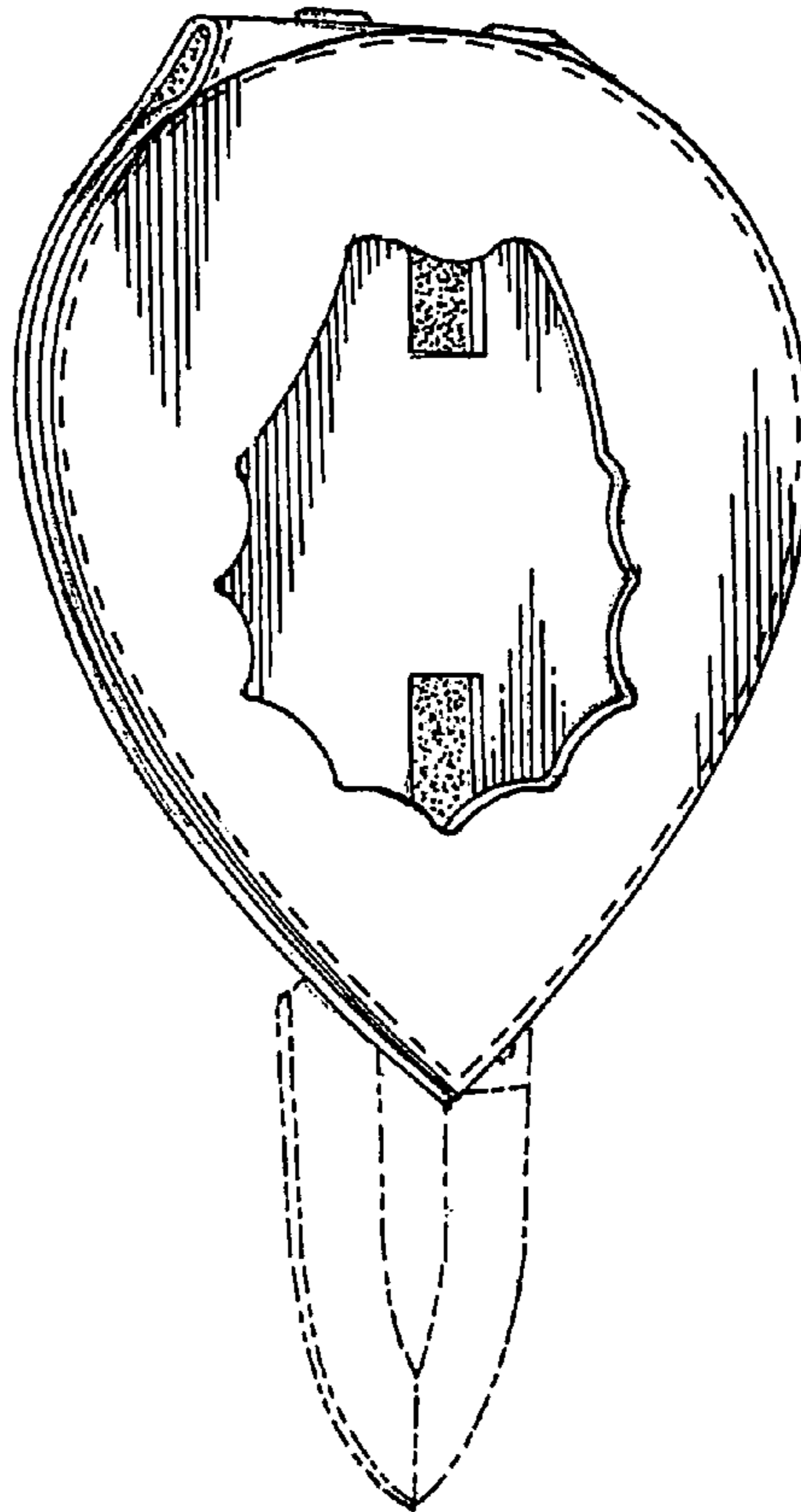
The “dashed dot dot” line showing of a knife blade forms no part of the claimed design.

(56) **References Cited**

**U.S. PATENT DOCUMENTS**

2,328,206	A *	8/1943	Fowler	.....	40/1.5
D179,389	S *	12/1956	Le Beau	.....	D8/104
2,874,495	A *	2/1959	Fowler	.....	40/1.5
D212,850	S *	12/1968	Roberts	.....	D14/155
D215,661	S *	10/1969	Richards	.....	D14/155
D514,311	S *	2/2006	Cetera	.....	D3/215
D560,538	S *	1/2008	Yuengling	.....	D11/81
D571,346	S *	6/2008	Knoll et al.	.....	D14/155

**1 Claim, 2 Drawing Sheets**



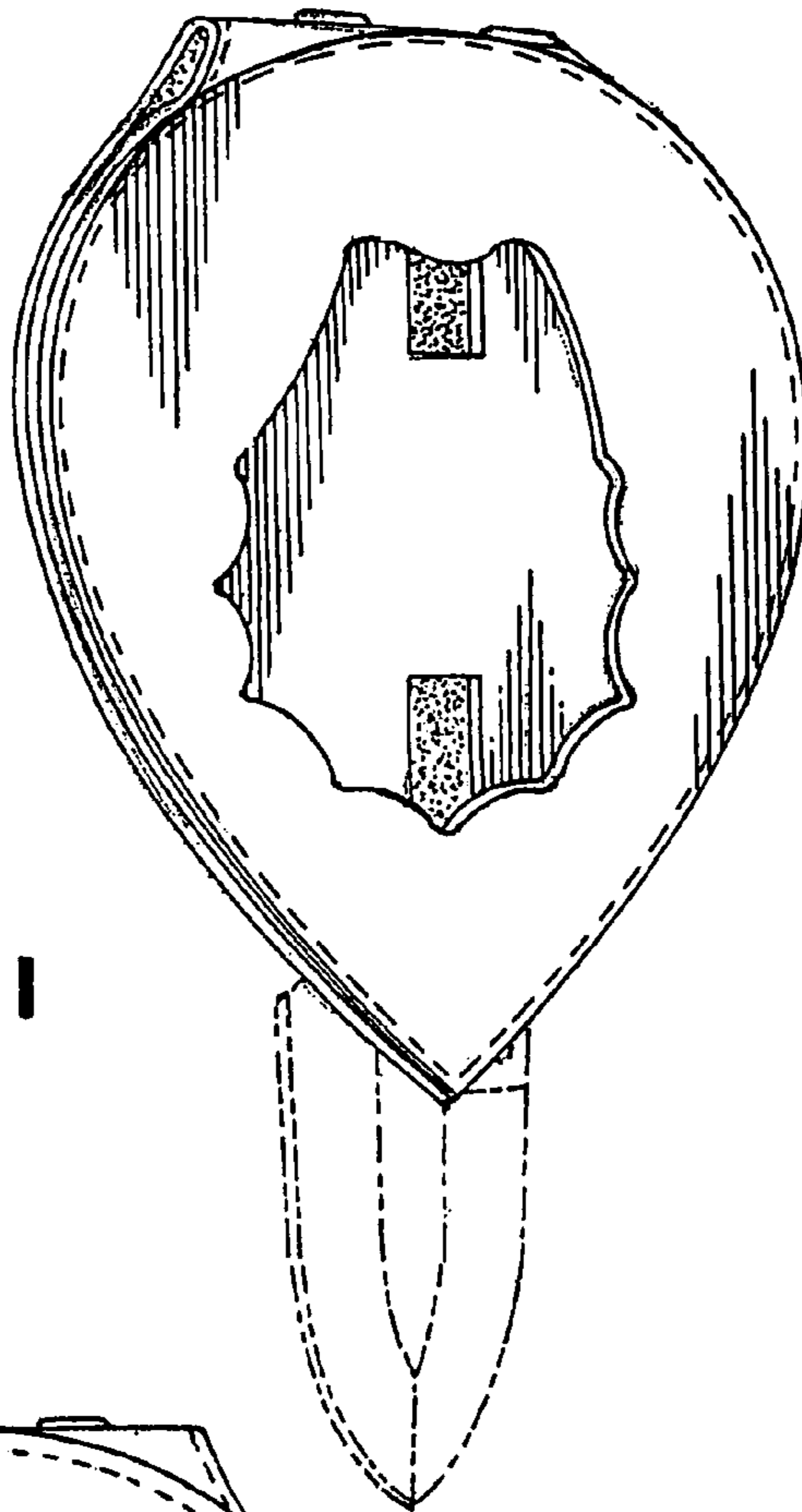


FIG. 1

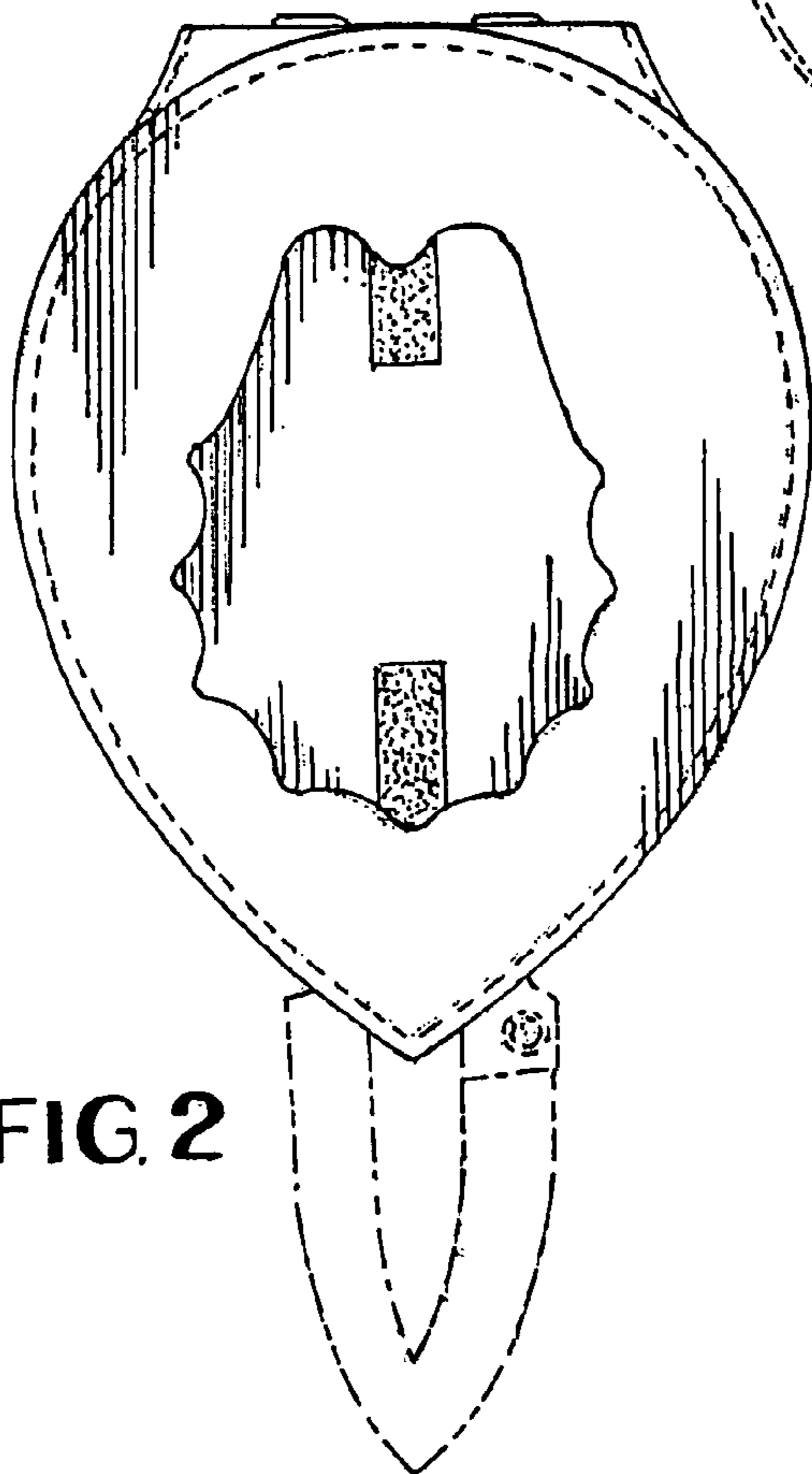


FIG. 2

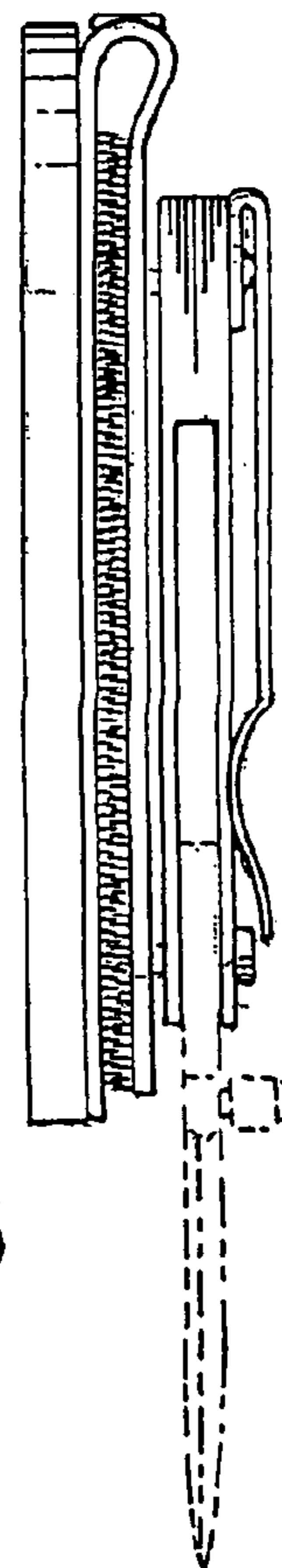


FIG. 3

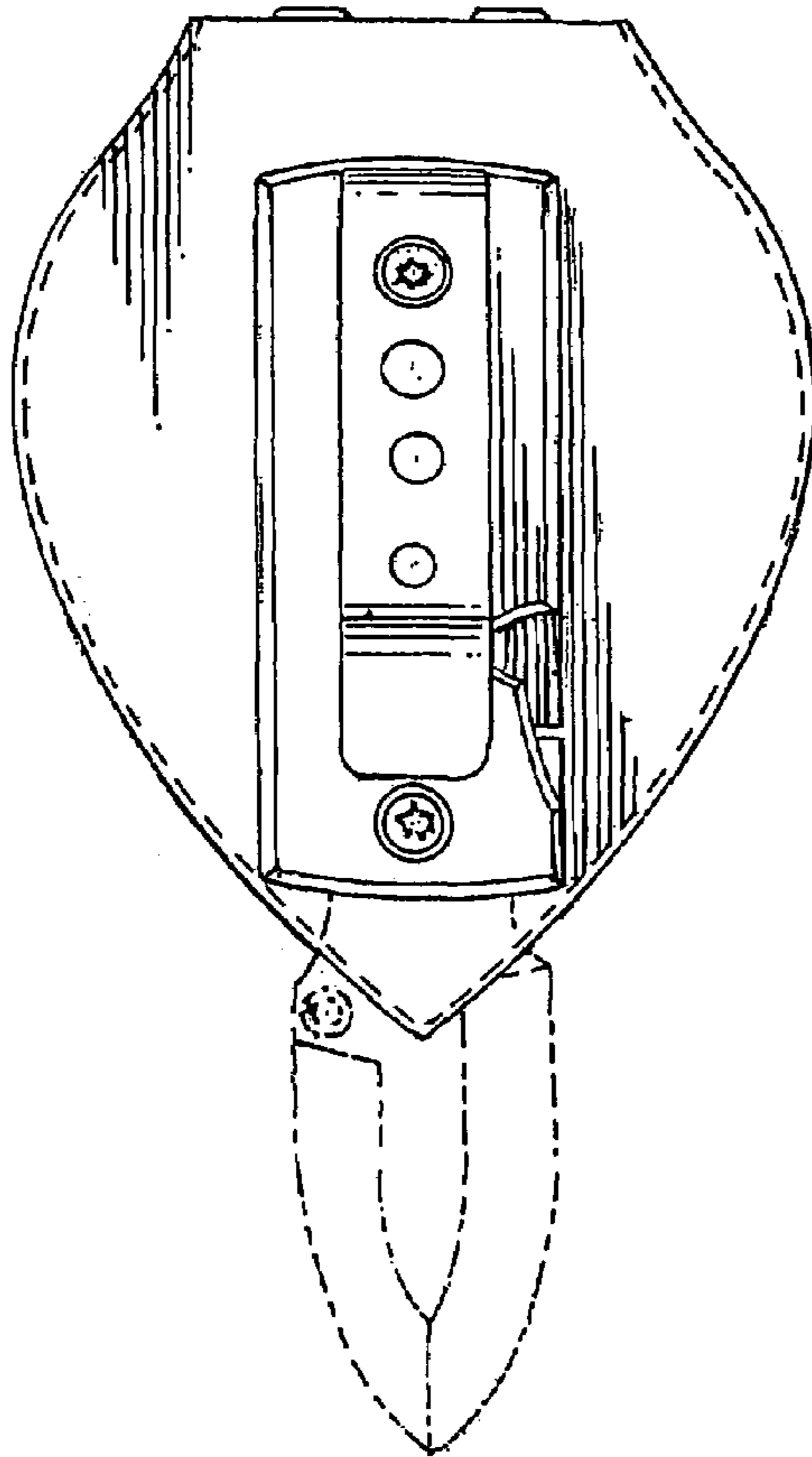


FIG. 4

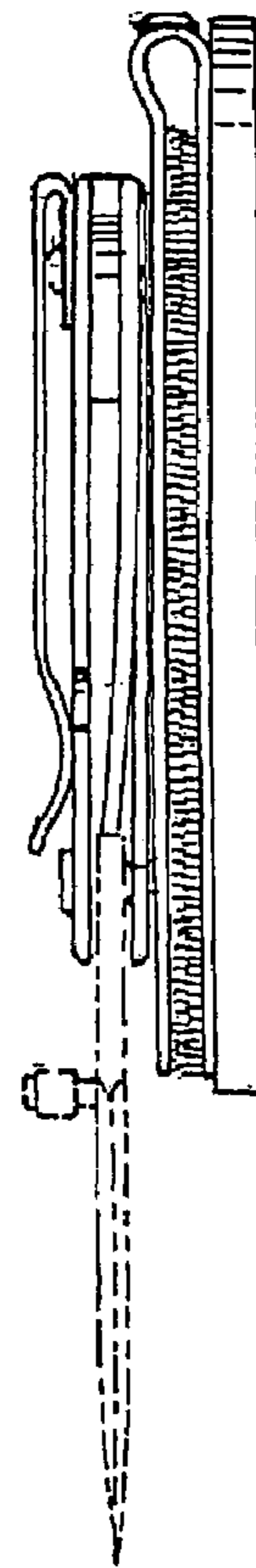


FIG. 5

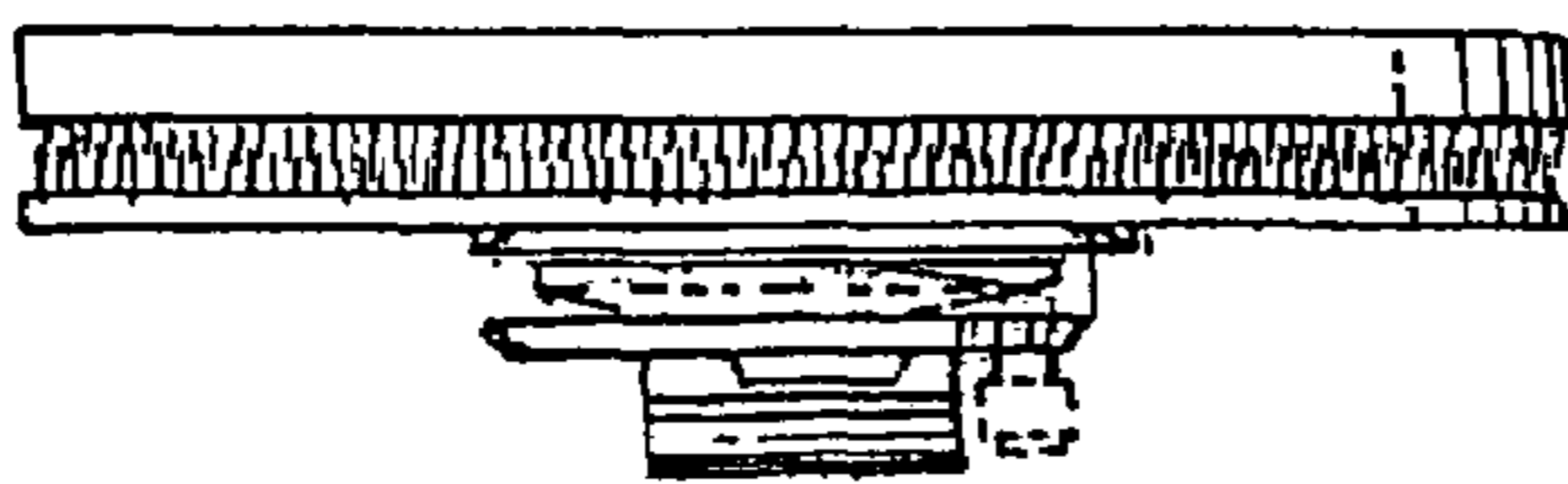


FIG. 6




FIG. 7