



US00D591581S

(12) **United States Design Patent**  
**Lee**

(10) **Patent No.:** **US D591,581 S**

(45) **Date of Patent:** **\*\* May 5, 2009**

(54) **LETTER OPENER**

(76) Inventor: **Doug Lee**, 480 Cloverleaf Dr., Baldwin Park, CA (US) 91706-6504

(\*\*) Term: **14 Years**

(21) Appl. No.: **29/271,310**

(22) Filed: **Jan. 16, 2007**

(51) **LOC (9) Cl.** ..... **08-03**

(52) **U.S. Cl.** ..... **D8/103**

(58) **Field of Classification Search** ..... D8/107,  
D8/102, 104, 48, 99, 98, 41; D19/65; 30/DIG. 3,  
30/294, 280; 254/28; 7/160; 16/DIG. 24;  
606/170

See application file for complete search history.

(56) **References Cited**

**U.S. PATENT DOCUMENTS**

D329,584 S *	9/1992	Shevin et al.	.....	D8/102
D329,798 S *	9/1992	Kramer et al.	.....	D8/102
D341,307 S *	11/1993	Lage et al.	.....	D8/103
D350,770 S *	9/1994	Carney et al.	.....	D19/36
D355,108 S *	2/1995	Lage et al.	.....	D8/103
D355,346 S *	2/1995	Schmidt	.....	D8/103
D380,366 S *	7/1997	Schmidt	.....	D8/103
D488,698 S *	4/2004	Moore	.....	D8/102
6,880,250 B1 *	4/2005	Tamez	.....	30/293

D543,824 S \* 6/2007 Lee ..... D8/104

\* cited by examiner

*Primary Examiner*—Cathron C. Brooks

*Assistant Examiner*—Austin Murphy

(74) *Attorney, Agent, or Firm*—Roland Tong

(57) **CLAIM**

The ornamental design for a letter opener, as shown and described.

**DESCRIPTION**

FIG. 1 is a perspective view of the letter opener of the present invention.

FIG. 2 is a front elevational view of the letter opener shown in FIG. 1.

FIG. 3 is a rear elevational view of the letter opener shown in FIG. 1.

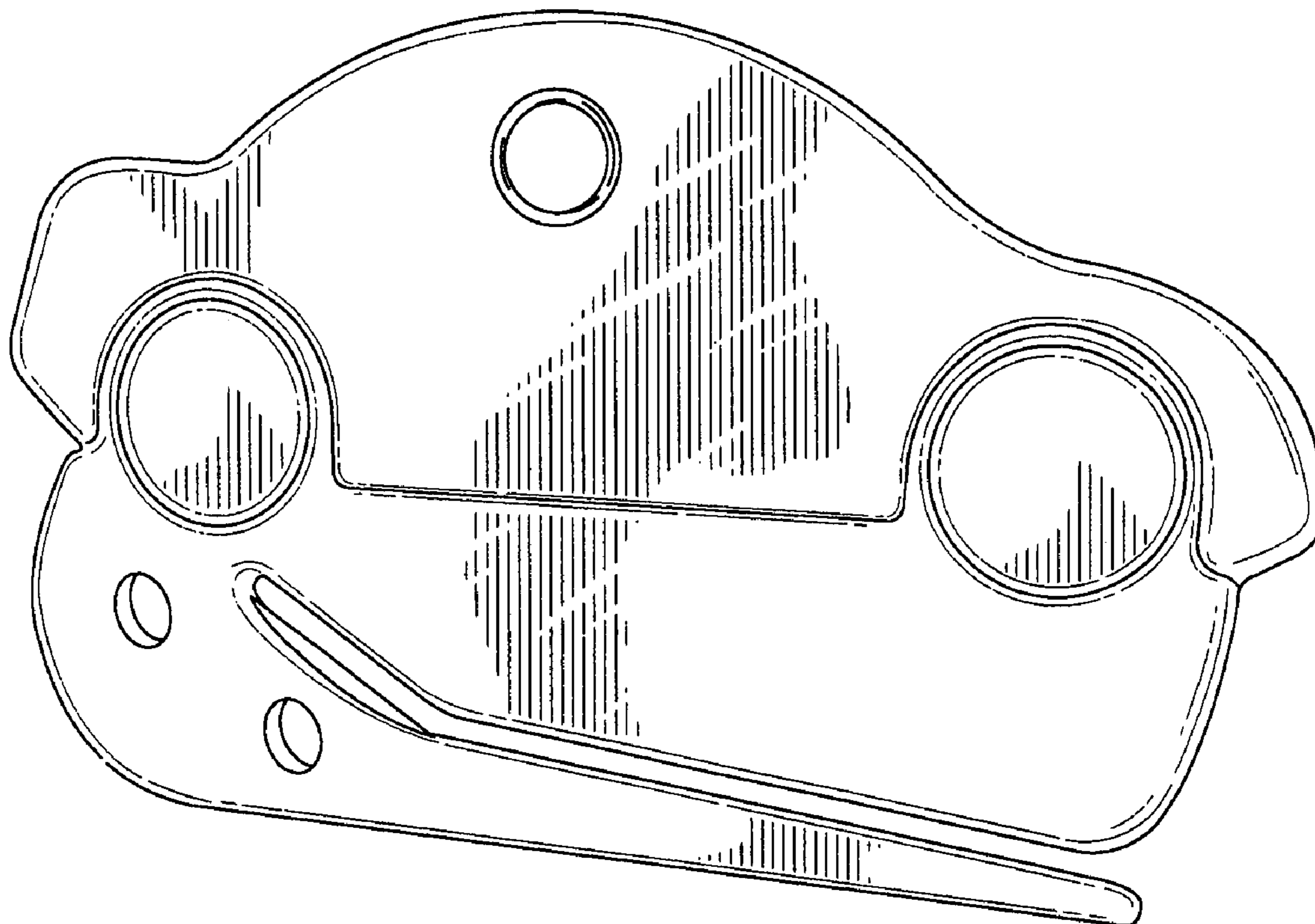
FIG. 4 is a bottom plan view of the letter opener shown in FIG. 1.

FIG. 5 is a top plan view of the letter opener shown in FIG. 1.

FIG. 6 is a left side view of the letter opener shown in FIG. 1; and,

FIG. 7 is a right side view of the letter opener shown in FIG. 1.

**1 Claim, 5 Drawing Sheets**



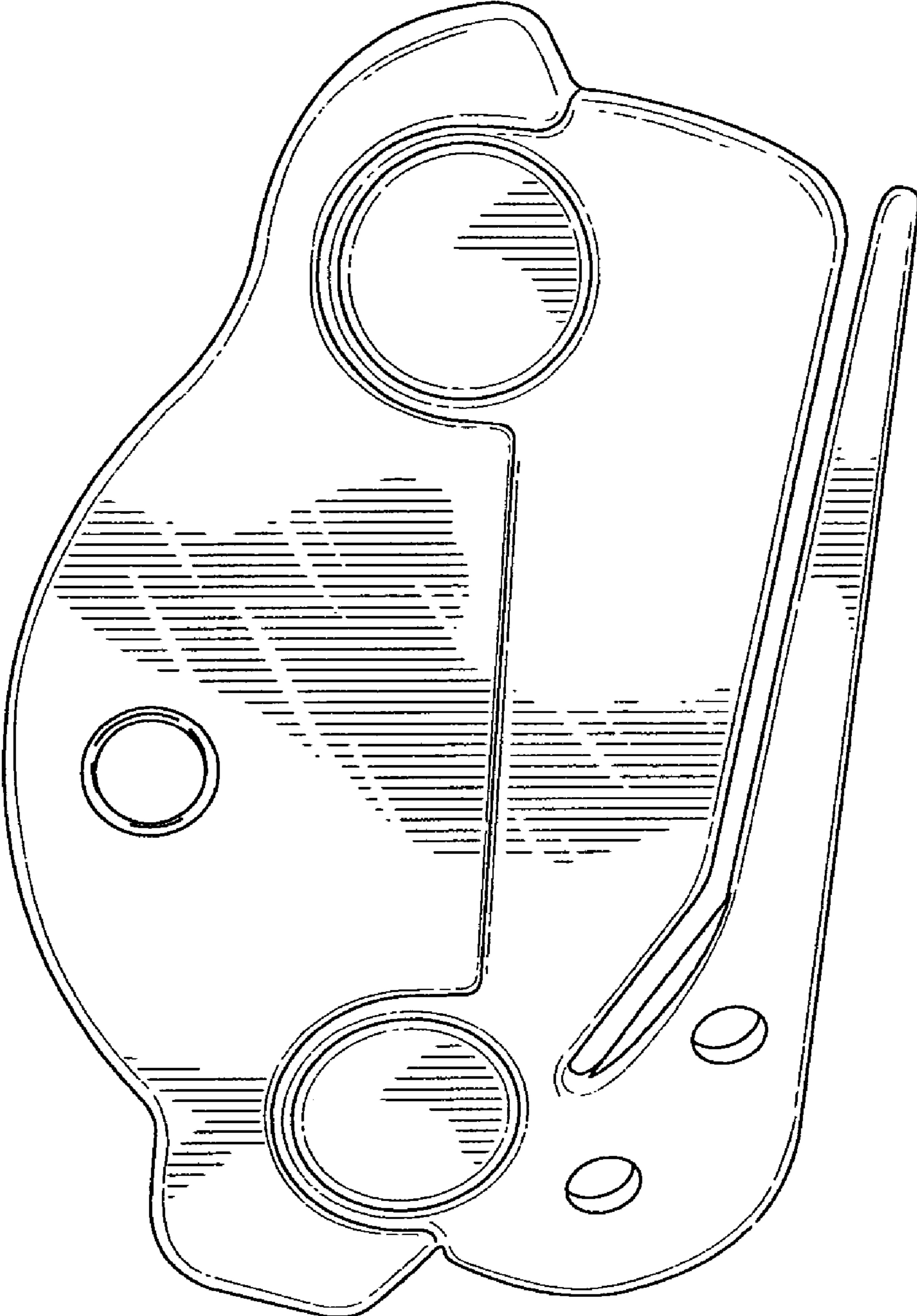


FIG. 1

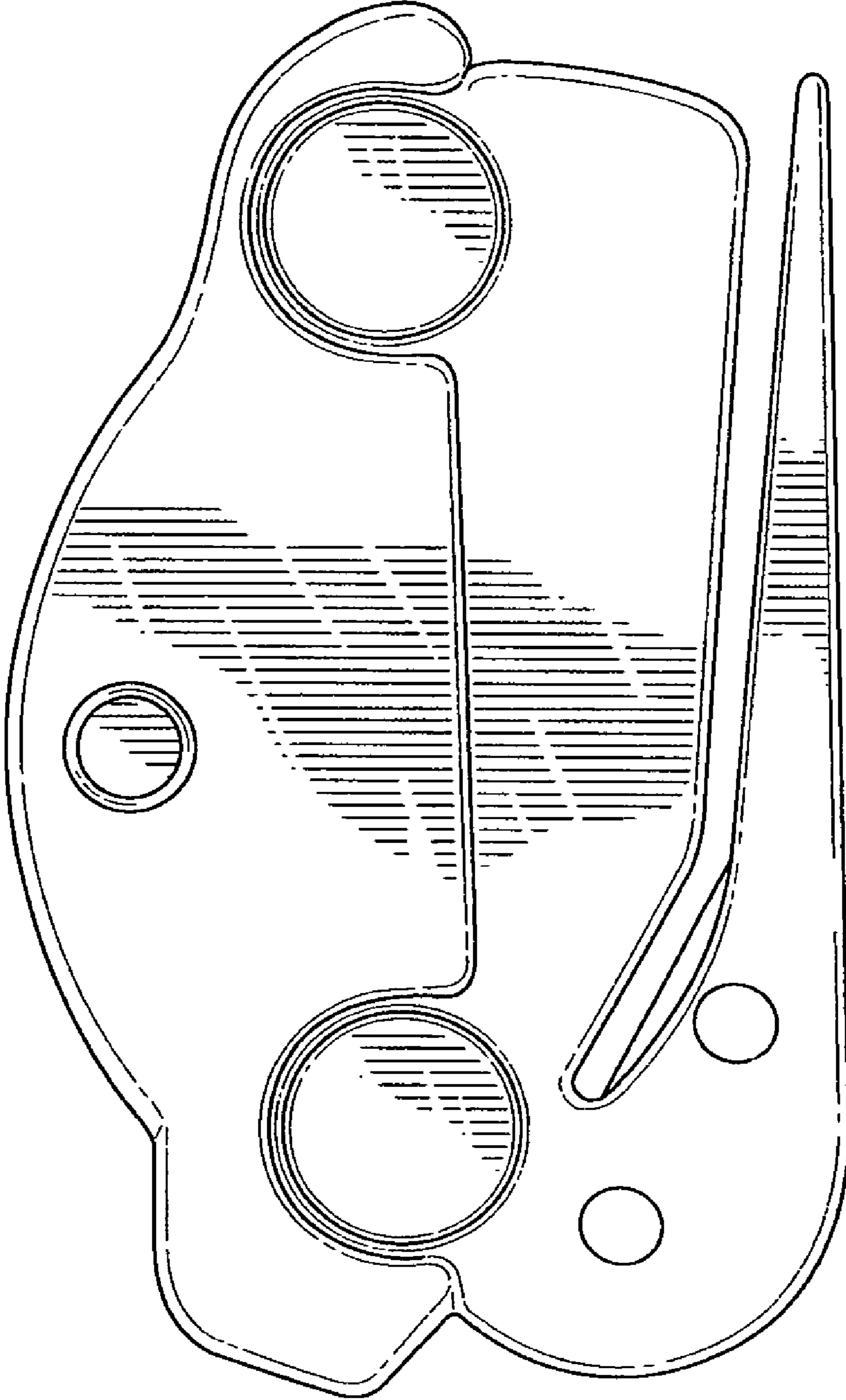
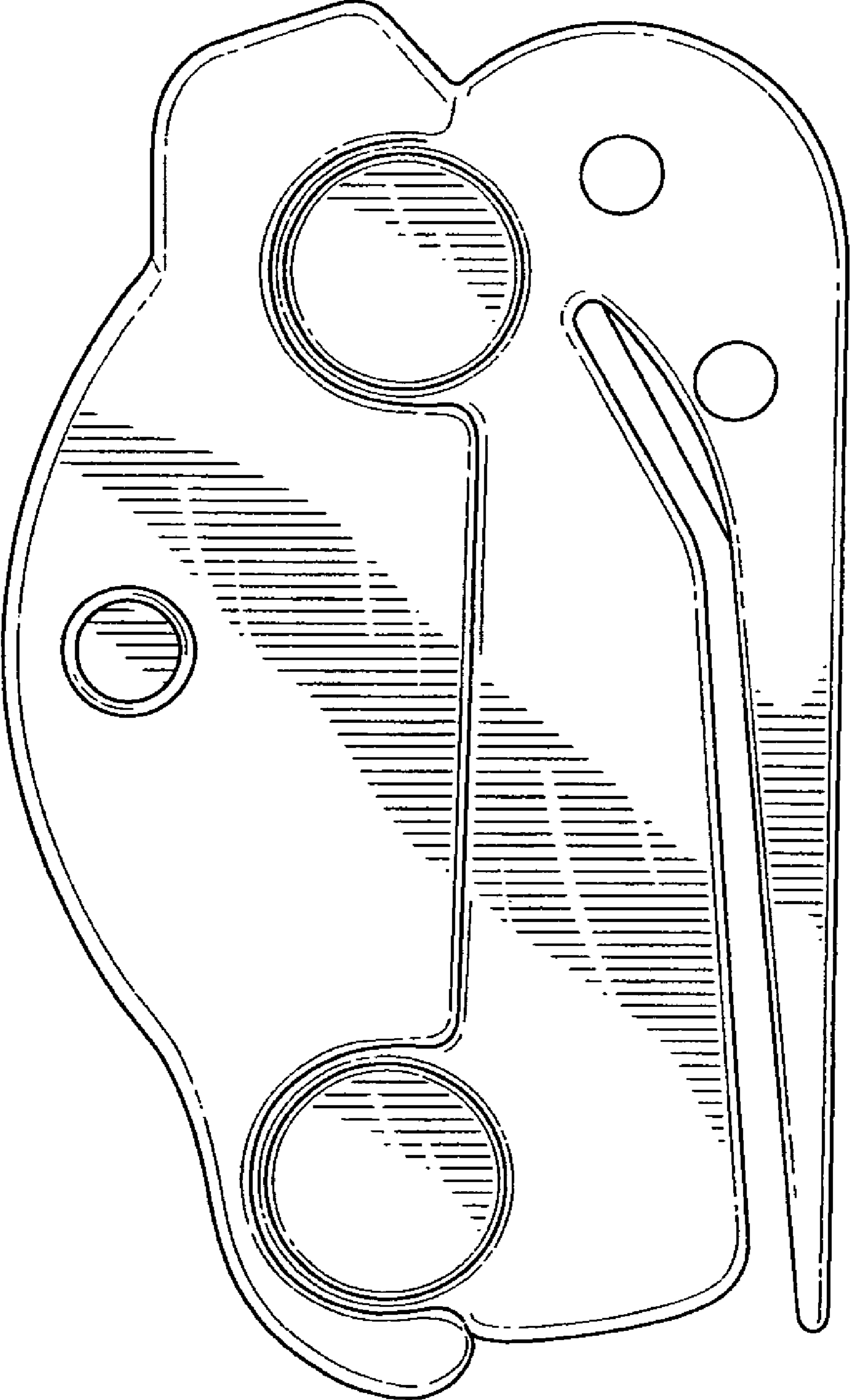


FIG. 2



**FIG. 3**

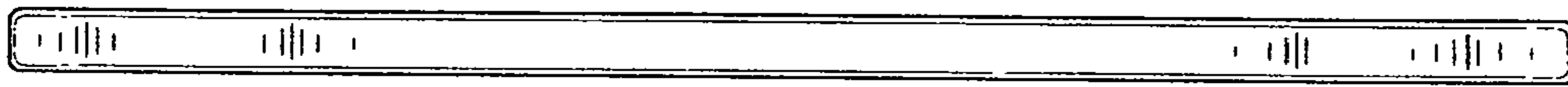


FIG. 5

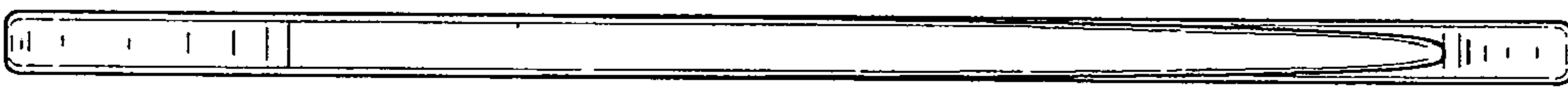


FIG. 4



**FIG. 7**



**FIG. 6**