



US00D591557S

(12) **United States Design Patent**
Bodum

(10) **Patent No.:** **US D591,557 S**

(45) **Date of Patent:** **** May 5, 2009**

(54) **GRIP FOR BEVERAGE CONTAINERS SUCH AS A GLASSES OR JUGS**

(75) Inventor: **Jørgen Bodum**, Meggen (CH)

(73) Assignee: **Pi-Design, AG**, Triengen (CH)

(**) Term: **14 Years**

(21) Appl. No.: **29/325,097**

(22) Filed: **Sep. 25, 2008**

(30) **Foreign Application Priority Data**

Apr. 25, 2008 (DK) DA 2008 00119

(51) **LOC (9) Cl.** **07-01**

(52) **U.S. Cl.** **D7/396.2; D7/387**

(58) **Field of Classification Search** D7/396.2,
D7/396.1, 387, 392.1, 624.1, 624.2, 604-608,
D7/619.1, 620, 622, 625; D11/164; 62/530,
62/371, 372; 211/70.1, 74; 220/737, 739,
220/903, 906, 4.03, 503, 531, 718, 62, 694,
220/703, 738; 248/309.1, 311.2; D6/309;
D23/194, 197, 262

See application file for complete search history.

(56) **References Cited**

U.S. PATENT DOCUMENTS

- 1,632,347 A * 6/1927 Pipkin 215/395
- 2,226,146 A * 12/1940 Smith 220/718
- 2,332,529 A * 10/1943 Reppert 174/21 JC
- 3,062,369 A * 11/1962 Guy et al. 206/525
- 3,307,374 A * 3/1967 Kirshbaum 63/1.11
- 3,477,285 A * 11/1969 Bird et al. 73/767
- 3,753,205 A * 8/1973 Tuger 439/192
- 3,915,534 A * 10/1975 Yonkers 439/95
- 3,999,825 A * 12/1976 Cannon 439/192
- 4,008,937 A * 2/1977 Filippi 439/192

- 5,281,878 A * 1/1994 Schaeffer 310/91
- 5,609,713 A * 3/1997 Kime et al. 156/304.2
- D390,150 S * 2/1998 Wein D11/37
- D393,778 S * 4/1998 Ochs, Sr. D7/606
- 5,820,016 A * 10/1998 Stropkay 229/403
- 6,182,855 B1 * 2/2001 Alpert 220/739
- D452,949 S * 1/2002 Wang D6/509
- 6,814,253 B2 * 11/2004 Wong 220/739
- 6,814,523 B1 * 11/2004 Nilsson 403/305
- 6,880,859 B2 * 4/2005 Breay et al. 285/1
- D532,331 S * 11/2006 Jang et al. D11/26
- D557,167 S * 12/2007 Gruosi-Scheufele D11/26
- 2002/0128710 A1 * 9/2002 Eggleston 623/6.22

* cited by examiner

Primary Examiner—Robert M Spear

Assistant Examiner—Cynthia Underwood

(74) *Attorney, Agent, or Firm*—Cowan, Liebowitz & Latman, PC

(57) **CLAIM**

The ornamental design for a grip for beverage containers such as glasses or jugs, as shown and described.

DESCRIPTION

FIG. 1 is a perspective view of the grip for beverage containers such as glasses or jugs showing my design thereof;

FIG. 2 is a front view thereof;

FIG. 3 is a back view thereof;

FIG. 4 is a right side view thereof;


FIG. 5 is a left side view thereof;

FIG. 6 is a top view thereof;

FIG. 7 is a bottom view thereof; and,

FIG. 8 is a sectional view thereof taken along line 8—8 of FIG. 6.

1 Claim, 8 Drawing Sheets






FIG. 1

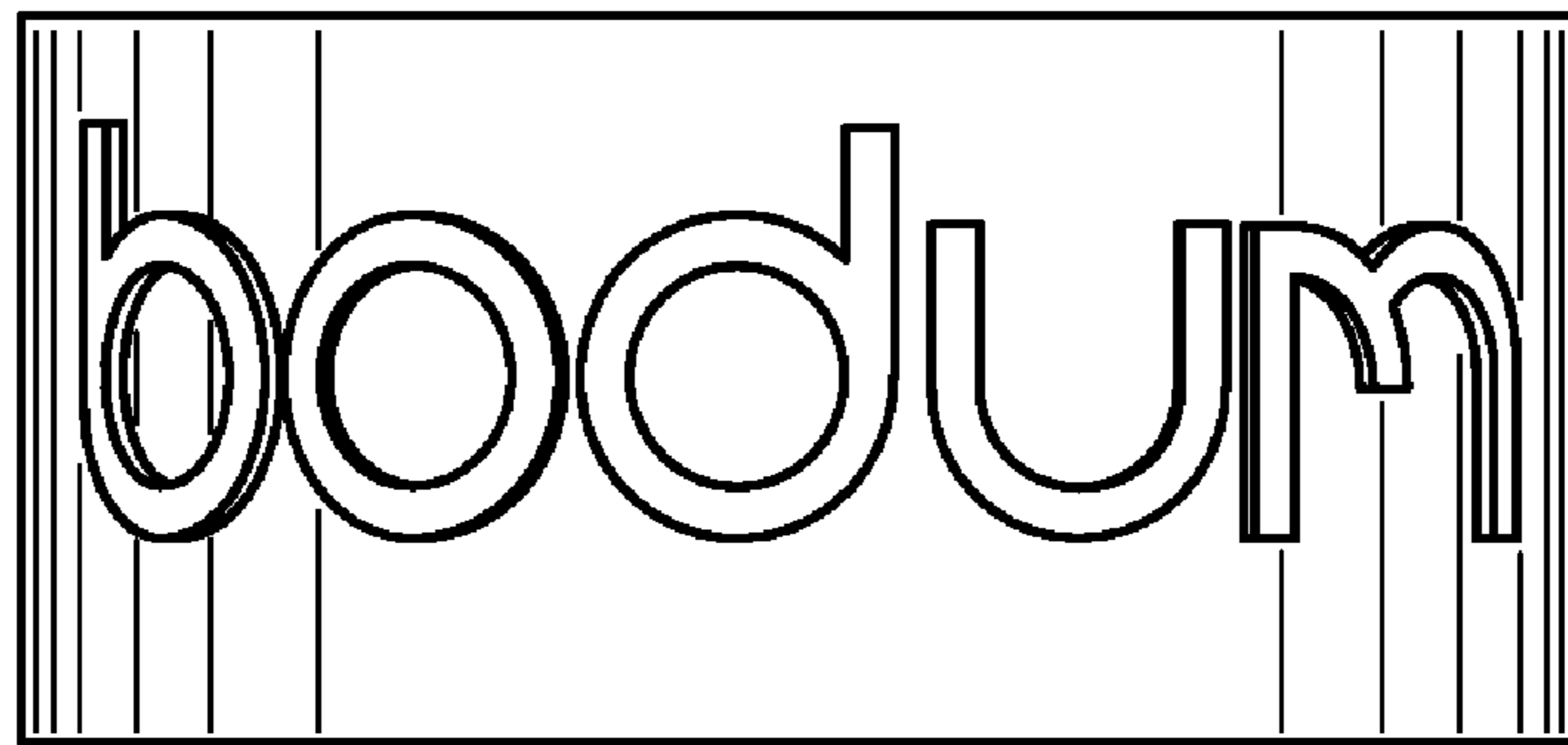


FIG. 2

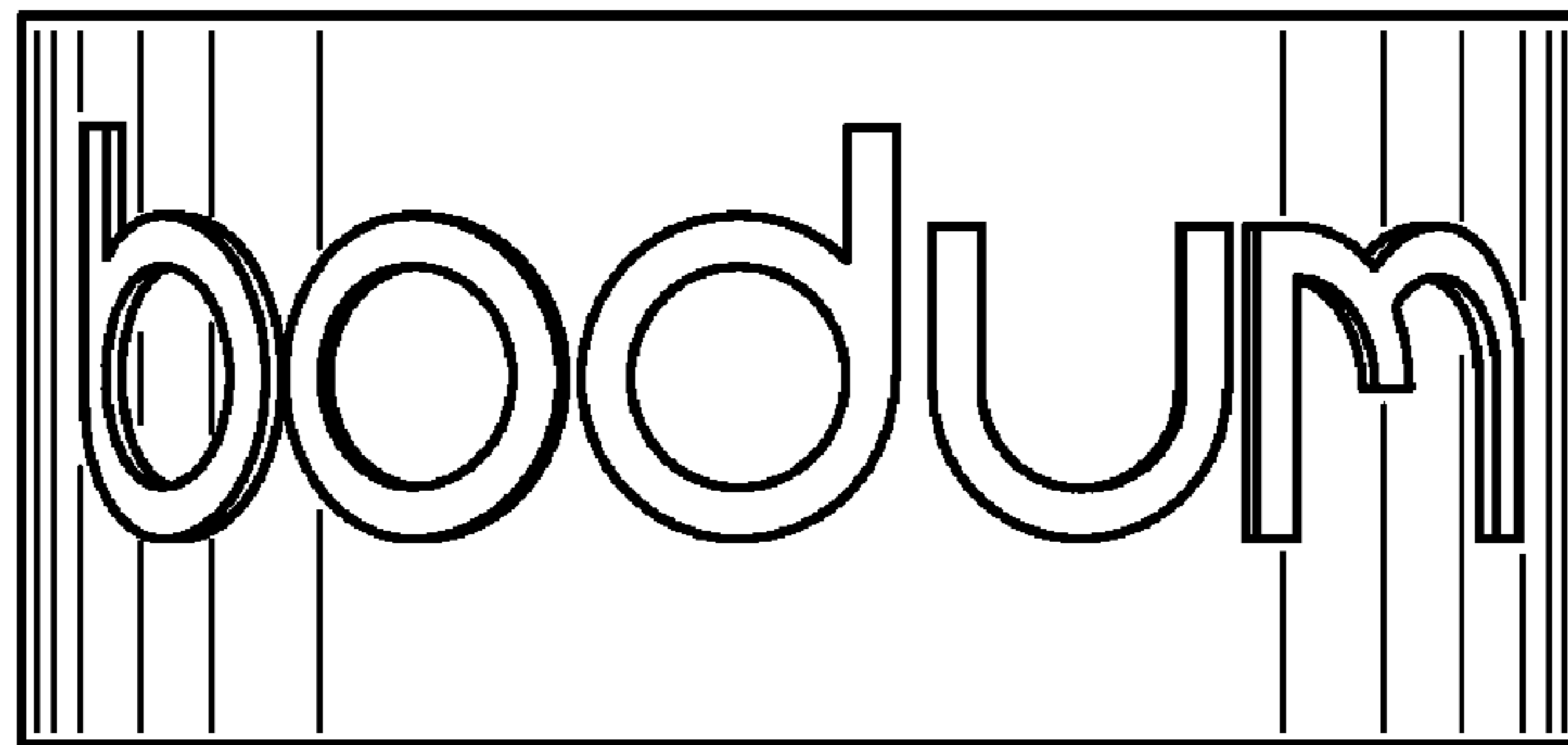


FIG. 3

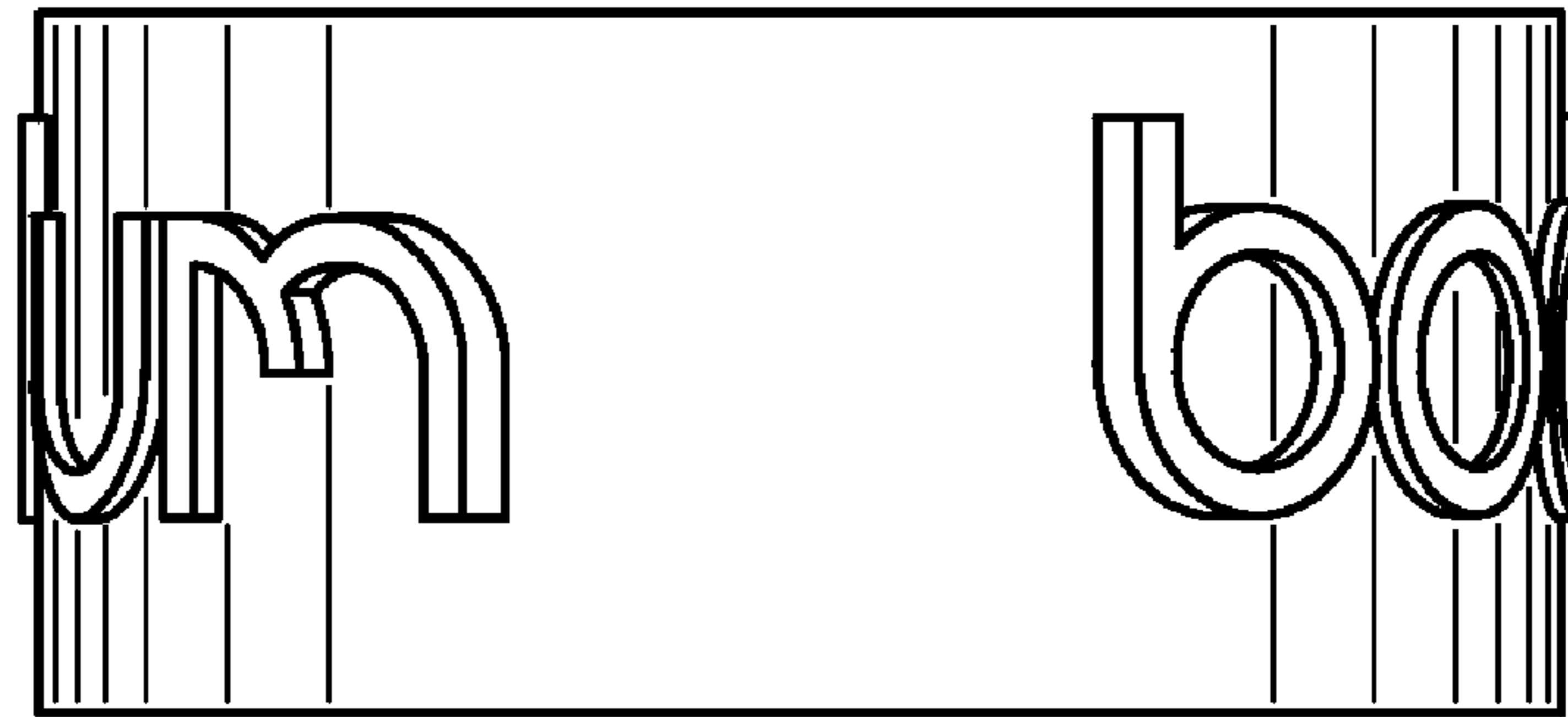


FIG. 4

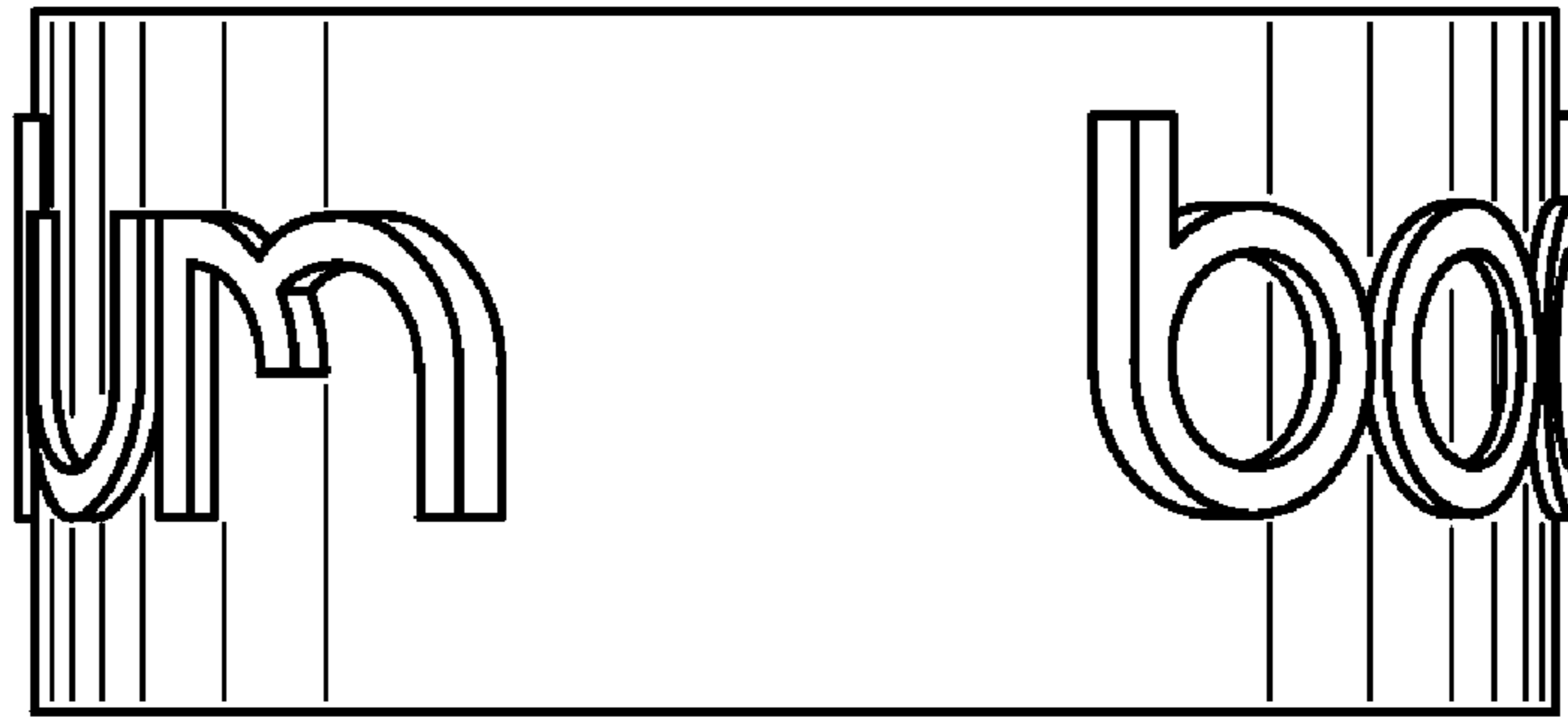


FIG. 5

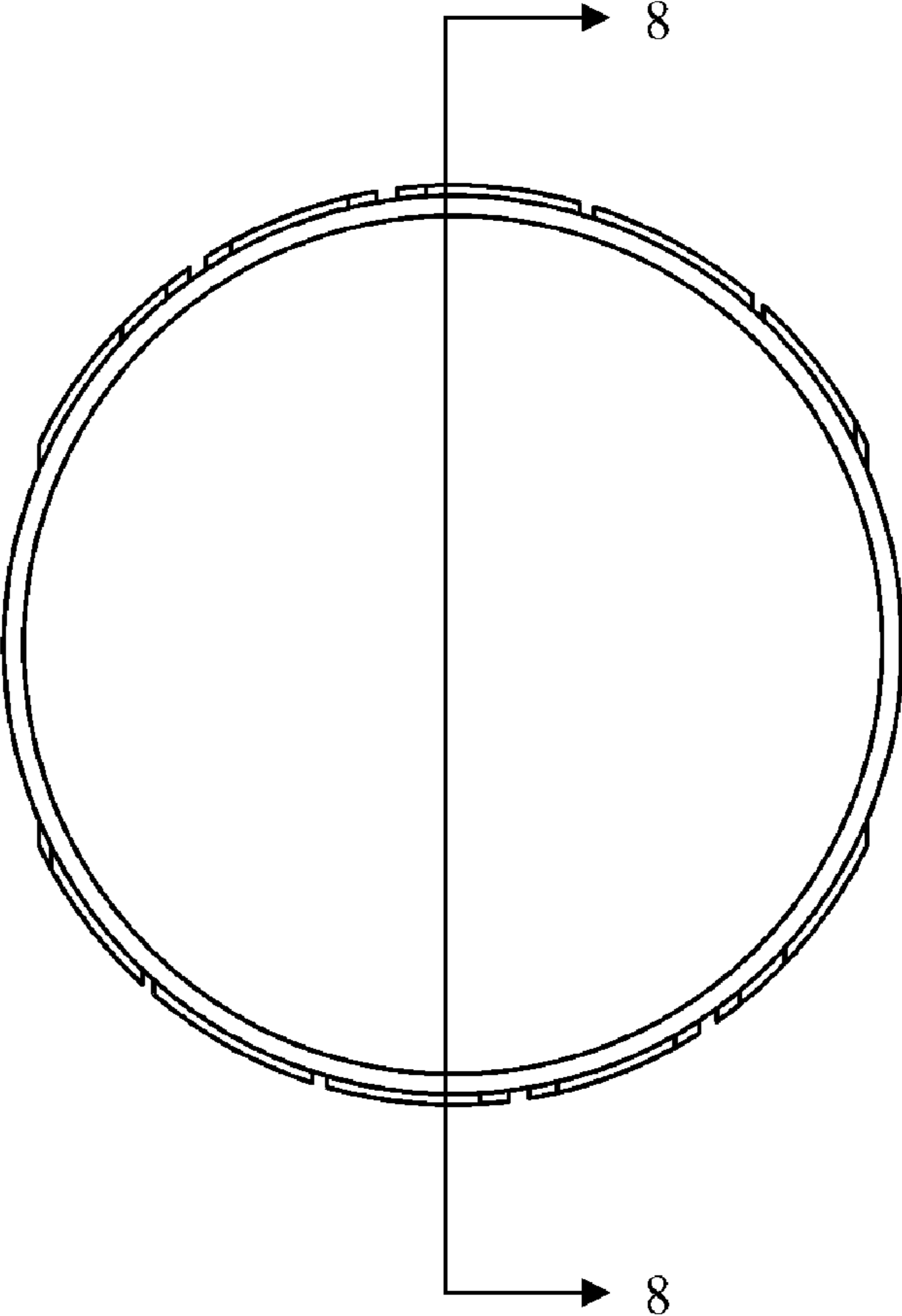


FIG. 6

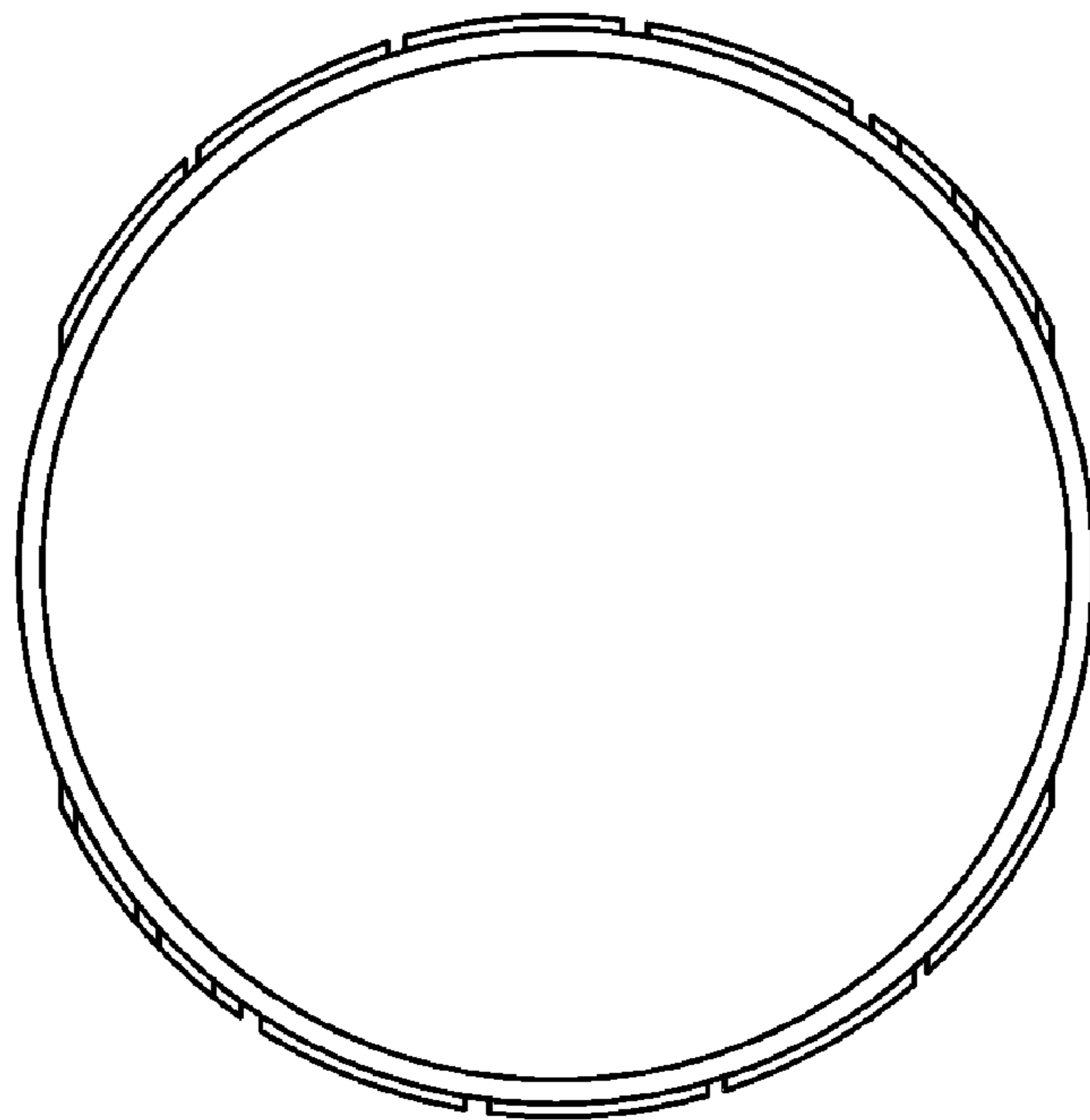


FIG. 7




FIG. 8