

US00D591552S

(12) **United States Design Patent**
Courington et al.

(10) **Patent No.:** **US D591,552 S**

(45) **Date of Patent:** **** May 5, 2009**

(54) **CAKE PAN**

(75) Inventors: **Jennifer Courington**, Woodridge, IL (US); **Louis Henry**, Woodridge, IL (US); **Christopher Mellen**, Woodridge, IL (US)

(73) Assignee: **Wilton Industries, Inc.**, Woodridge, IL (US)

(**) Term: **14 Years**

(21) Appl. No.: **29/321,635**

(22) Filed: **Jul. 21, 2008**

Related U.S. Application Data

(63) Continuation of application No. 29/283,326, filed on Aug. 10, 2007, now Pat. No. Des. 575,097.

(51) **LOC (9) Cl.** **07-02**

(52) **U.S. Cl.** **D7/357**

(58) **Field of Classification Search** D7/323, D7/354-361, 392.1, 393, 396.1, 407, 412, D7/505, 513, 540-549, 550.1, 551.1, 552.1, D7/553.1, 553.4-553.8, 555, 584, 602, 698; D9/414, 420-432, 456, 757; D11/143; D30/133; 99/324, 339, 422, 426, 446, 448; 220/4.21, 220/23.2-23.8, 309.1, 367.1, 376-377, 573.1-573.4, 220/574, 601-602, 610, 629, 669, 672-675, 220/912; 249/66.1, 117, 122-124, 127, 155-156, 249/160

See application file for complete search history.

(56) **References Cited**

U.S. PATENT DOCUMENTS

1,496,989 A 6/1924 Kidney

D115,946 S *	8/1939	Wiley	D7/407
D248,208 S *	6/1978	Miller	D7/357
D261,465 S *	10/1981	Minchew	D7/555
D348,796 S *	7/1994	Davis et al.	D7/357
D352,206 S *	11/1994	Davis	D7/357
D400,402 S *	11/1998	Petkovich, Jr.	D7/549
D436,803 S	1/2001	Addison		
D472,426 S	4/2003	Premji		
D565,254 S *	3/2008	Modi et al.	D30/133
D575,097 S *	8/2008	Courington et al.	D7/357
D577,951 S *	10/2008	Courington et al.	D7/357

* cited by examiner

Primary Examiner—Caron Veynar

Assistant Examiner—Ricky Pham

(74) *Attorney, Agent, or Firm*—McGuireWoods LLP

(57) **CLAIM**

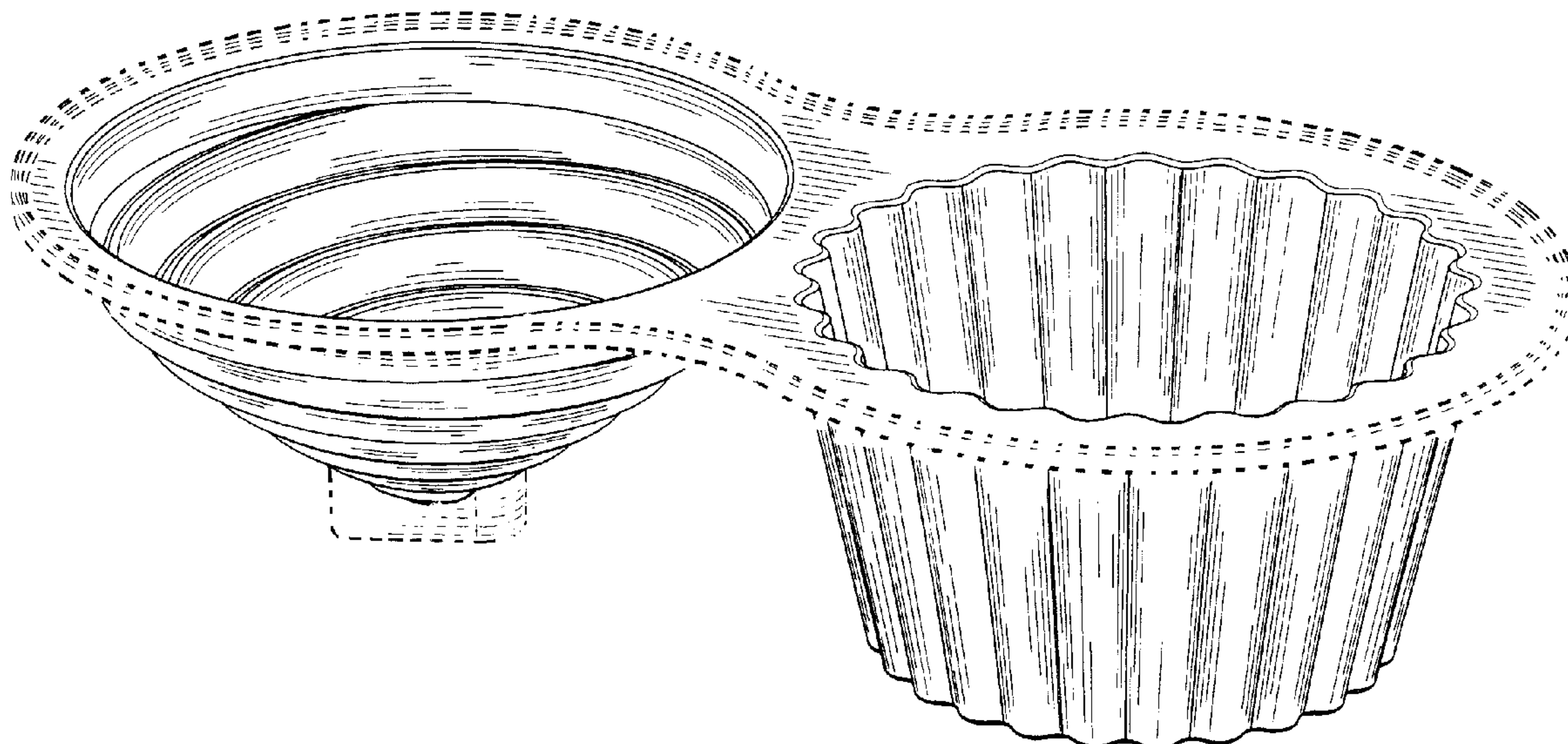
The ornamental design for a cake pan, as shown and described.

DESCRIPTION

FIG. 1 is a perspective view of the cake pan;
FIG. 2 is a front elevational view of the cake pan;
FIG. 3 is a rear elevational view of the cake pan;
FIG. 4 is a left side elevational view of the cake pan;
FIG. 5 is a right side elevational view of the cake pan;
FIG. 6 is a top plan view of the cake pan; and,
FIG. 7 is a bottom plan view of the cake pan.

The subject matter shown in dashed lines, and any surfaces of the design not shown, including interior surfaces, form no part of the claimed invention.

1 Claim, 6 Drawing Sheets



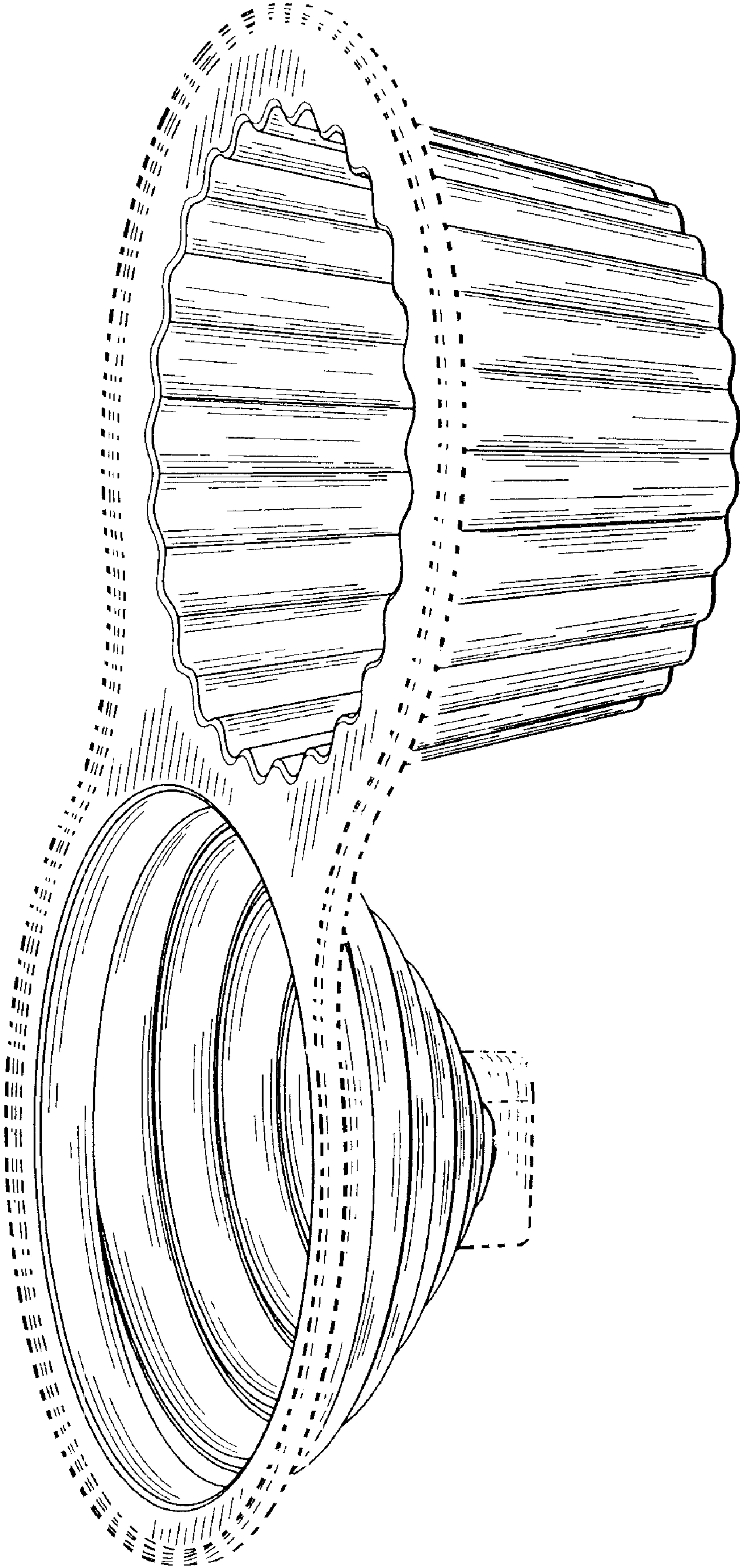


FIG. 1

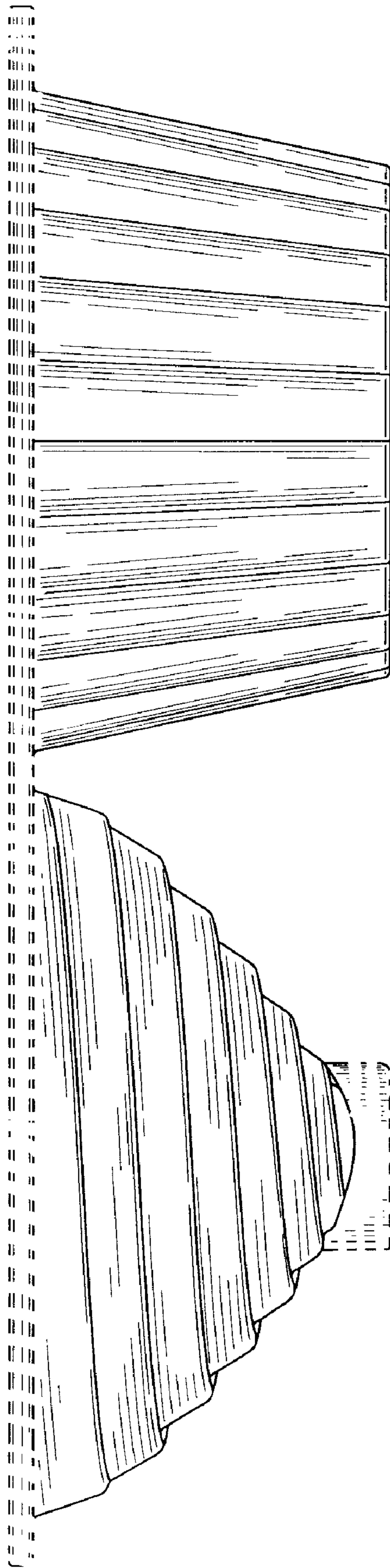


FIG. 2

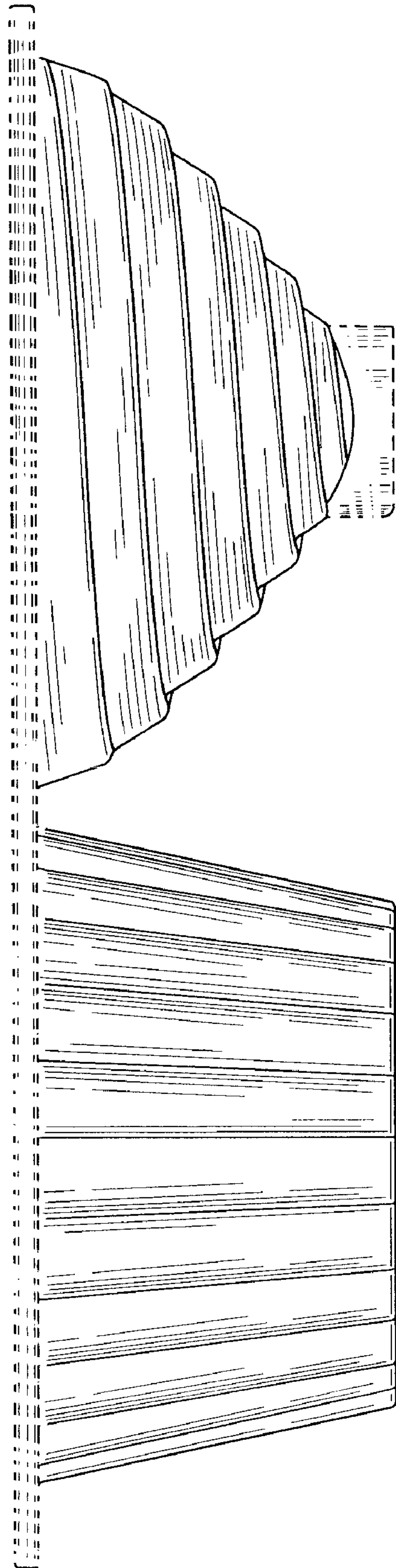


FIG. 3

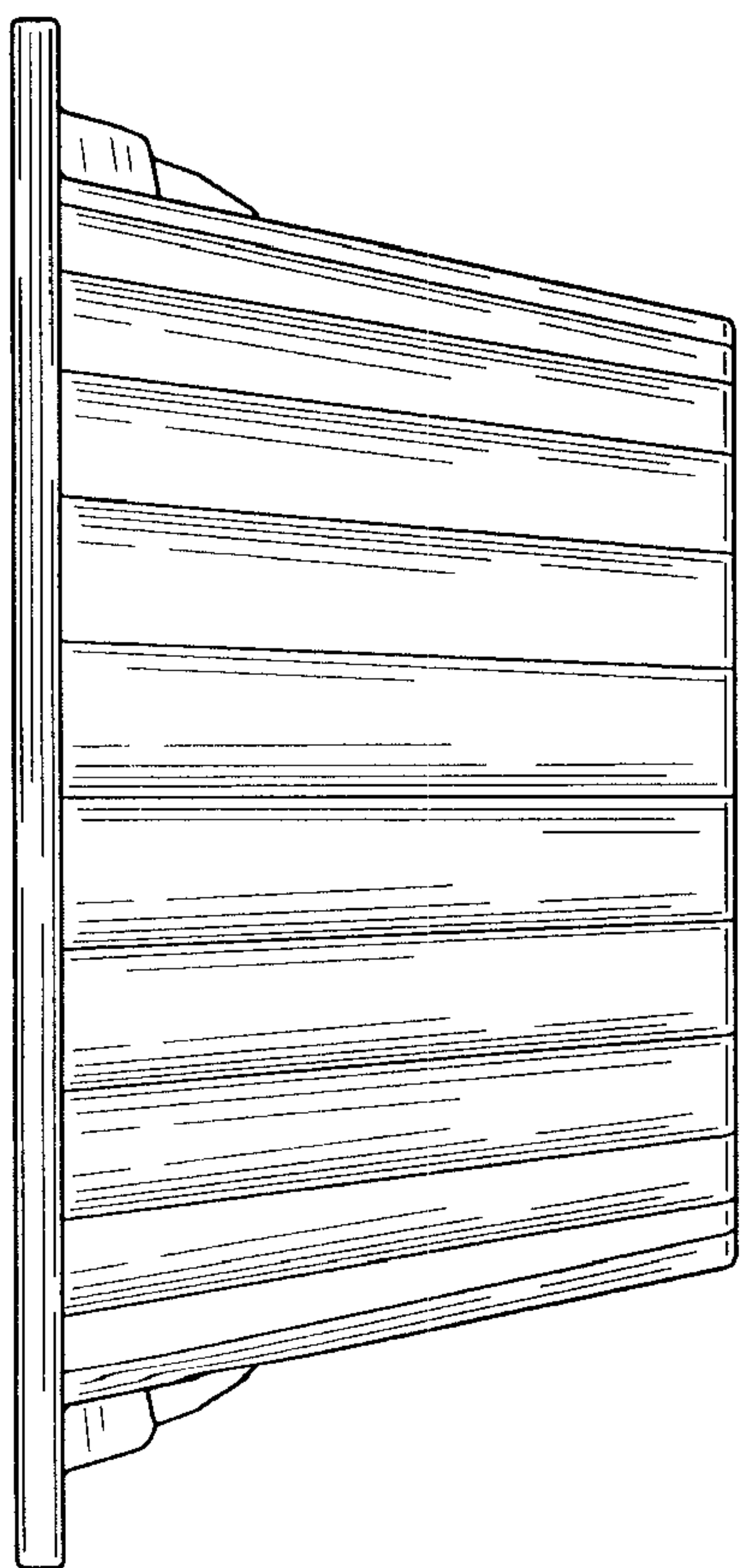


FIG. 4




FIG. 5

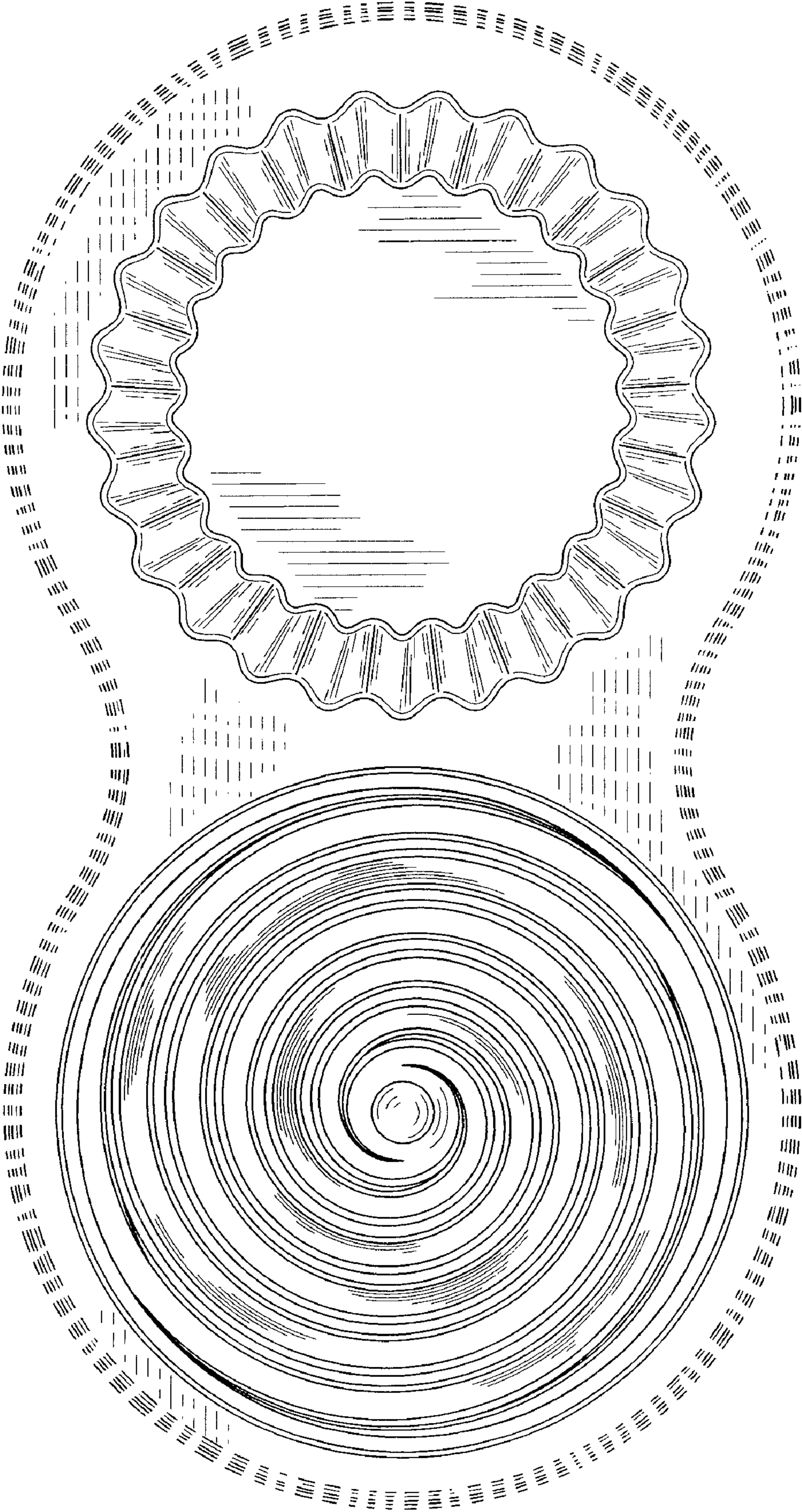


FIG. 6

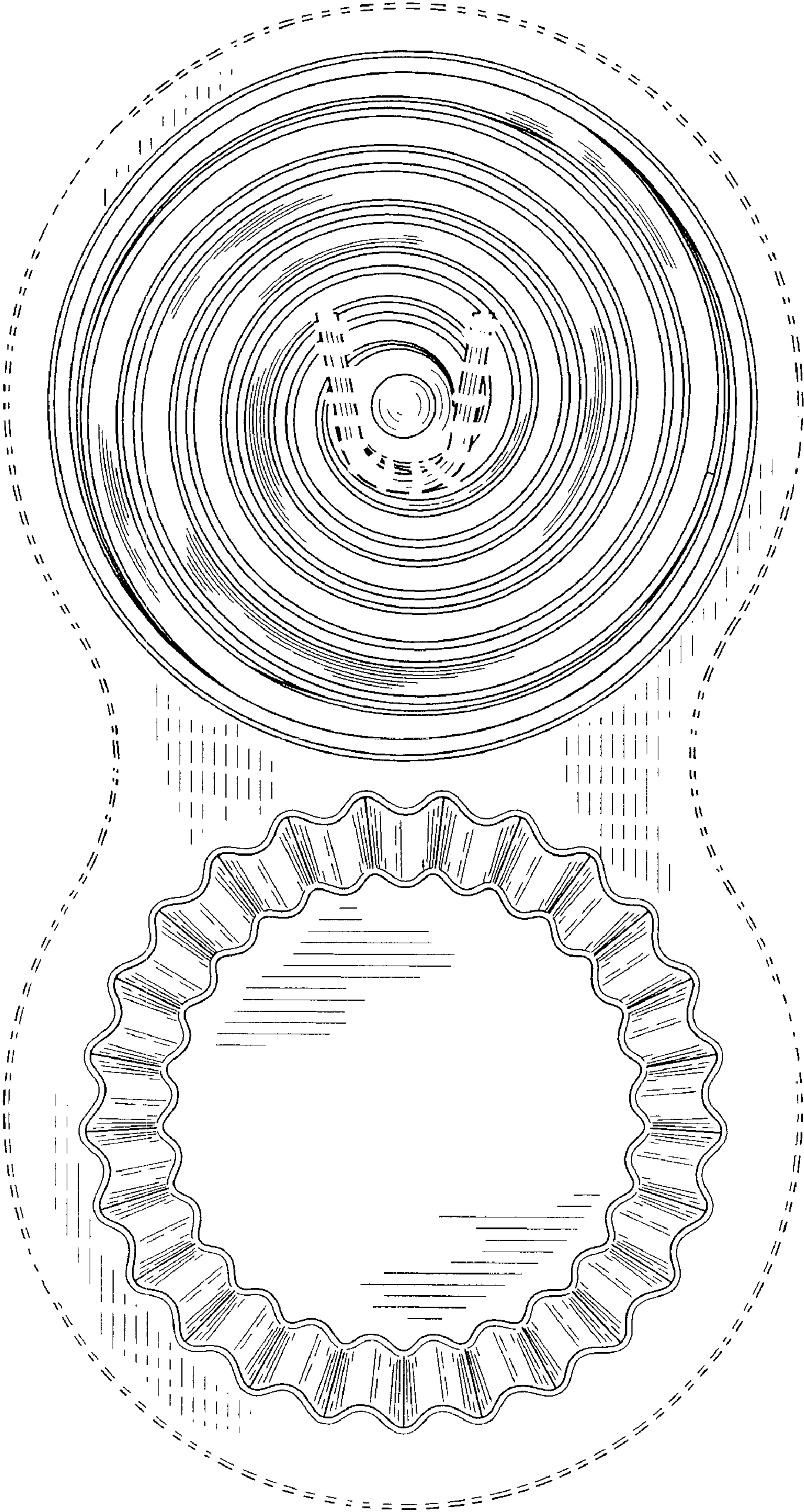


FIG. 7