



US00D591542S

(12) **United States Design Patent**
Chen

(10) **Patent No.:** **US D591,542 S**

(45) **Date of Patent:** **** May 5, 2009**

(54) **POST FOR BATH ACCESSORY**

D569,147 S * 5/2008 Gilbert D6/524
D569,670 S * 5/2008 Chen D6/550

(76) Inventor: **Lien-Fu Chen**, No. 11, Lane 66, Fu
Dong Street, Fu Shan Li, Chung Hua
City (TW)

* cited by examiner

Primary Examiner—Brian N Vinson

(**) Term: **14 Years**

(57) **CLAIM**

(21) Appl. No.: **29/300,887**

The ornamental design for a post for bath accessory, as shown
and described herein.

(22) Filed: **May 27, 2008**

DESCRIPTION

(51) **LOC (9) Cl.** **23-02**

(52) **U.S. Cl.** **D6/524**

(58) **Field of Classification Search** D6/546–550,
D6/518–524; D8/300, 303, 315–321, 349,
D8/354, 363, 373, 380; 108/28–29; 248/175,
248/176.1, 251, 302, 309.1; 16/110.1, 412,
16/415; 242/570, 590, 595–598; 211/13.1,
211/16, 60.1, 100, 86.01, 87.01, 88.01, 88.04,
211/105.1–105.2, 123, 182, 181.1
See application file for complete search history.

FIG. 1 is a perspective view, taken from the front, top, and
right side of a post for bath accessory showing my new
design;

FIG. 2 is a front elevational view thereof;

FIG. 3 is a rear front elevational view thereof, the phantom
lines showing the post for illustrative purposes only and form-
ing no part of the claimed design;

FIG. 4 is a left side elevational view thereof, the phantom
lines showing the post for illustrative purposes only and form-
ing no part of the claimed design;

FIG. 5 is a right side elevational view thereof;

FIG. 6 is a top plan view thereof; and,


FIG. 7 is a bottom plan view thereof.

(56) **References Cited**

U.S. PATENT DOCUMENTS

D517,360 S * 3/2006 Chen D6/550
D520,791 S * 5/2006 Solowiej D6/550
D520,793 S * 5/2006 Gilbert D6/550
D565,335 S * 4/2008 Hoernig D6/524

1 Claim, 6 Drawing Sheets






FIG. 1

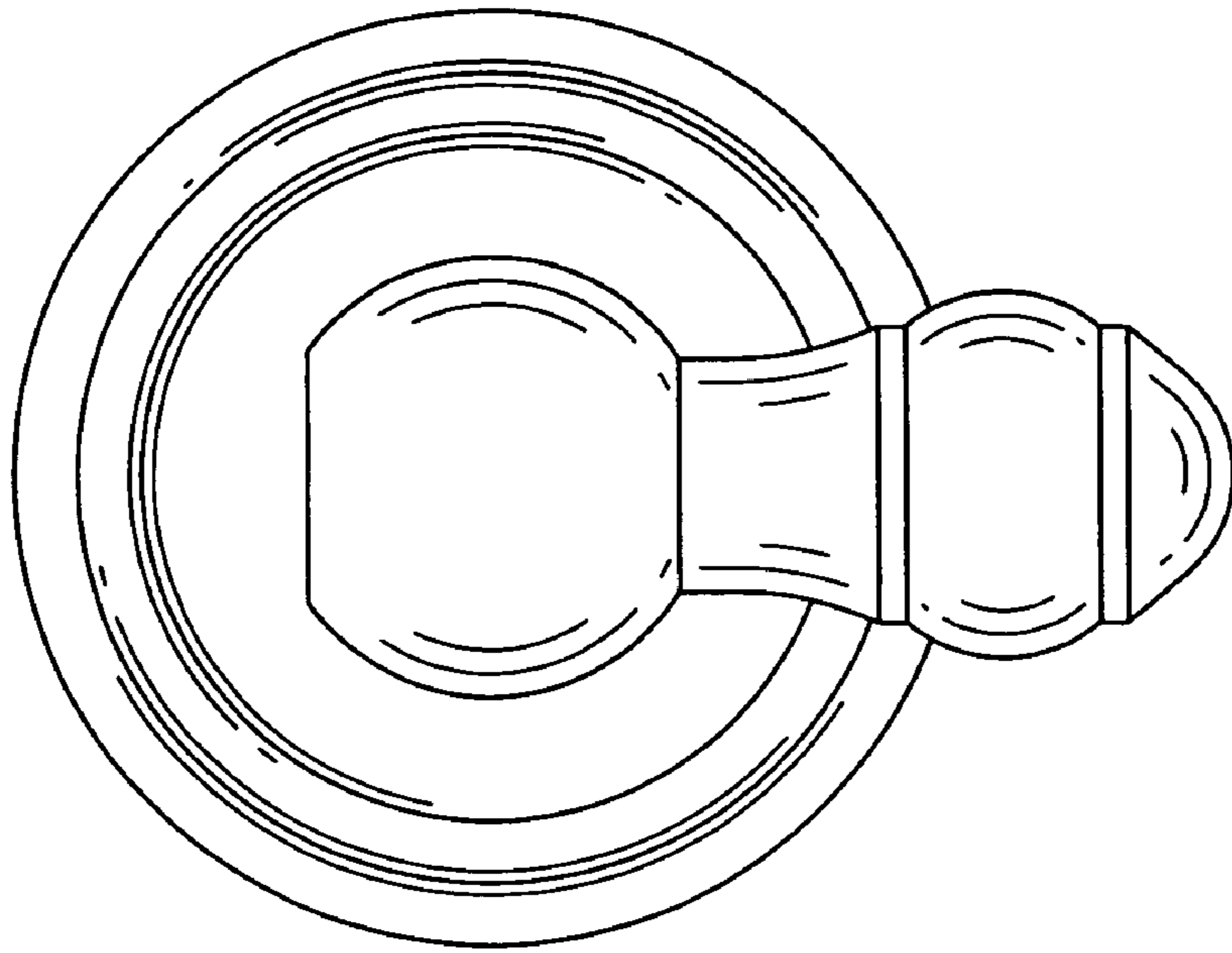


FIG. 2

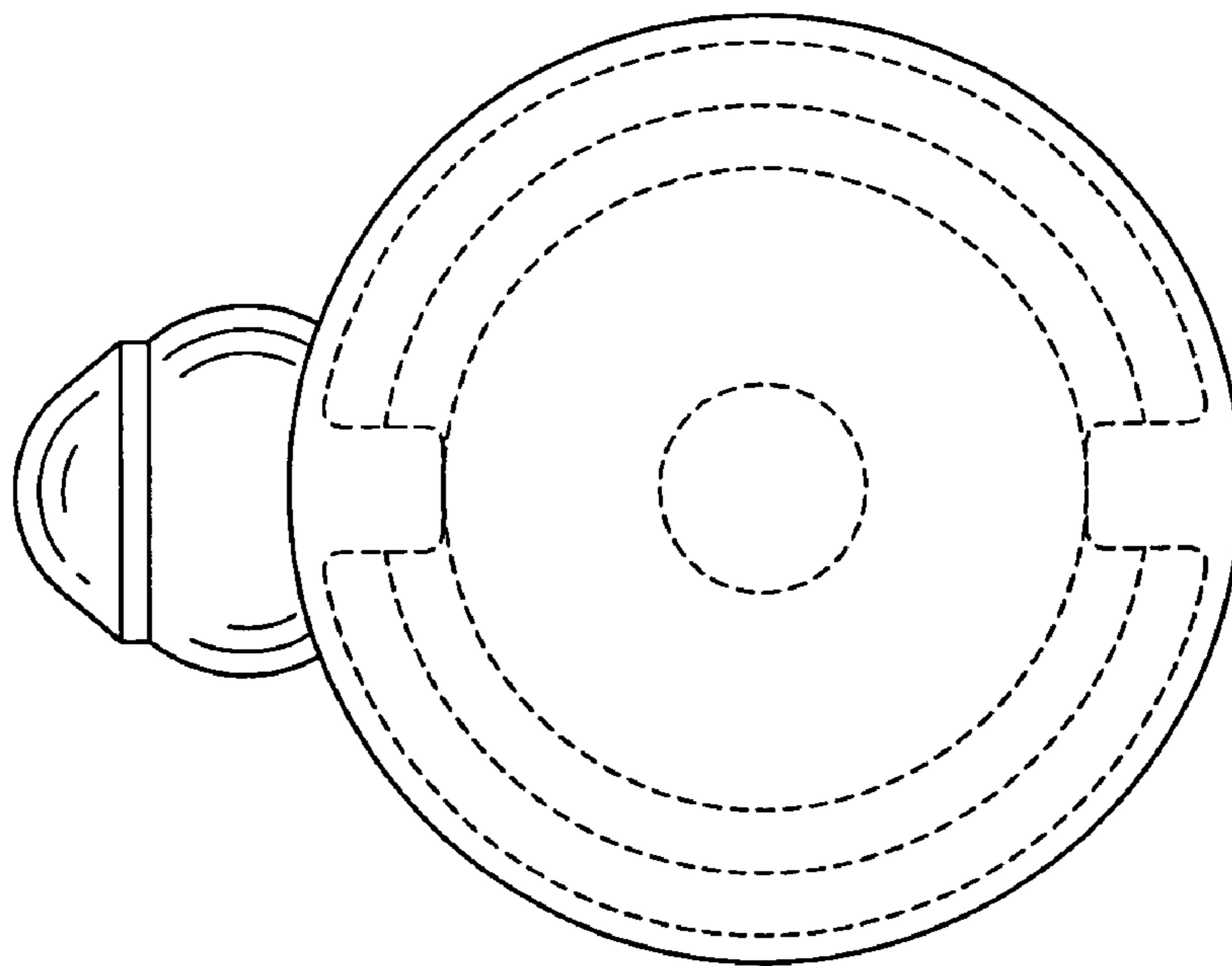


FIG. 3

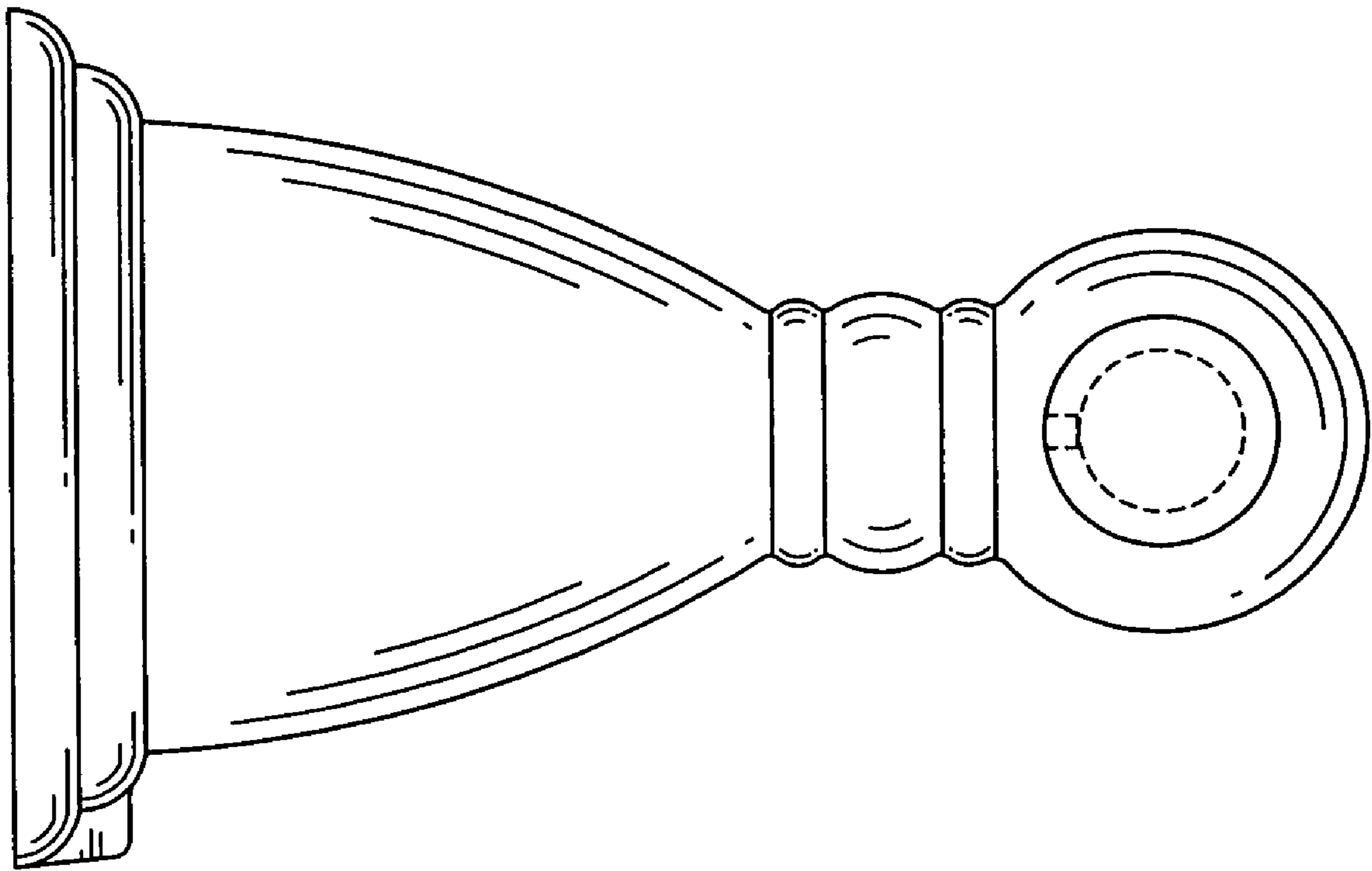


FIG. 4

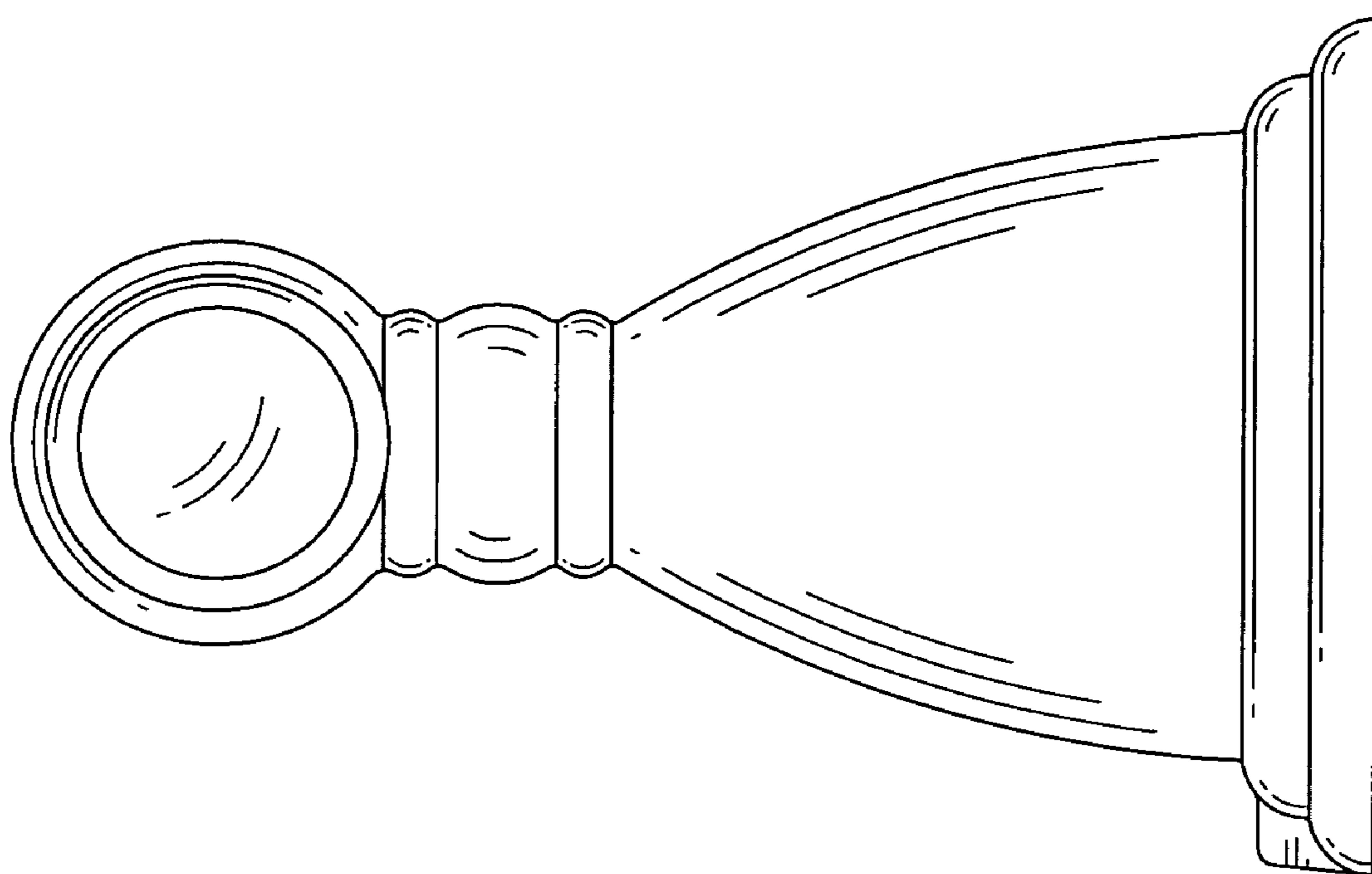


FIG. 5




FIG. 6




FIG. 7