



US00D591541S

(12) **United States Design Patent**
Thompson

(10) **Patent No.:** **US D591,541 S**

(45) **Date of Patent:** **** May 5, 2009**

(54) **FURNITURE LEG CROSS BARS**

(75) **Inventor:** **David W. Thompson**, New Albany, OH
(US)

(73) **Assignee:** **American Signature, Inc.**, Columbus,
OH (US)

(**) **Term:** **14 Years**

(21) **Appl. No.:** **29/303,332**

(22) **Filed:** **Feb. 7, 2008**

(51) **LOC (9) Cl.** **06-06**

(52) **U.S. Cl.** **D6/509**

(58) **Field of Classification Search** D6/349,
D6/364–366, 374, 376, 432–448, 447, 480–489,
D6/491, 495–499; D23/286; 108/150, 153.1,
108/155–156, 157.17; 248/188.1, 188.7–188.8,
248/188.91; 297/461–462

See application file for complete search history.

(56) **References Cited**

U.S. PATENT DOCUMENTS

D16,723 S *	6/1886	Ernewein	D6/477
D79,962 S *	11/1929	Gommesen	D6/448
D214,672 S *	7/1969	Ricca	D6/488
D236,785 S *	9/1975	Smith	D6/484
D280,371 S *	9/1985	Bayly	D6/484
D341,506 S *	11/1993	Nourse	D6/480
D367,785 S *	3/1996	Lewis	D6/480
D428,741 S *	8/2000	Hazen et al.	D6/480

D449,187 S *	10/2001	Maitland-Smith	D6/480
D538,899 S *	3/2007	Mayer	D23/286
D560,935 S *	2/2008	Thompson	D6/491
D570,623 S *	6/2008	Thompson	D6/495
D573,373 S *	7/2008	Brooks et al.	D6/480

* cited by examiner

Primary Examiner—Caron Veynar

Assistant Examiner—Ricky Pham

(74) *Attorney, Agent, or Firm*—Wood, Herron & Evans,
L.L.P.

(57) **CLAIM**

The ornamental design for a furniture leg cross bars, as shown and described.

DESCRIPTION

FIG. 1 is a perspective view of furniture leg cross bars showing my new design.

FIG. 2 is another perspective view thereof.

FIG. 3 is a top plan view thereof,

FIG. 4 is a front elevational view thereof.

FIG. 5 is a right side elevational view thereof.

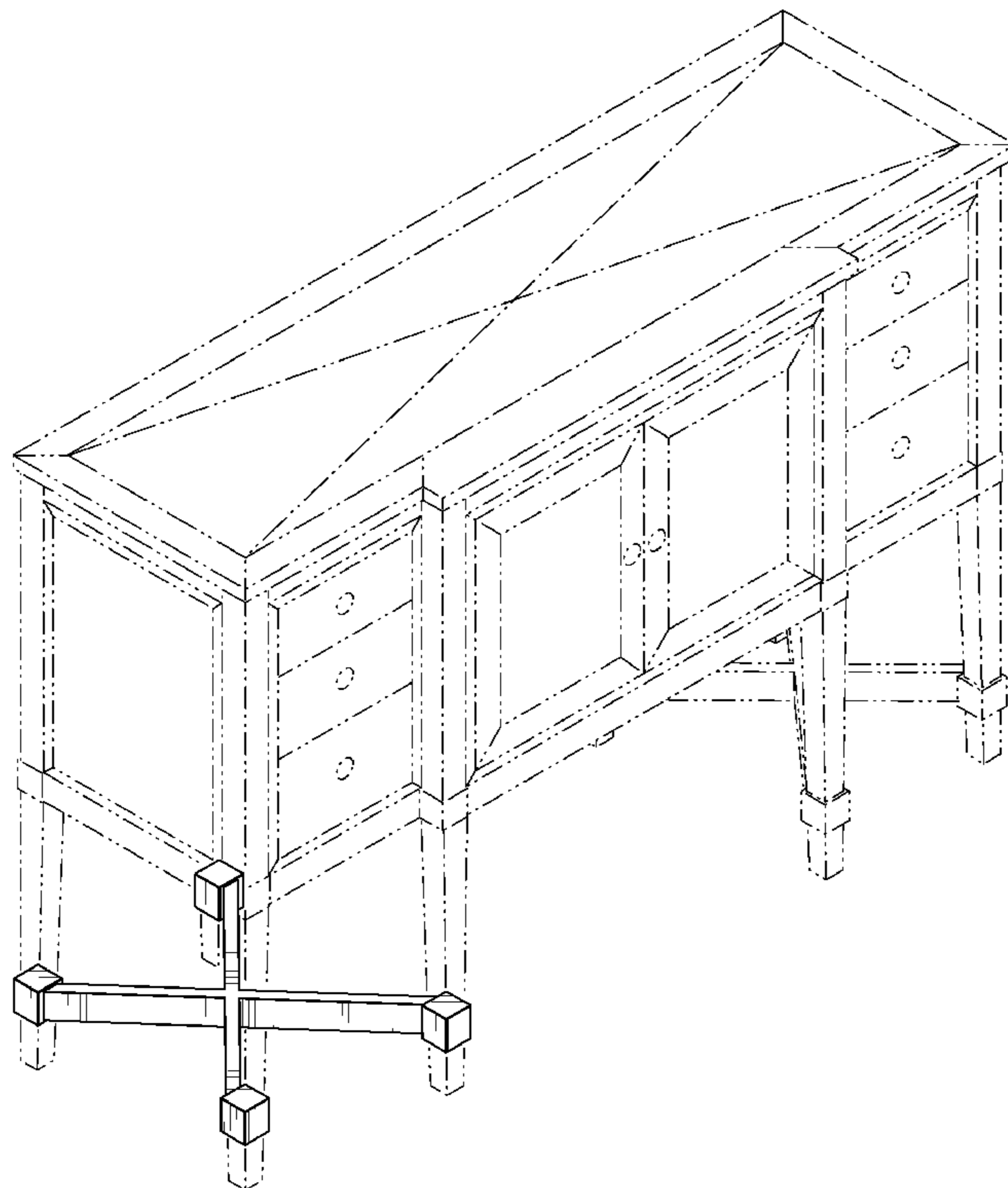
FIG. 6 is a rear elevational view thereof.

FIG. 7 is a left side elevational view thereof; and,

FIG. 8 is a bottom plan view thereof.

The broken lines in FIG. 1 are for illustrative purposes only and form no part of the claimed furniture leg cross bars.

1 Claim, 4 Drawing Sheets



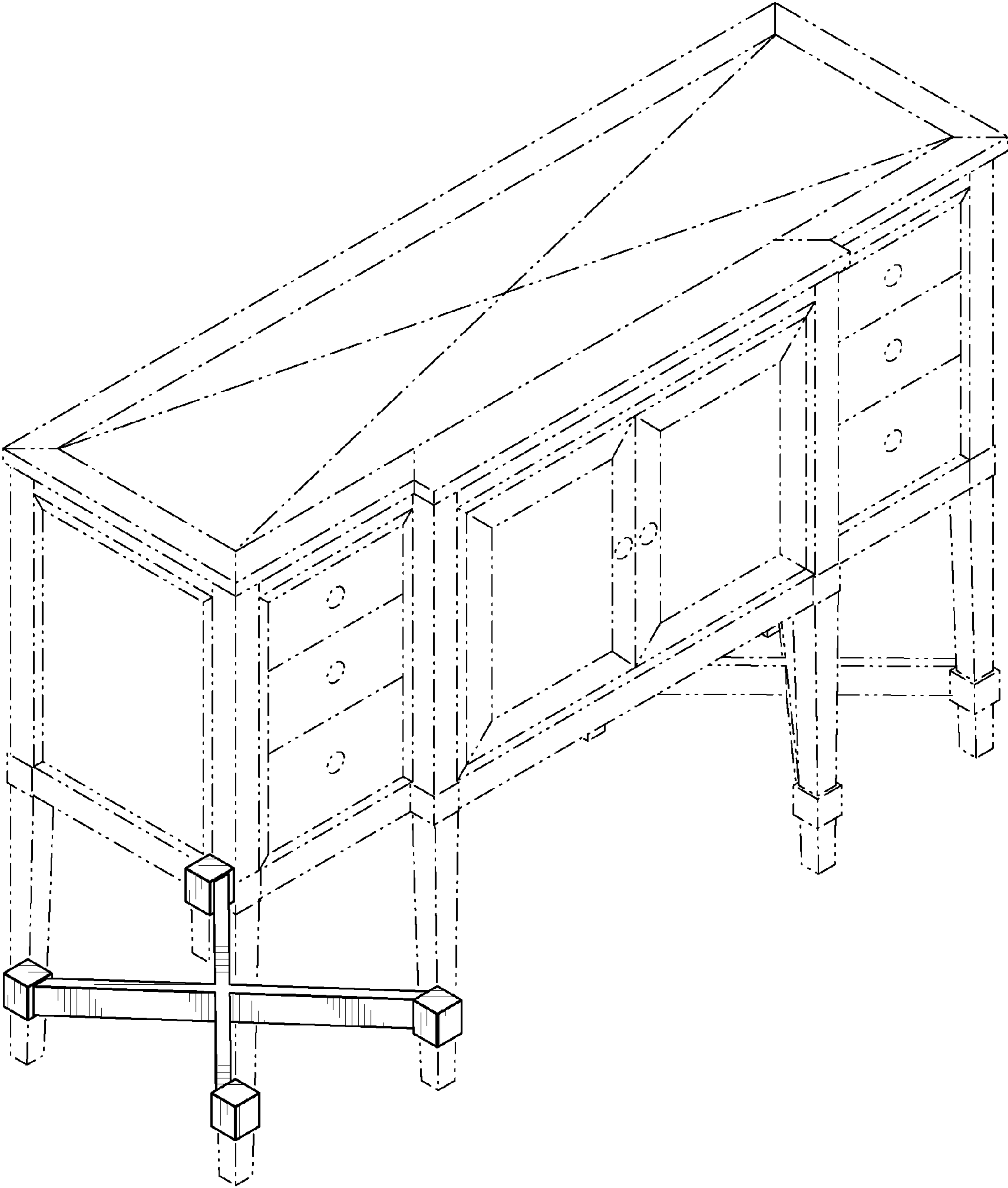


FIG. 1

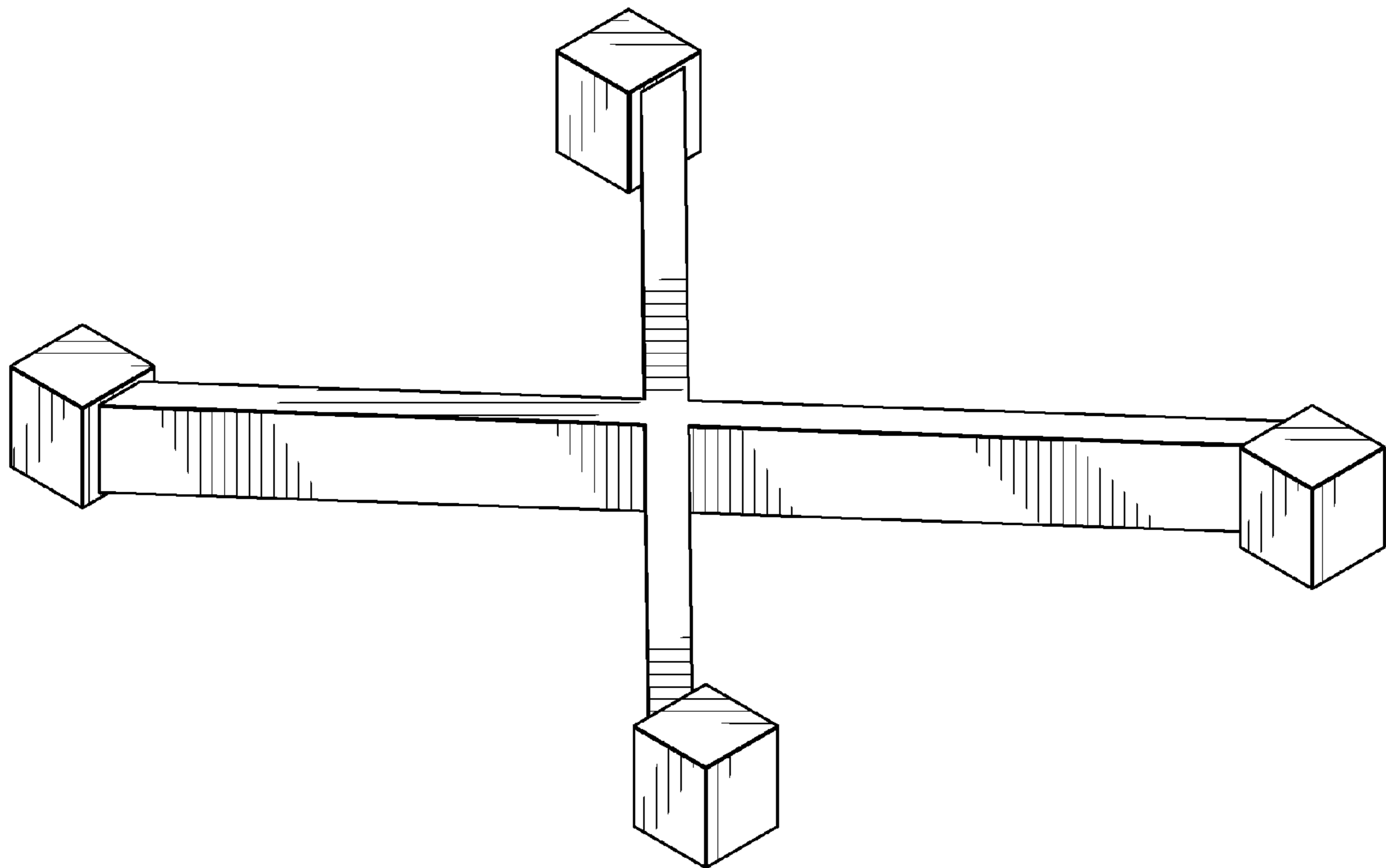


FIG. 2

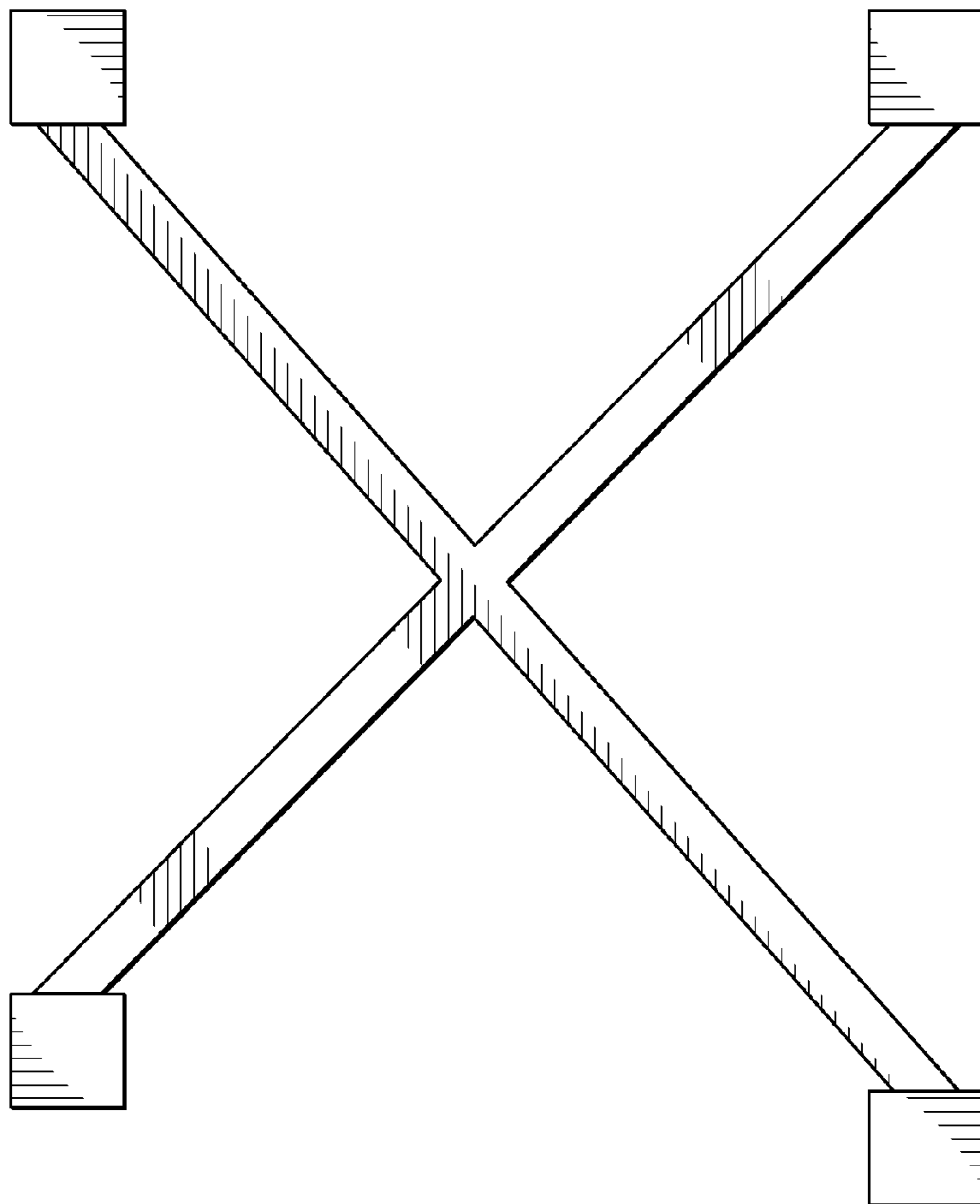


FIG. 3

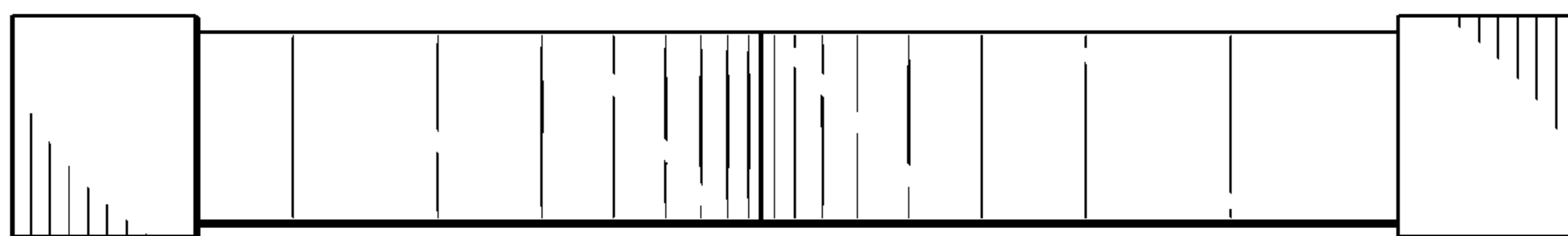


FIG. 4



FIG. 5



FIG. 6

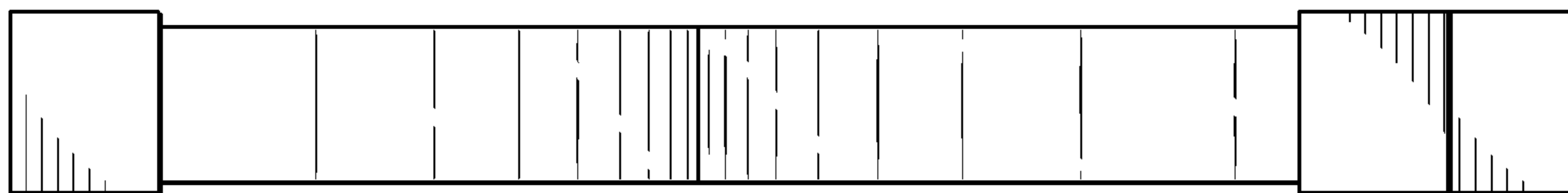


FIG. 7

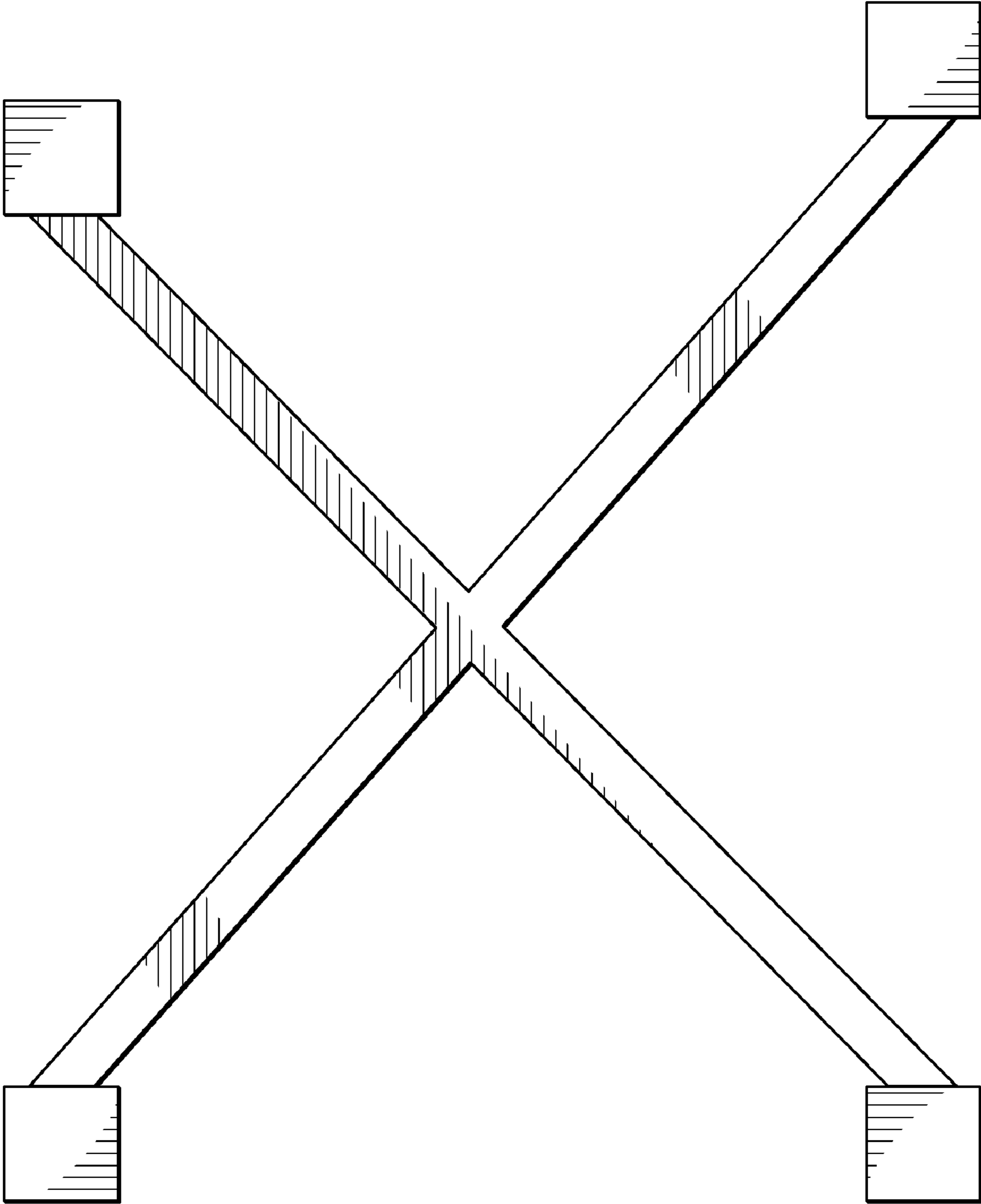


FIG. 8