



US00D591534S

(12) **United States Design Patent**  
**Fojtasek**

(10) **Patent No.:** **US D591,534 S**

(45) **Date of Patent:** **\*\* May 5, 2009**

(54) **INFANT DRESSING TRAY**

(75) Inventor: **Michelle Fojtasek**, 10868 Strait La.,  
Dallas, TX (US) 75229

(73) Assignee: **Michelle Fojtasek**, Dallas, TX (US)

(\*\*) Term: **14 Years**

(21) Appl. No.: **29/289,240**

(22) Filed: **Jul. 12, 2007**

(51) **LOC (9) Cl.** ..... **06-04**

(52) **U.S. Cl.** ..... **D6/476**

(58) **Field of Classification Search** ..... D3/201,  
D3/304; D6/467, 300–314; 40/700, 711,  
40/720, 722–725, 735, 765; D20/10, 40;  
D19/52

See application file for complete search history.

(56) **References Cited**

**U.S. PATENT DOCUMENTS**

2,501,379	A *	3/1950	Cranston	.....	206/509
D274,589	S *	7/1984	Christensen et al.	.....	D6/302
4,648,524	A *	3/1987	Ackermann	.....	220/507
D419,772	S *	2/2000	Williams	.....	D3/313
D458,037	S *	6/2002	Ueno	.....	D6/302
D458,038	S *	6/2002	Ueno	.....	D6/302
D461,318	S *	8/2002	Ueno	.....	D6/302
D472,711	S *	4/2003	Chen	.....	D3/313

\* cited by examiner

*Primary Examiner*—Elizabeth A Albert

*Assistant Examiner*—Kelley A Donnelly

(74) *Attorney, Agent, or Firm*—Gardere Wynne Sewell LLP

(57) **CLAIM**

The ornamental design for an infant dressing tray, as shown and described.

**DESCRIPTION**

FIG. 1 is a perspective view of an infant dressing tray in accordance with my invention;

FIG. 2 is a left side elevation of the infant dressing tray shown in FIG. 1;

FIG. 3 is a right side elevation of the infant dressing tray shown in FIG. 1;

FIG. 4 is an end view of the infant dressing tray shown in FIG. 1;

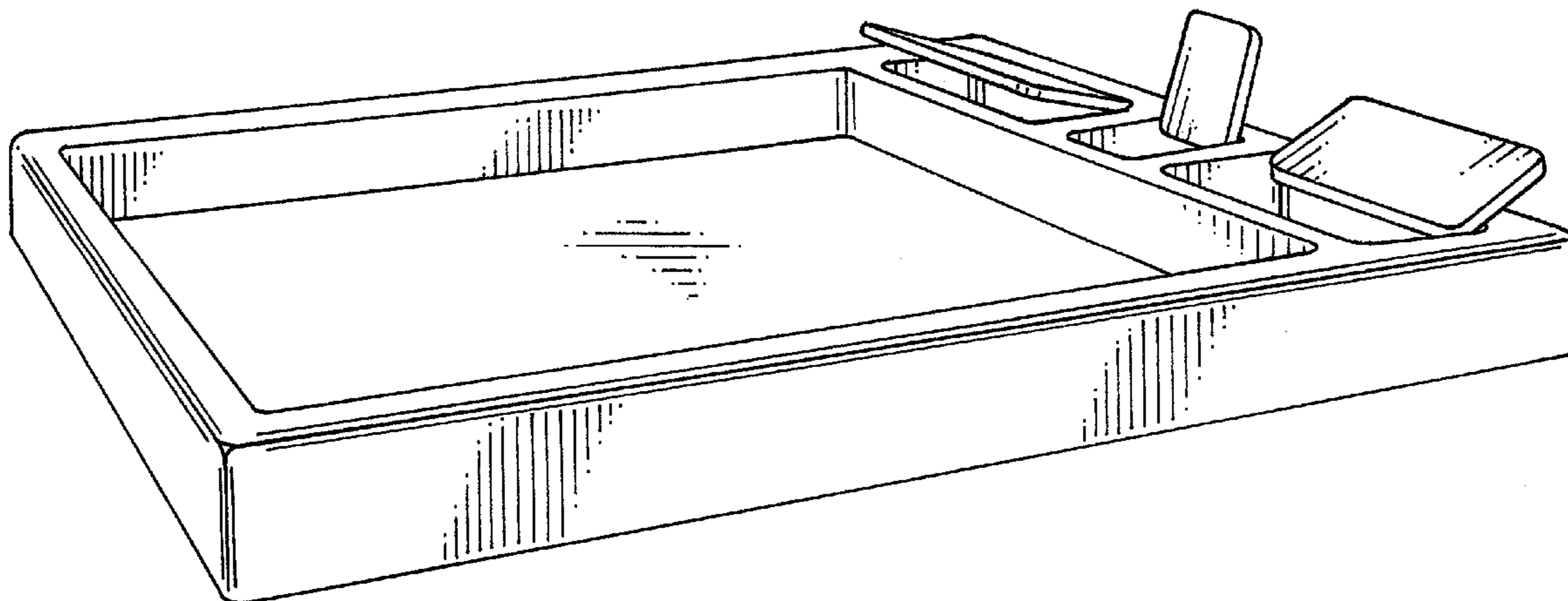
FIG. 5 is an opposite end view of the infant dressing tray shown in FIG. 1;

FIG. 6 is a top plan view of FIG. 1 shown with the three compartment covers in a closed position; and,

FIG. 7 is a bottom plan view of the infant dressing tray shown in FIG. 1.

The side elevations, end views and bottom plan views of the embodiments of FIGS. 8 through 11 correspond to FIGS. 2 through 5 and 7, respectively.

**1 Claim, 4 Drawing Sheets**



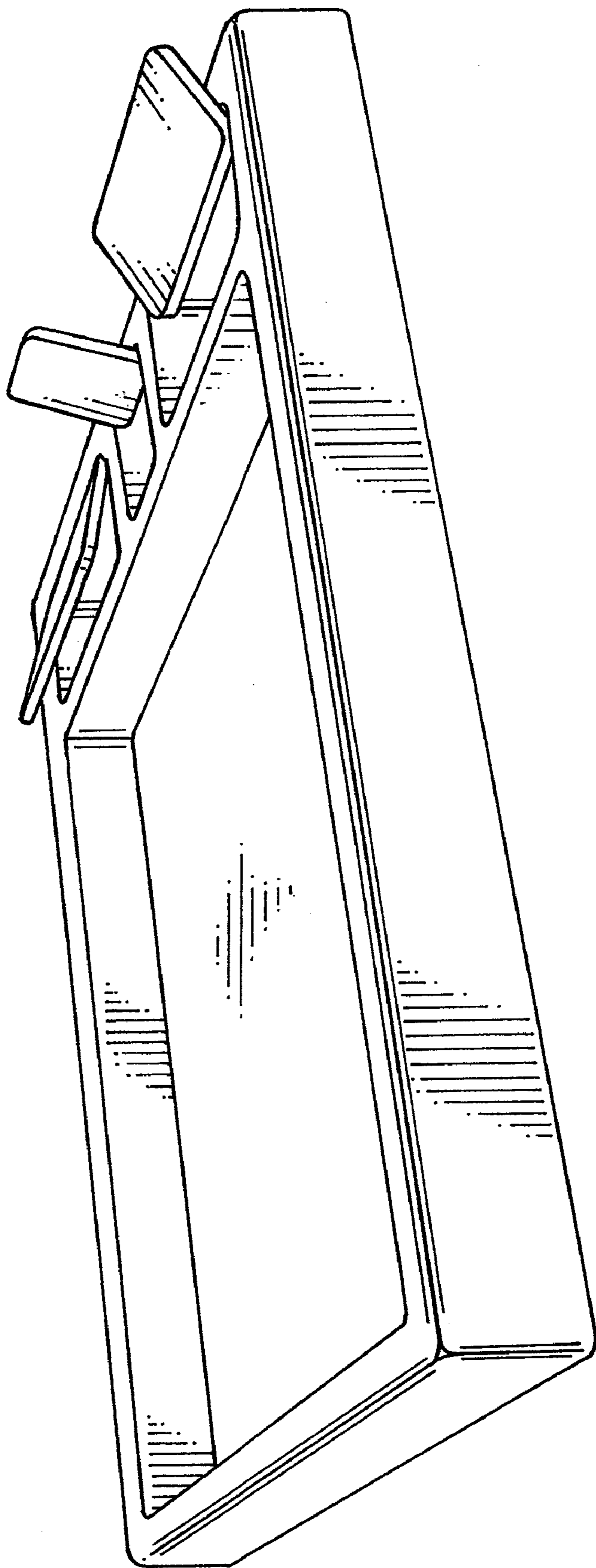


FIG. 1




FIG. 2




FIG. 3




FIG. 4




FIG. 5




FIG. 6




FIG. 7