

US00D591524S

(12) **United States Design Patent**
Davis

(10) **Patent No.:** **US D591,524 S**

(45) **Date of Patent:** **** May 5, 2009**

(54) **CHAIR**

2004/0084951 A1* 5/2004 Pawlush 297/452.63

(76) Inventor: **Bradford L. Davis**, 15151 Buchanan St.,
West Olive, MI (US) 49460

* cited by examiner

Primary Examiner—Mimosa De

(74) *Attorney, Agent, or Firm*—Warner Norcross & Judd LLP

(**) Term: **14 Years**

(21) Appl. No.: **29/326,726**

(57) **CLAIM**

(22) Filed: **Oct. 23, 2008**

The ornamental design for a chair, as shown and described.

(51) **LOC (9) Cl.** **06-01**

DESCRIPTION

(52) **U.S. Cl.** **D6/376; D6/375**

FIG. 1 is a perspective view of the chair embodying my new design;

(58) **Field of Classification Search** D6/334–336,

D6/361, 367, 370, 374, 375, 376, 379, 380,

FIG. 2 is a top plan view thereof;

D6/499, 500–502; 297/411.42, 411.44, 445.1,

FIG. 3 is a bottom plan view thereof;

297/446.1, 452.12, 452.16, 452.2, 452.63

FIG. 4 is a front elevational view thereof;

See application file for complete search history.

FIG. 5 is a rear elevational view thereof; and,

(56) **References Cited**

FIG. 6 is a right side elevational view thereof, the left side elevational view being a mirror image thereof.

U.S. PATENT DOCUMENTS

FIGS. 1–6 show portions of the chair in broken lines. These features are shown for environmental purposes and do not form any part of the claimed design.

D296,625 S *	7/1988	Mulhauser	D6/367
D299,190 S *	1/1989	Mulhauser	D6/367
D343,529 S *	1/1994	Sanders, Jr.	D6/379
D379,722 S *	6/1997	Good	D6/361
D498,602 S *	11/2004	Goodman	D6/376
D540,059 S *	4/2007	Good	D6/370

1 Claim, 6 Drawing Sheets

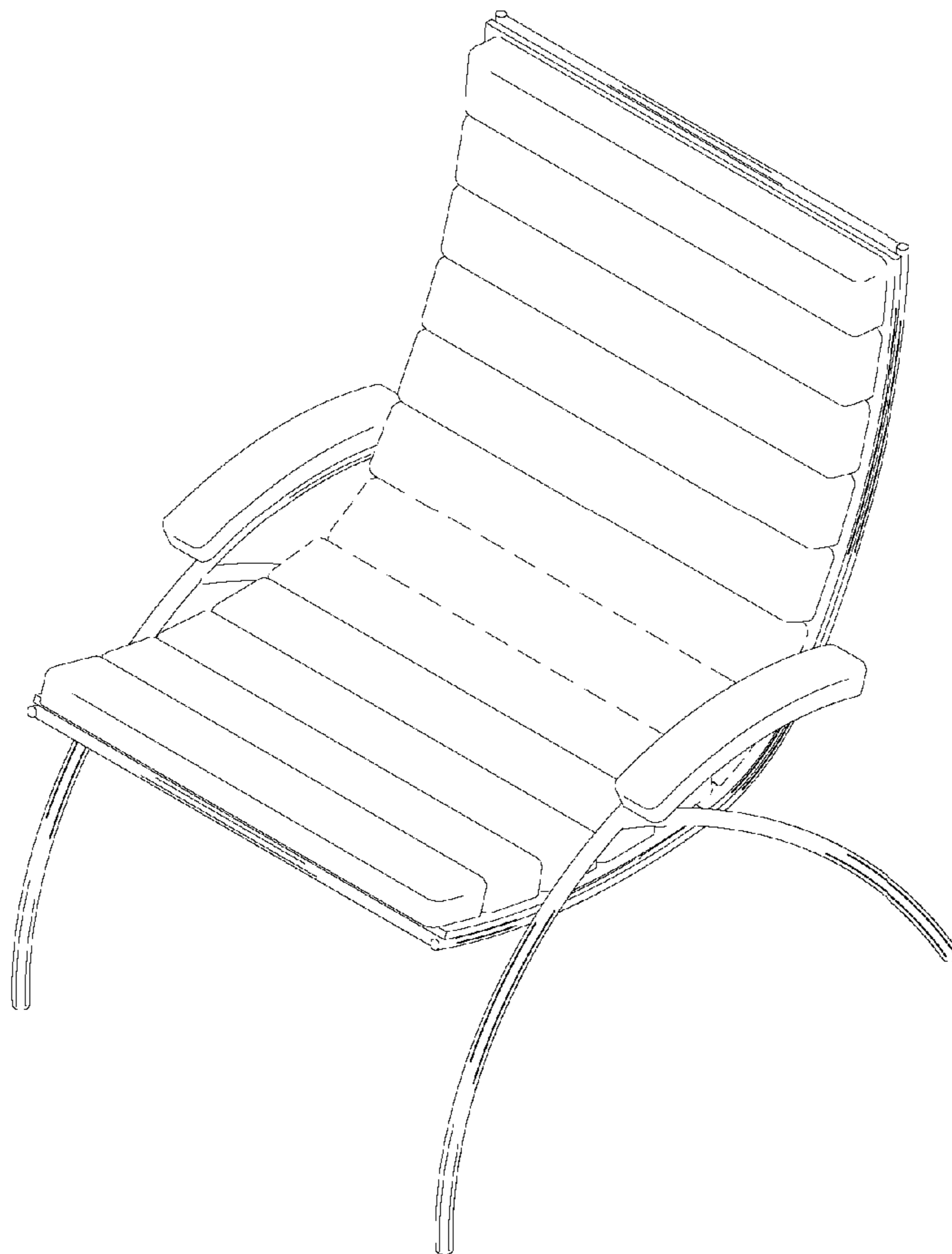




Fig. 1




Fig. 2




Fig. 3




Fig. 4




Fig. 5

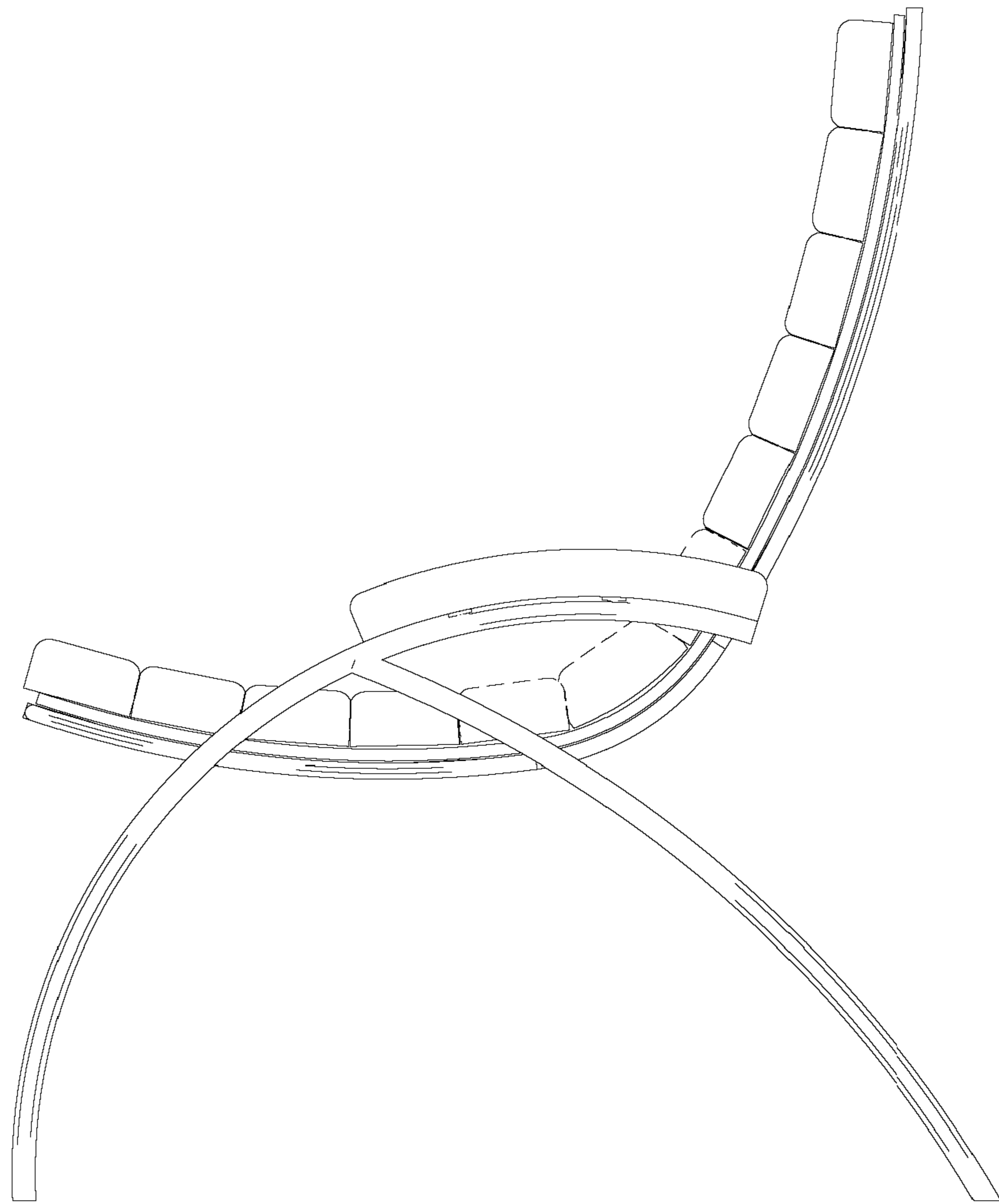


Fig. 6