



US00D591505S

(12) **United States Design Patent**
Gonzalez

(10) **Patent No.:** **US D591,505 S**

(45) **Date of Patent:** **** May 5, 2009**

(54) **HANDBAG**

(75) Inventor: **Alvaro Gonzalez**, Florence (IT)

(73) Assignee: **J. Choo Limited**, London (GB)

(**) Term: **14 Years**

(21) Appl. No.: **29/289,282**

(22) Filed: **Jul. 13, 2007**

(30) **Foreign Application Priority Data**

Jan. 15, 2007 (EM) 000654900-0022

(51) **LOC (9) Cl.** **03-01**

(52) **U.S. Cl.** **D3/245**

(58) **Field of Classification Search** D3/232,
D3/233, 234, 238, 239, 240, 241, 243, 245,
D3/246, 303, 318, 319, 321, 322, 323, 324,
D3/325, 326, 900, 902; 150/100, 106, 107,
150/108, 110, 111, 112, 118; 190/100, 106,
190/108, 109, 112, 113, 115, 900, 902, 903;
383/6, 25, 37, 38, 41, 42, 120

See application file for complete search history.

(56) **References Cited**

U.S. PATENT DOCUMENTS

D531,405 S	11/2006	Tortorella	
D543,026 S *	5/2007	Gonzalez	D3/243
D551,863 S	10/2007	Gonzalez	
D557,010 S *	12/2007	Gonzalez	D3/243
D557,895 S *	12/2007	Gonzalez	D3/243
D559,539 S *	1/2008	Gonzalez	D3/243
D561,467 S *	2/2008	Maier	D3/232
D563,668 S *	3/2008	Gonzalez	D3/232

OTHER PUBLICATIONS

- U.S. Appl. No. 29/263,194, filed Jul. 17, 2006.
- U.S. Appl. No. 29/263,195, filed Jul. 17, 2006.
- U.S. Appl. No. 29/269,617, filed Dec. 4, 2006.
- U.S. Appl. No. 29/269,616, filed Dec. 4, 2006.
- U.S. Appl. No. 29/271,662, filed Jan. 23, 2007.
- U.S. Appl. No. 29/289,283, filed Jul. 13, 2007.

* cited by examiner

Primary Examiner—T. Chase Nelson

Assistant Examiner—Kathleen M Sims

(74) *Attorney, Agent, or Firm*—Fross Zelnick Lehrman & Zissu, P.C.; Lawrence E. Apolzon, Esq.

(57) **CLAIM**

The ornamental design for a handbag, as shown and described.

DESCRIPTION

FIG. 1 is a front perspective view of a handbag showing my new design;

FIG. 2 is a front view of the handbag shown in FIG. 1;

FIG. 3 is a rear view of the handbag shown in FIG. 1;

FIG. 4 is a left side view of the handbag shown in FIG. 1 (with the right side view being a mirror image thereof);

FIG. 5 is a top view of the handbag shown in FIG. 1;

FIG. 6 is a bottom view of the handbag shown in FIG. 1;

FIG. 7 is a front perspective view of an alternative embodiment of the handbag shown in FIG. 1;

FIG. 8 is front view of the alternative embodiment of the handbag shown in FIG. 7;

FIG. 9 is a rear view of the alternative embodiment of the handbag shown in FIG. 7;

FIG. 10 is a left side view of the alternative embodiment of the handbag shown in FIG. 7 (with the right side view being a mirror image thereof);

FIG. 11 is a top view of the alternative embodiment of the handbag shown in FIG. 7; and,

FIG. 12 is a bottom view of the alternative embodiment of the handbag shown in FIG. 7.

The broken line showing of rivets, zippers, zipper pulls, rectangular label, and straps is included for the purpose of showing environmental portions of the handbag and forms no part of the claimed design.

1 Claim, 12 Drawing Sheets





FIG. 1

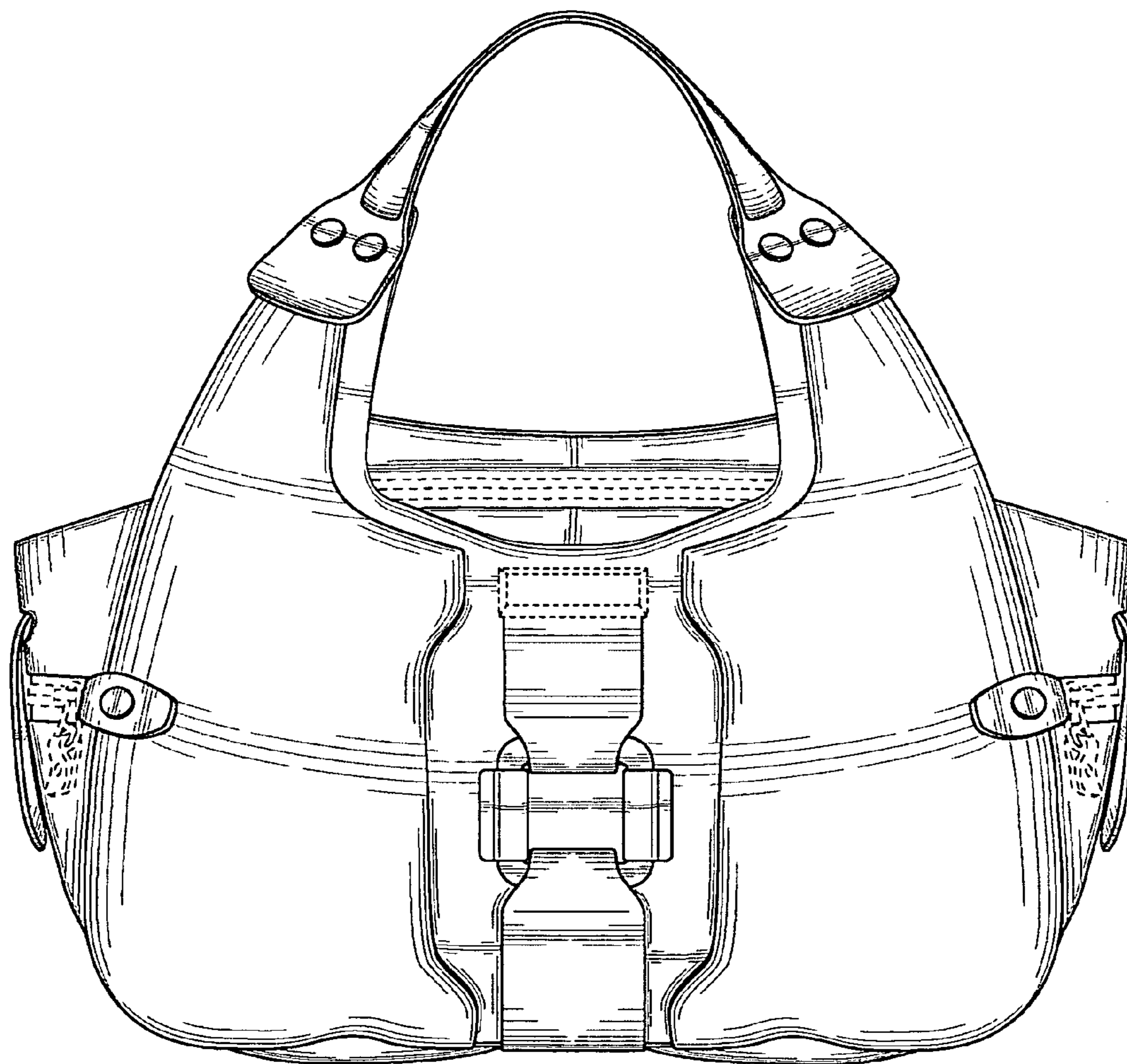


FIG. 2

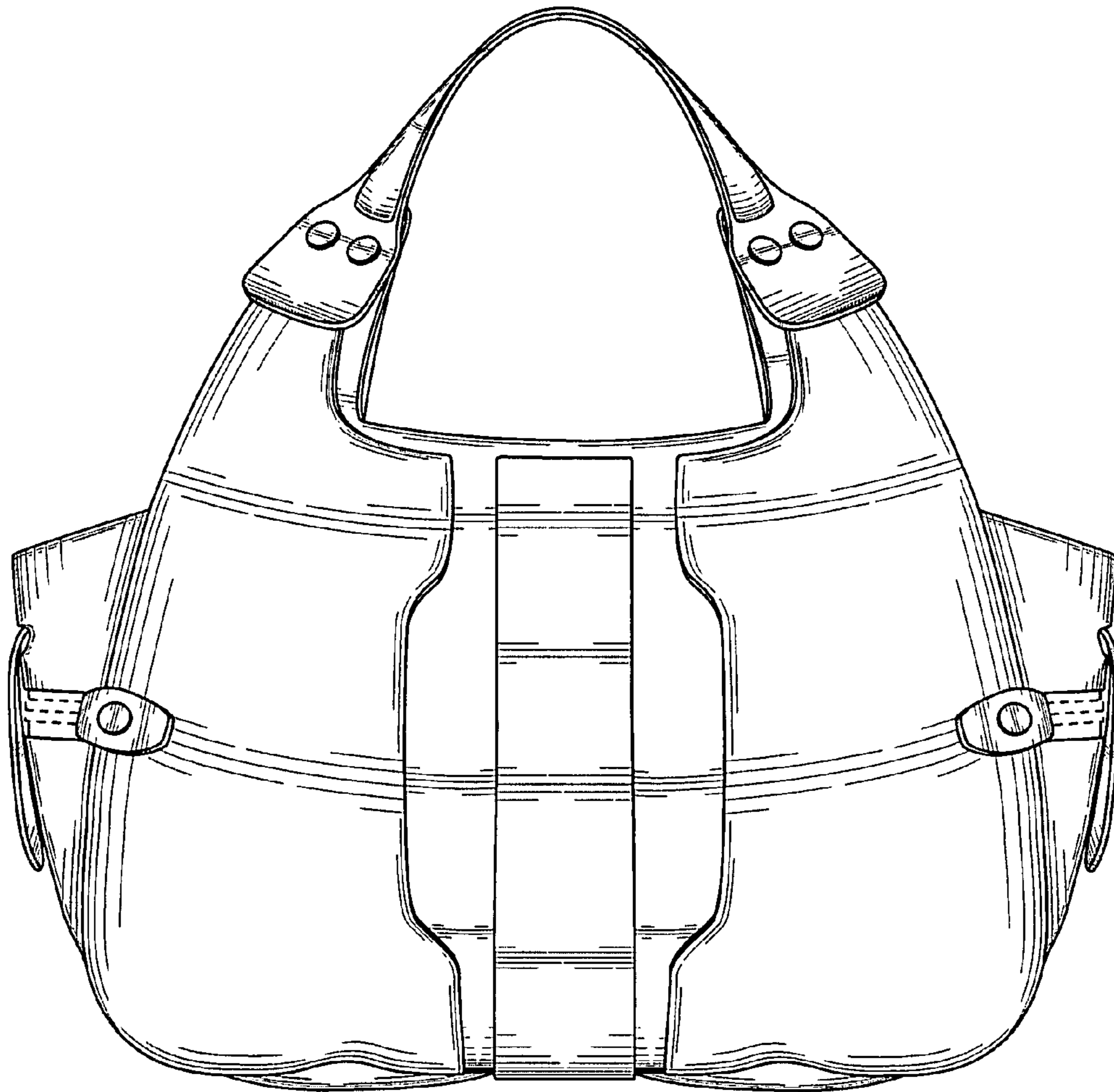


FIG. 3

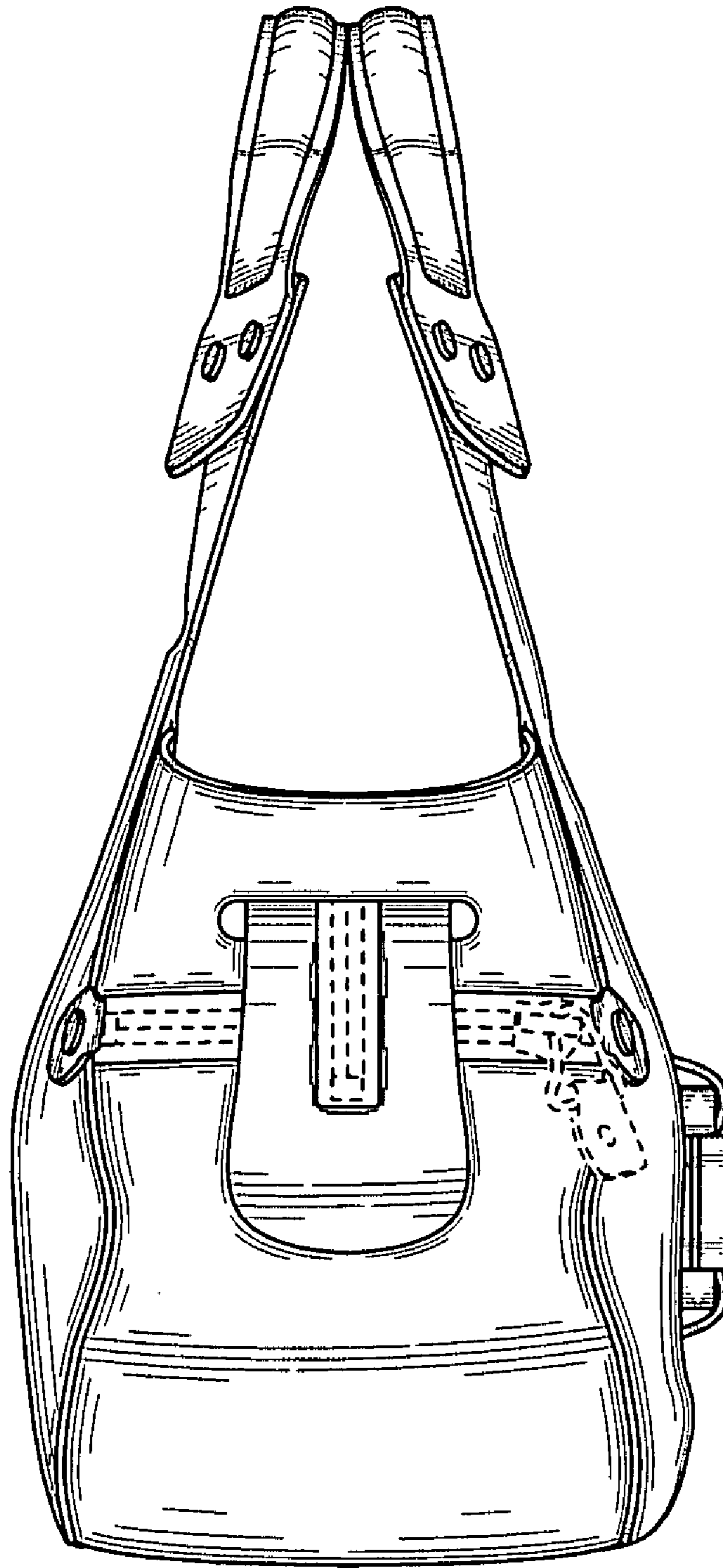


FIG. 4

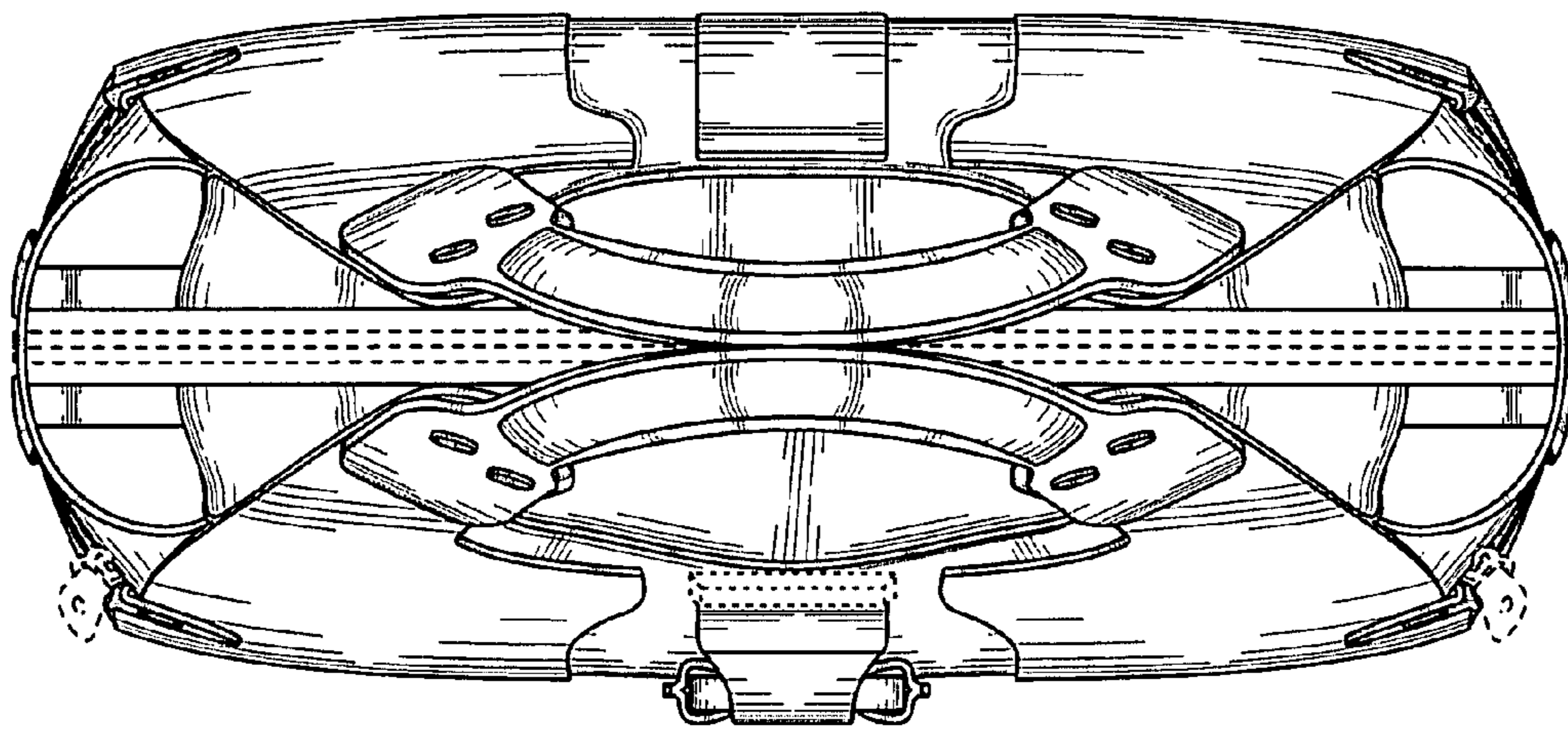


FIG. 5




FIG. 6



FIG. 7



FIG. 8

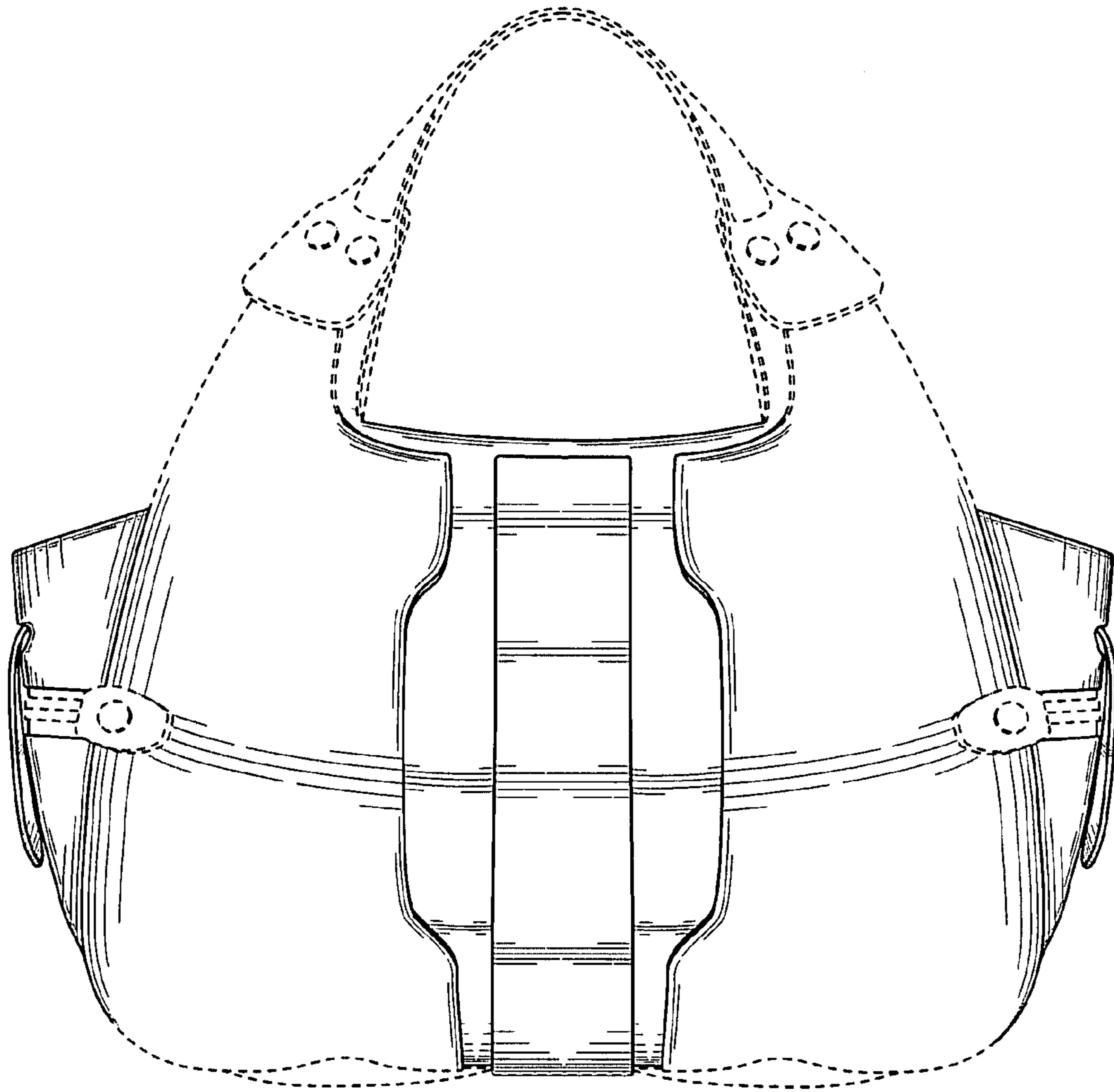


FIG. 9

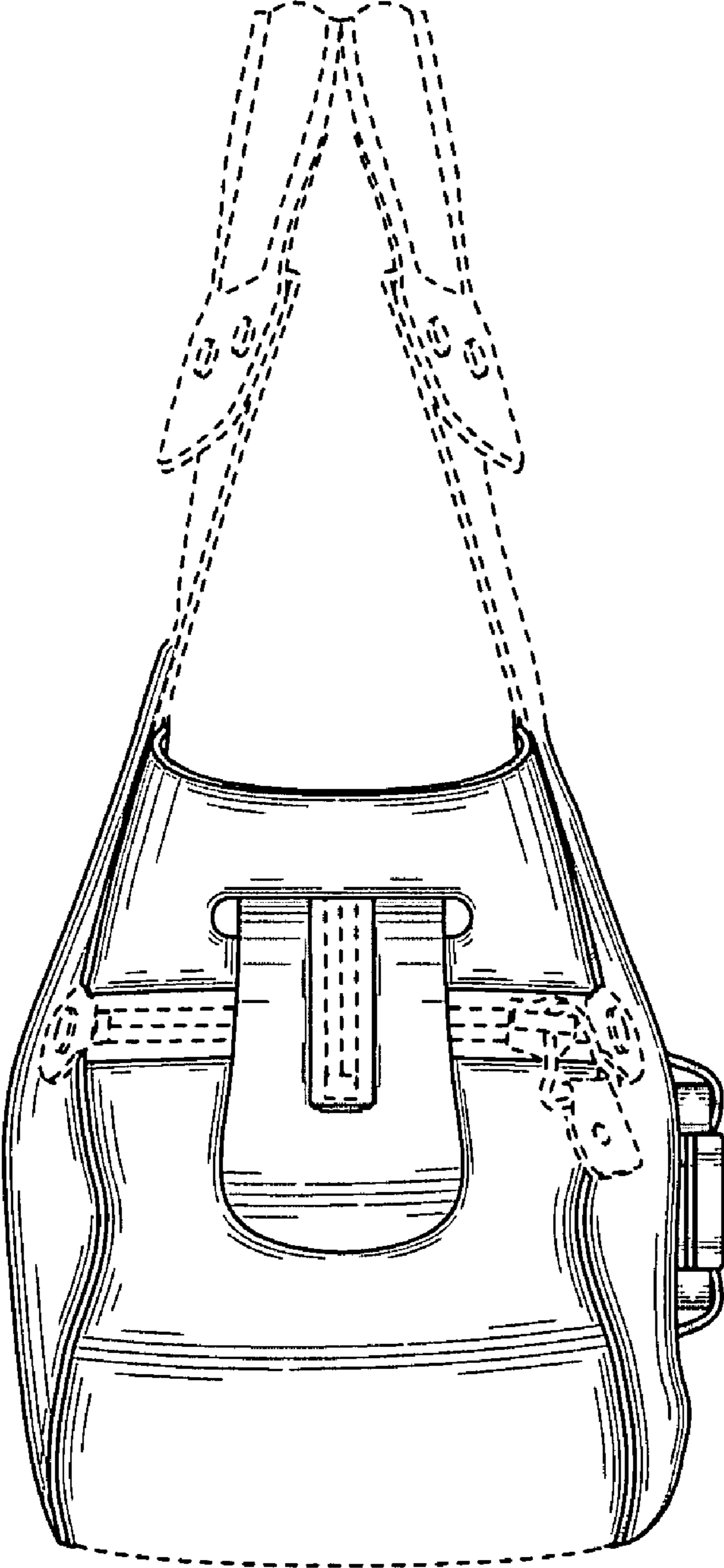


FIG. 10

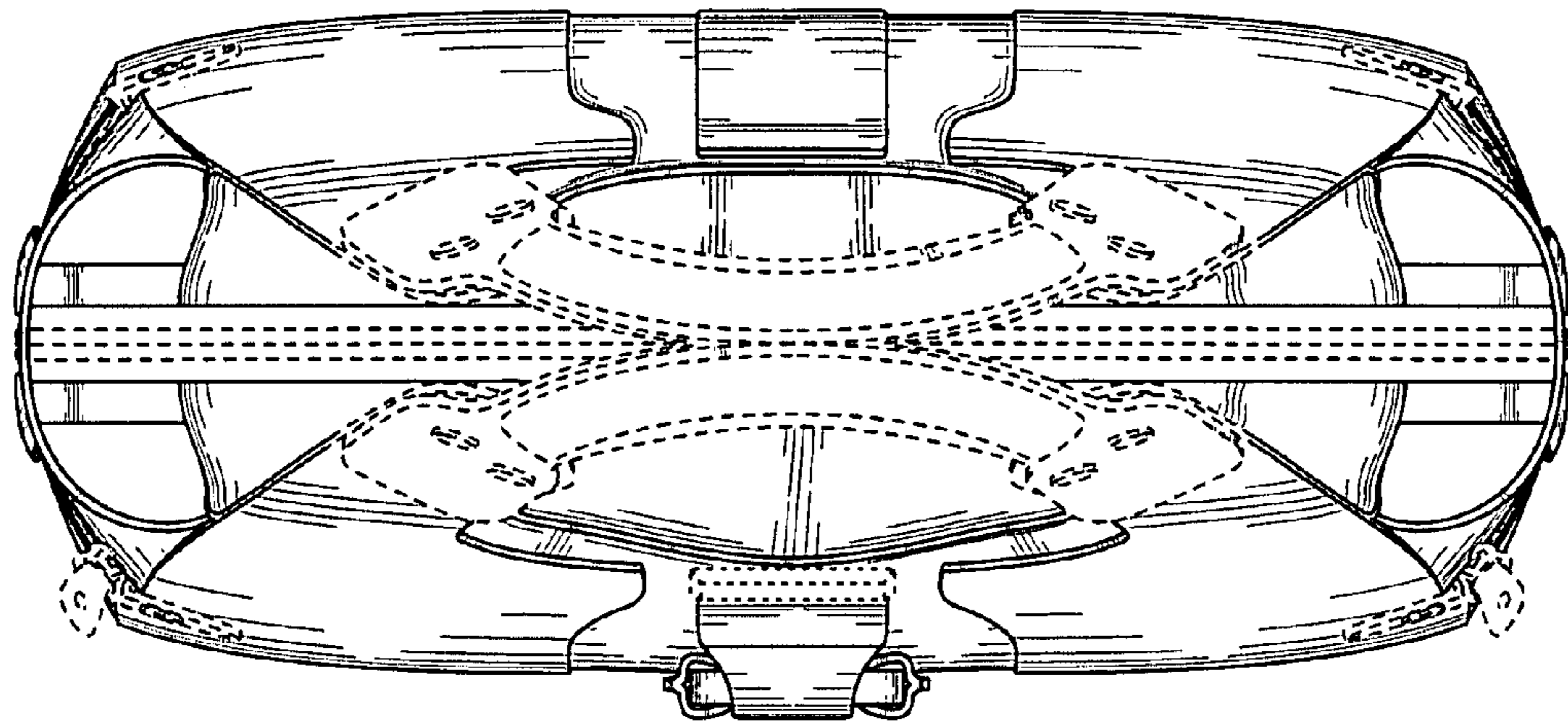


FIG. 11

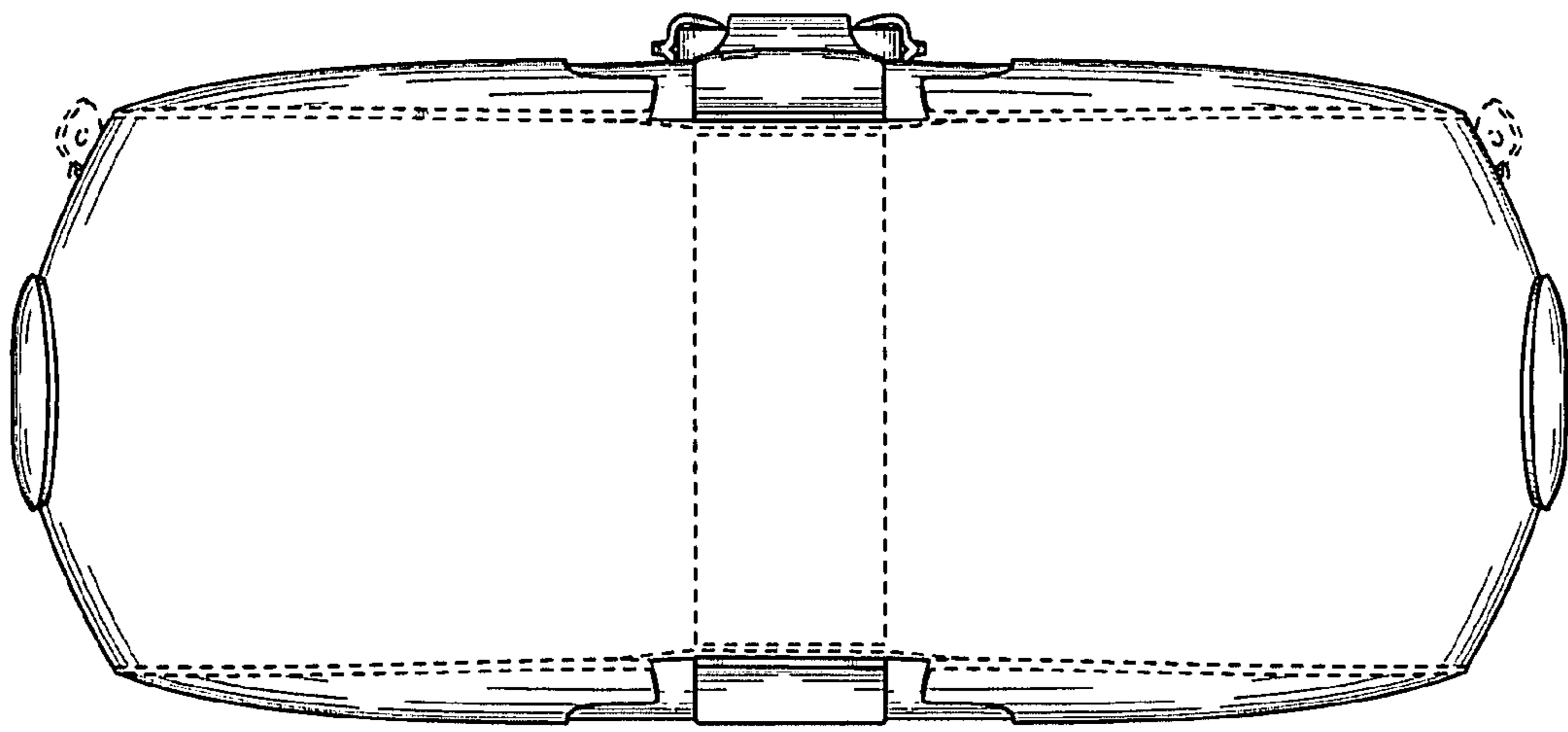


FIG. 12

UNITED STATES PATENT AND TRADEMARK OFFICE
CERTIFICATE OF CORRECTION

PATENT NO. : D591,505 S
APPLICATION NO. : 29/289282
DATED : May 5, 2009
INVENTOR(S) : Alvaro Gonzalez

Page 1 of 4

It is certified that error appears in the above-identified patent and that said Letters Patent is hereby corrected as shown below:

The patent includes 12 drawings in its claim. This is erroneous.

There should only be 6 figures claimed in this design.

A copy of the Notice of Allowance, indicating the restriction of the design from 12 figures to 6 is attached. The enclosed paperwork clearly shows that Group II (Figures 7-12.) was cancelled in the Response to Restriction Requirement filed on May 12, 2008.

Signed and Sealed this
Twenty-sixth Day of April, 2011

A handwritten signature in black ink that reads "David J. Kappos". The signature is written in a cursive, slightly slanted style.

David J. Kappos
Director of the United States Patent and Trademark Office

Notice of Allowability For A Design Application	Application No. 29/289,282	Applicant(s) GONZALEZ, ALVARO	
	Examiner KATHLEEN M. SIMS	Art Unit 2914	

-- The MAILING DATE of this communication appears on the cover sheet with the correspondence address--

All claims being allowable, PROSECUTION ON THE MERITS IS (OR REMAINS) CLOSED in this application. If not included herewith (or previously mailed), a Notice of Allowance (PTOL-85) or other appropriate communication will be mailed in due course. **THIS NOTICE OF ALLOWABILITY IS NOT A GRANT OF PATENT RIGHTS.** This application is subject to withdrawal from issue at the initiative of the Office or upon petition by the applicant. See 37 CFR 1.313 and MPEP 1308.

1. This communication is responsive to the election received 12 May 2008.
2. The claim is allowed.
3. Acceptable drawings:
 - (a) The drawings filed on _____ are accepted by the Examiner.
 - (b) Drawing Figures filed on _____ and drawing Figures filed on _____ are accepted by the Examiner.
4. The claim for foreign priority under 35 U.S.C. § 119(a)-(d) or (f) is acknowledged.
 - a) All b) Some* c) None of the:
 1. Certified copies of the priority documents have been received.
 2. Certified copies of the priority documents have been received in Application No. _____.
 3. Copies of the certified copies of the priority documents have been received in this national stage application from the International Bureau (PCT Rule 17.2(a)).

* Certified copies not received: _____.

Applicant has THREE MONTHS FROM THE "MAILING DATE" of this communication to file a reply complying with the requirements noted below. Failure to timely comply will result in ABANDONMENT of this application.
THIS THREE-MONTH PERIOD IS NOT EXTENDABLE.

5. A SUBSTITUTE OATH OR DECLARATION must be submitted. Note the attached EXAMINER'S AMENDMENT or NOTICE OF INFORMAL PATENT APPLICATION (PTO-152) which gives reason(s) why the oath or declaration is deficient.
6. CORRECTED DRAWINGS (as "replacement sheets") must be submitted.
 - (a) including changes required by the Notice of Draftsperson's Patent Drawing Review (PTO-948) attached
 - 1) hereto or 2) to Paper No./Mail Date _____.
 - (b) including changes required by the attached Examiner's Amendment / Comment or in the Office action of Paper No./Mail Date _____.

Identifying indicia such as the application number (see 37 CFR 1.84(c)) should be written on the drawings in the front (not the back) of each sheet. Replacement sheet(s) should be labeled as such in the header according to 37 CFR 1.121(d).

Attachment(s)	
1. <input type="checkbox"/> Notice of References Cited (PTO-892)	6. <input type="checkbox"/> Interview Summary (PTO-413), Paper No./Mail Date _____.
2. <input type="checkbox"/> Notice of Draftsperson's Patent Drawing Review (PTO-948)	7. <input checked="" type="checkbox"/> Examiner's Amendment/Comment
3. <input type="checkbox"/> Information Disclosure Statements (PTO/SB/08), Paper No./Receipt Date _____	8. <input type="checkbox"/> Examiner's Statement of Reasons for Allowance
5. <input type="checkbox"/> Notice of Informal Patent Application	9. <input type="checkbox"/> Other _____.
NOTE:	

Application/Control Number: 29/289,282
Art Unit: 2914

Page 2

EXAMINER'S AMENDMENT

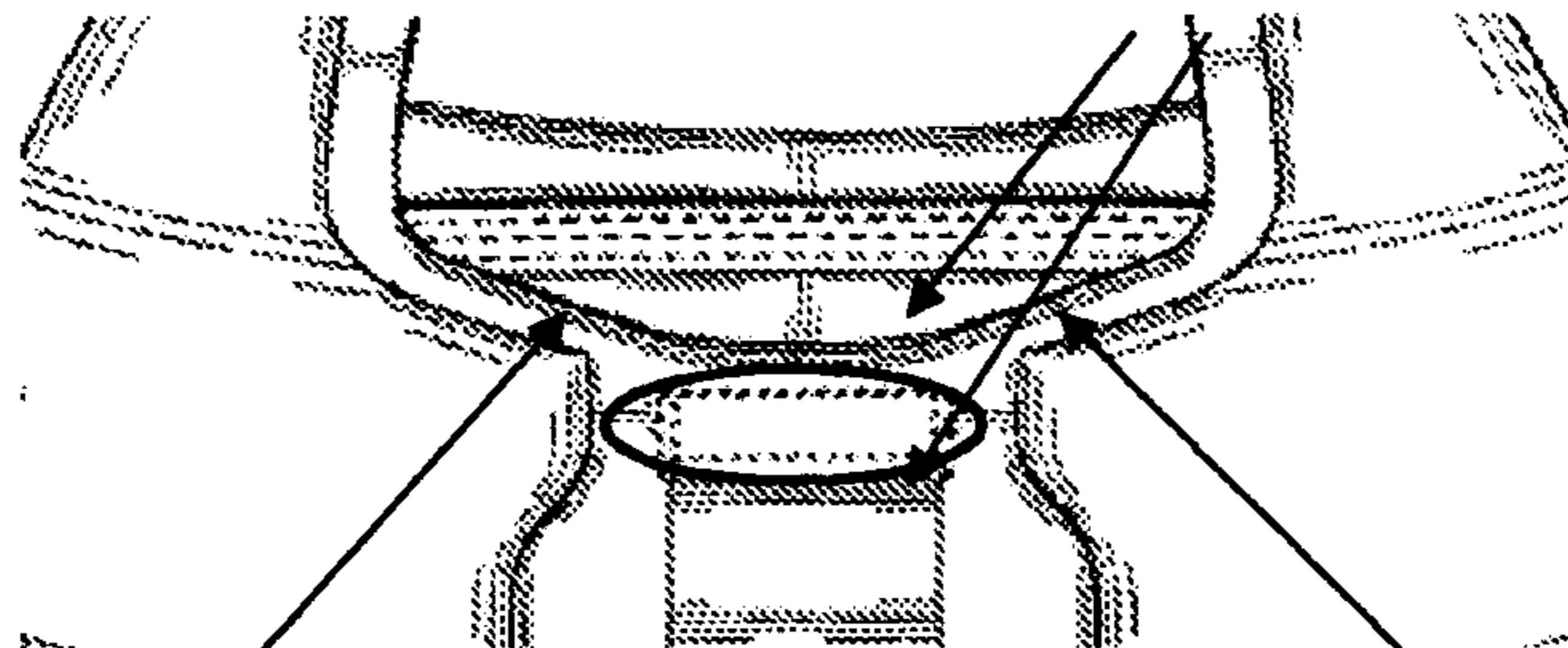
An examiner's amendment to the record appears below. Should the changes and/or additions be unacceptable to applicant, an amendment may be filed as provided by 37 CFR 1.312. To ensure consideration of such an amendment, it MUST be submitted no later than the payment of the issue fee.

Restriction Election

Group II and the accompanying figure descriptions have been withdrawn from further consideration by the examiner, 37 CFR 1.142(b), as being for the nonelected design. Election of Group I was made without traverse in the reply filed on 12 May 2008. Figures 7 through 12 are cancelled at the request of the applicant.

Drawings

1. Fig. 2 shows lines that overlap and appear solid black. This figure should be redrawn using a lighter, smooth, even line weight. All lines must be clean, clear and well defined (see 37 CFR 1.84(I)).



Specification

1. For clarity the title **has been amended** throughout the application, original oath/declaration excepted to read: **Handbag**
2. For clarity the preamble **has been amended** to read: **...design for HANDBAG, of which...**
3. For clarity the claim **has been amended** to read:
The ornamental design for a Handbag as shown and described.
4. The following statement must be used to describe the broken lines on the drawing (MPEP 1503.02, subsection III):
The broken line showing of rivets, zippers, zipper pulls, rectangular label, and straps is included for the purpose of showing environmental portions of the Handbag and forms no part of the claimed design.

Application/Control Number: 29/289,282
Art Unit: 2914

Page 3

The above statement **has been inserted** in the specification preceding the claim.

Corrected drawing sheets in compliance with 37 CFR 1.121(d) are required in reply to the Office action to avoid abandonment of the application. Any amended replacement-drawing sheet should include all of the figures appearing on the immediate prior version of the sheet, even if only one figure is being amended. The figure or figure number of an amended drawing should not be labeled as "amended." If a drawing figure is to be canceled, the appropriate figure must be removed from the replacement sheet, and where necessary, the remaining figures must be renumbered and appropriate changes made to the brief description of the several views of the drawings for consistency. Additional replacement sheets may be necessary to show the renumbering of the remaining figures. Each drawing sheet submitted after the filing date of an application must be labeled in the top margin as either "Replacement Sheet" or "New Sheet" pursuant to 37 CFR 1.121(d).

When preparing new drawings in compliance with the requirement therefor, care must be exercised to avoid introduction of anything which could be construed to be new matter prohibited by 35 U.S.C. 132 and 37 CFR 1.121.

Any inquiry concerning this communication or earlier communications from the examiner should be directed to Kathleen M. Sims whose telephone number is 571-272-8706. The examiner can normally be reached on Monday through Friday from 8:30 AM to 5:00 PM. If attempts to reach the examiner by telephone are unsuccessful, the examiner's supervisor, T. Chase Nelson, can be reached on 571-272-2641. The fax phone number for the organization where this application or proceeding is assigned is 571-273-8300.

Information regarding the status of an application may be obtained from the Patent Application Information Retrieval (PAIR) system. Status information for published applications may be obtained from either Private PAIR or Public PAIR. Status information for unpublished applications is available through Private PAIR only. For more information about the PAIR system, see <http://pair-direct.uspto.gov>. Should you have questions on access to the Private PAIR system, contact the Electronic Business Center (EBC) at 866-217-9197 (toll-free).

/Kathleen M Sims/
Examiner, Art Unit 2914

/T. Chase Nelson/
Supervisory Patent Examiner, Art Unit 2914

UNITED STATES PATENT AND TRADEMARK OFFICE
CERTIFICATE OF CORRECTION

PATENT NO. : D591,505 S
APPLICATION NO. : 29/289282
DATED : May 5, 2009
INVENTOR(S) : Alvaro Gonzalez

Page 1 of 8

It is certified that error appears in the above-identified patent and that said Letters Patent is hereby corrected as shown below:

Delete the Title page and substitute therefore the attached Title page showing corrected description and number of drawing sheets in patent.

Delete Drawing Sheets 1-12 and substitute therefore the attached Drawing Sheets 1-6 consisting of FIGS. 1-6.

This certificate supersedes the Certificate of Correction issued April 26, 2011.

Signed and Sealed this
Twenty-fourth Day of May, 2011

A handwritten signature in black ink that reads "David J. Kappos". The signature is written in a cursive style with a large, stylized 'D' and 'K'.

David J. Kappos
Director of the United States Patent and Trademark Office

(12) **United States Design Patent**
Gonzalez

(10) **Patent No.:** **US D591,505 S**
(45) **Date of Patent:** **** May 5, 2009**

(54) **HANDBAG**

(75) Inventor: **Alvaro Gonzalez**, Florence (IT)

(73) Assignee: **J. Choo Limited**, London (GB)

(**) Term: **14 Years**

(21) Appl. No.: **29/289,282**

(22) Filed: **Jul. 13, 2007**

(30) **Foreign Application Priority Data**
Jan. 15, 2007 (EM) 000654900-0022

(51) **LOC (9) Cl.** **03-01**

(52) **U.S. Cl.** **D3/245**

(58) **Field of Classification Search** D3/232,
D3/233, 234, 238, 239, 240, 241, 243, 245,
D3/246, 303, 318, 319, 321, 322, 323, 324,
D3/325, 326, 900, 902; 150/100, 106, 107,
150/108, 110, 111, 112, 118; 190/100, 106,
190/108, 109, 112, 113, 115, 900, 902, 903;
383/6, 25, 37, 38, 41, 42, 120

See application file for complete search history.

(56) **References Cited**

U.S. PATENT DOCUMENTS

D531,405 S	11/2006	Tortorella	
D543,026 S *	5/2007	Gonzalez	D3/243
D551,863 S	10/2007	Gonzalez	
D557,010 S *	12/2007	Gonzalez	D3/243
D557,895 S *	12/2007	Gonzalez	D3/243
D559,539 S *	1/2008	Gonzalez	D3/243
D561,467 S *	2/2008	Maier	D3/232
D563,668 S *	3/2008	Gonzalez	D3/232

OTHER PUBLICATIONS

- U.S. Appl. No. 29/263,194, filed Jul. 17, 2006.
- U.S. Appl. No. 29/263,195, filed Jul. 17, 2006.
- U.S. Appl. No. 29/269,617, filed Dec. 4, 2006.
- U.S. Appl. No. 29/269,616, filed Dec. 4, 2006.
- U.S. Appl. No. 29/271,662, filed Jan. 23, 2007.
- U.S. Appl. No. 29/289,283, filed Jul. 13, 2007.

* cited by examiner

Primary Examiner T. Chase Nelson
Assistant Examiner—Kathleen M Sims
(74) *Attorney, Agent, or Firm*—Fross Zelnick Lehrman & Zissu, P.C.; Lawrence E. Apolzon, Esq.

(57) **CLAIM**

The ornamental design for a handbag, as shown and described.

DESCRIPTION

FIG. 1 is a front perspective view of a handbag showing my new design;

FIG. 2 is a front view of the handbag shown in FIG. 1;

FIG. 3 is a rear view of the handbag shown in FIG. 1;

FIG. 4 is a left side view of the handbag shown in FIG. 1 (with the right side view being a mirror image thereof);

FIG. 5 is a top view of the handbag shown in FIG. 1;

FIG. 6 is a bottom view of the handbag shown in FIG. 1;

1 Claim, 6 Drawing Sheets





FIG. 1

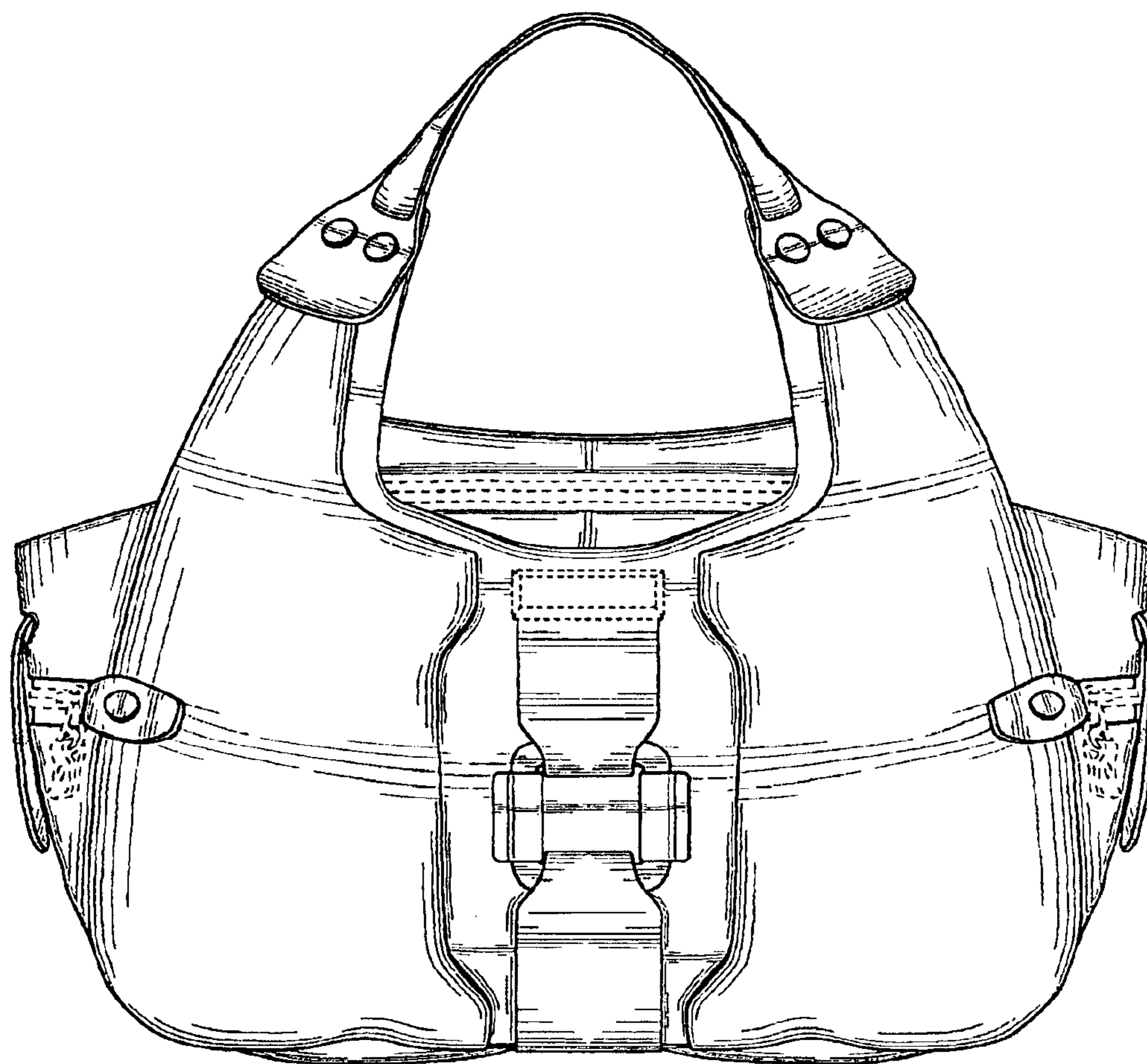


FIG. 2

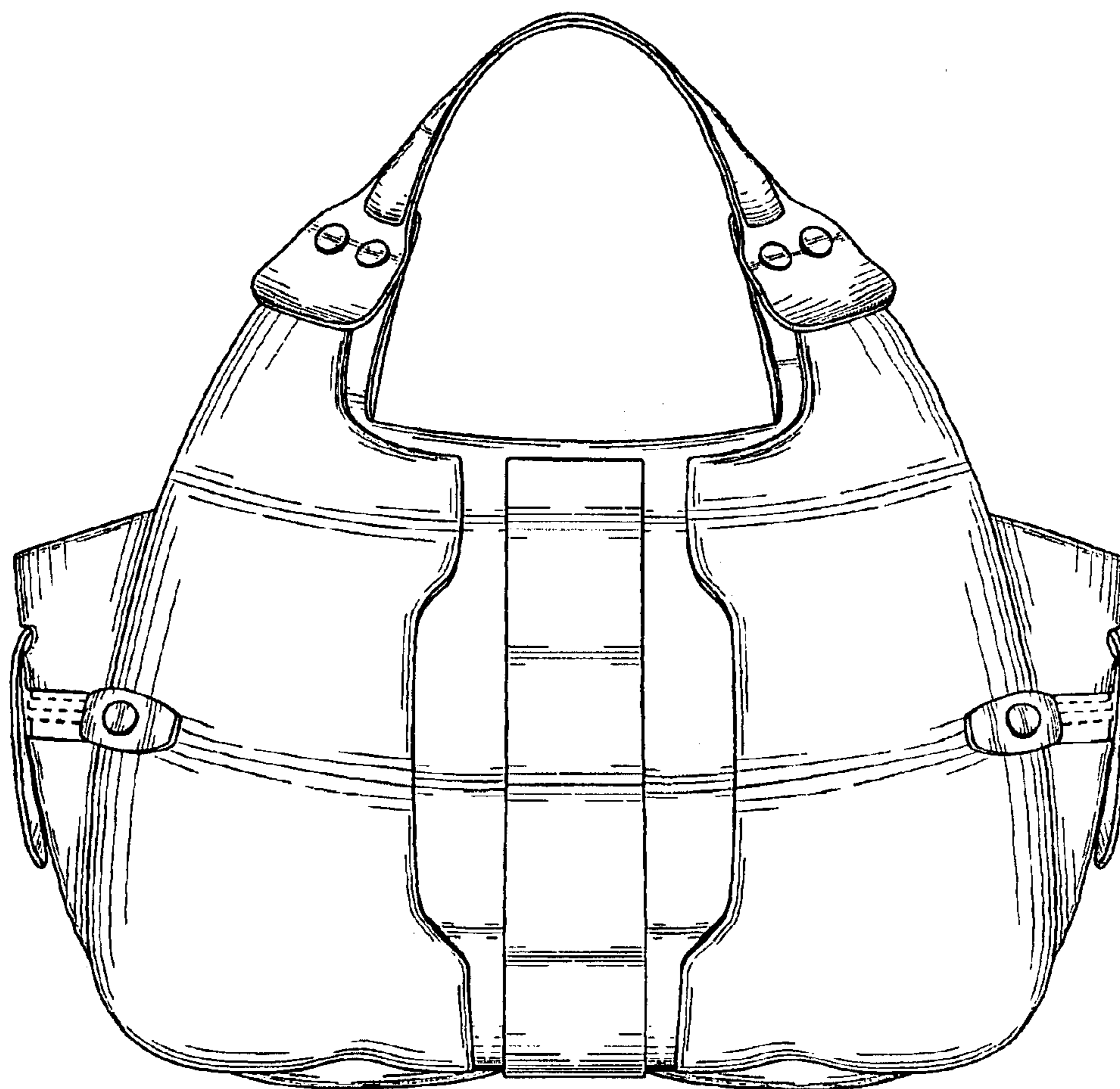


FIG. 3

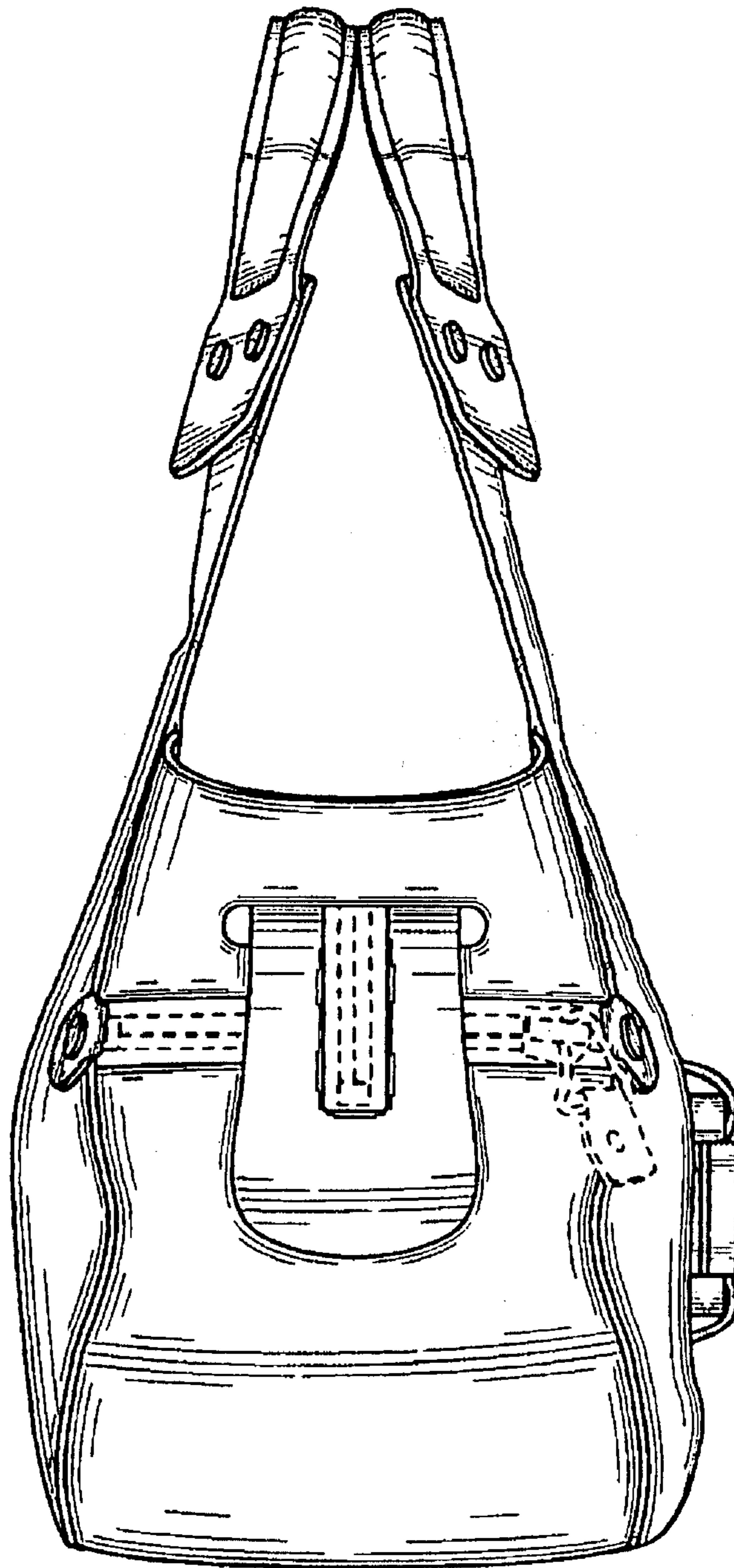


FIG. 4

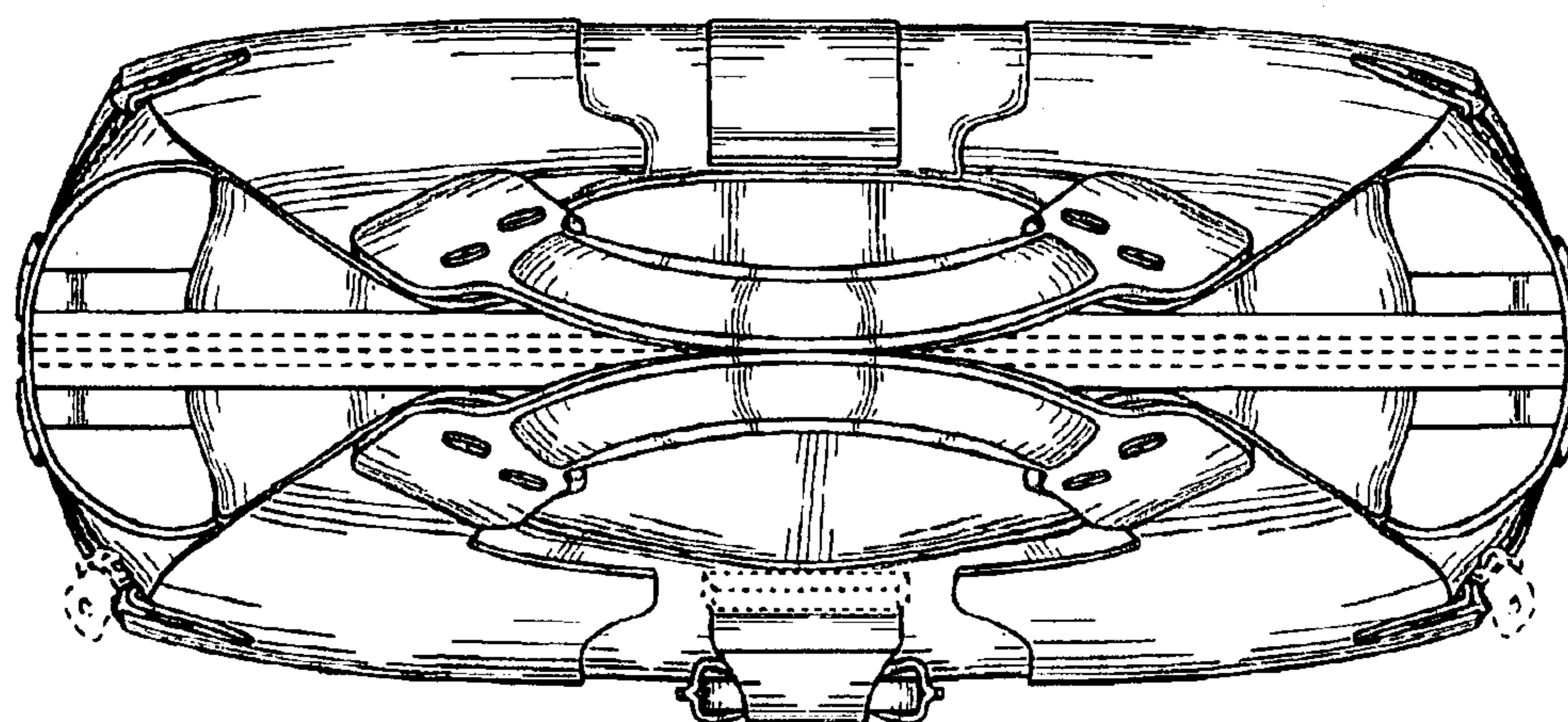


FIG. 5




FIG. 6