



US00D591501S

(12) **United States Design Patent**
Perkowski

(10) **Patent No.:** **US D591,501 S**

(45) **Date of Patent:** **** May 5, 2009**

(54) **CLOCK PURSE**

(76) **Inventor:** **Dara A. Perkowski**, 115 S. Rocky River Dr., Apartment 701, Berea, OH (US) 44017

(**) **Term:** **14 Years**

(21) **Appl. No.:** **29/326,006**

(22) **Filed:** **Oct. 9, 2008**

(51) **LOC (9) Cl.** **03-01**

(52) **U.S. Cl.** **D3/234**

(58) **Field of Classification Search** D3/232-234, D3/238, 240-246, 318, 322, 324; 150/100, 150/103-104, 106-110, 114, 118-119
See application file for complete search history.

(56) **References Cited**

U.S. PATENT DOCUMENTS

1,435,704 A	11/1922	Fisher	
2,055,852 A	9/1936	Resnick	
D120,940 S *	6/1940	Lobel D3/233
D260,325 S *	8/1981	Davis D3/234
D268,304 S	3/1983	Schimmel	
4,705,408 A	11/1987	Jordi	
D334,285 S	3/1993	Wilson	

D351,320 S *	10/1994	Minor D7/606
5,424,926 A	6/1995	Myers	
5,661,456 A	8/1997	Stahle, Jr.	
6,135,179 A	10/2000	Joyner	
D497,250 S *	10/2004	Anderson et al. D3/238
D553,855 S *	10/2007	Golden D3/238
2002/0113705 A1	8/2002	Wallace	
2006/0065339 A1	3/2006	Auersperg, Jr.	

* cited by examiner

Primary Examiner—Holly H Baynham

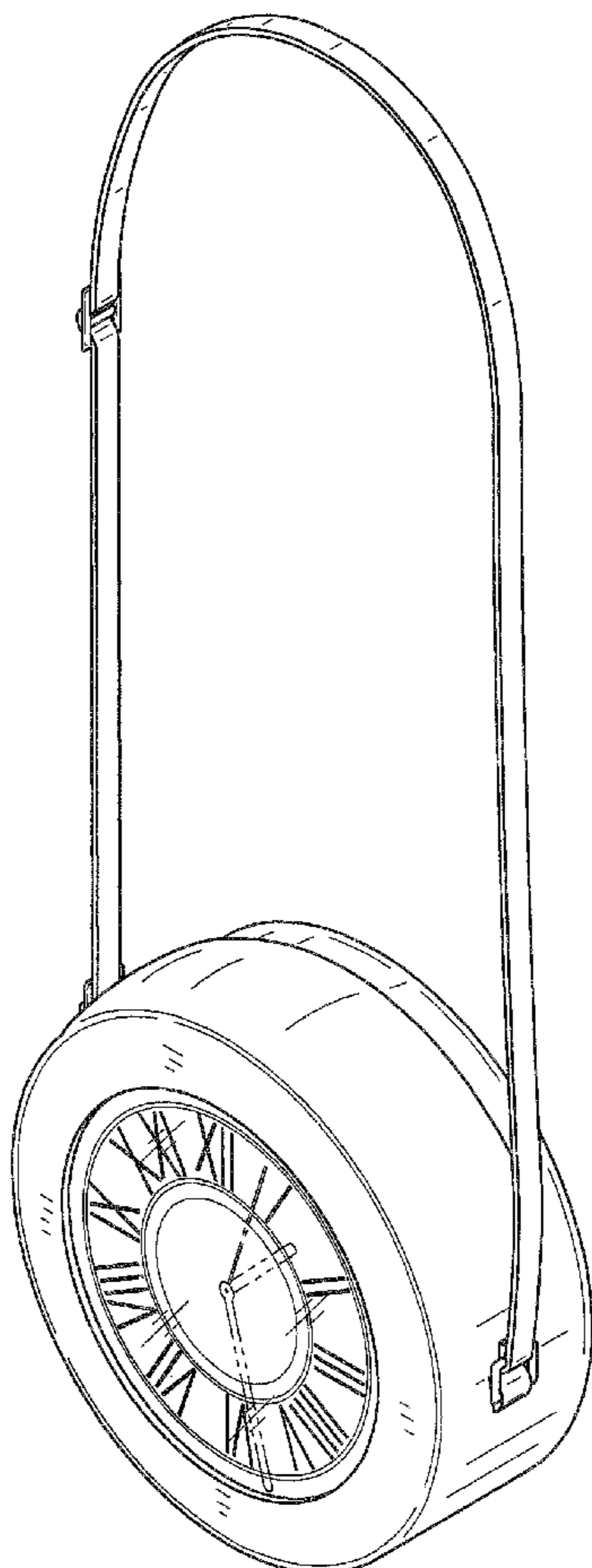
(57) **CLAIM**

The ornamental design for a clock purse, as shown.

DESCRIPTION

FIG. 1 is a perspective view of a clock purse;
FIG. 2 is a front view thereof;
FIG. 3 is a back view thereof;
FIG. 4 is a side view thereof;
FIG. 5 is an opposite side view thereof;
FIG. 6 is a top view thereof; and,
FIG. 7 is a bottom view thereof.

1 Claim, 4 Drawing Sheets



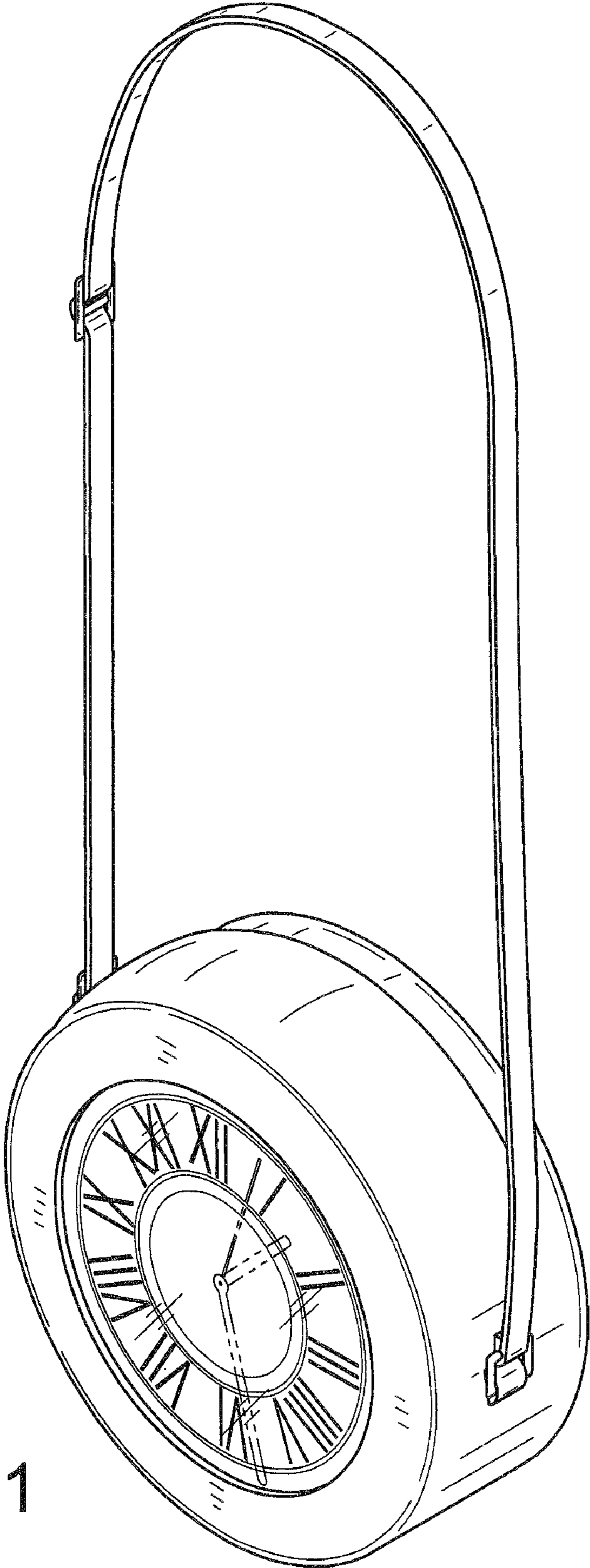


FIG. 1




FIG. 2

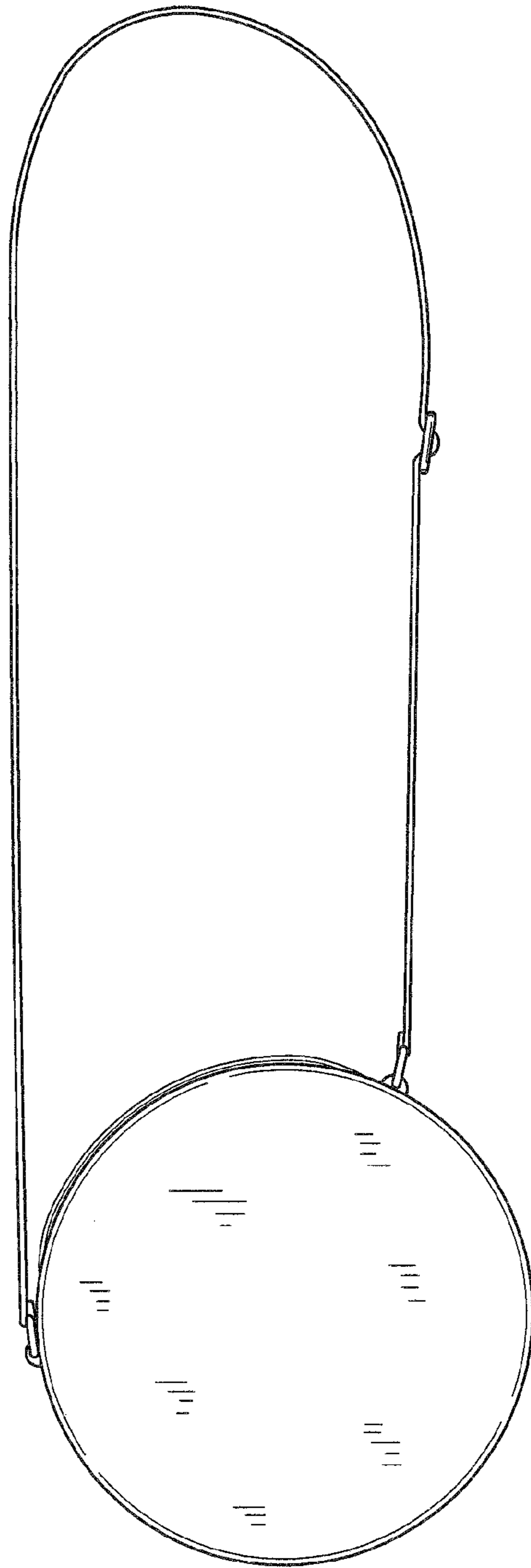


FIG. 3




FIG. 4




FIG. 5

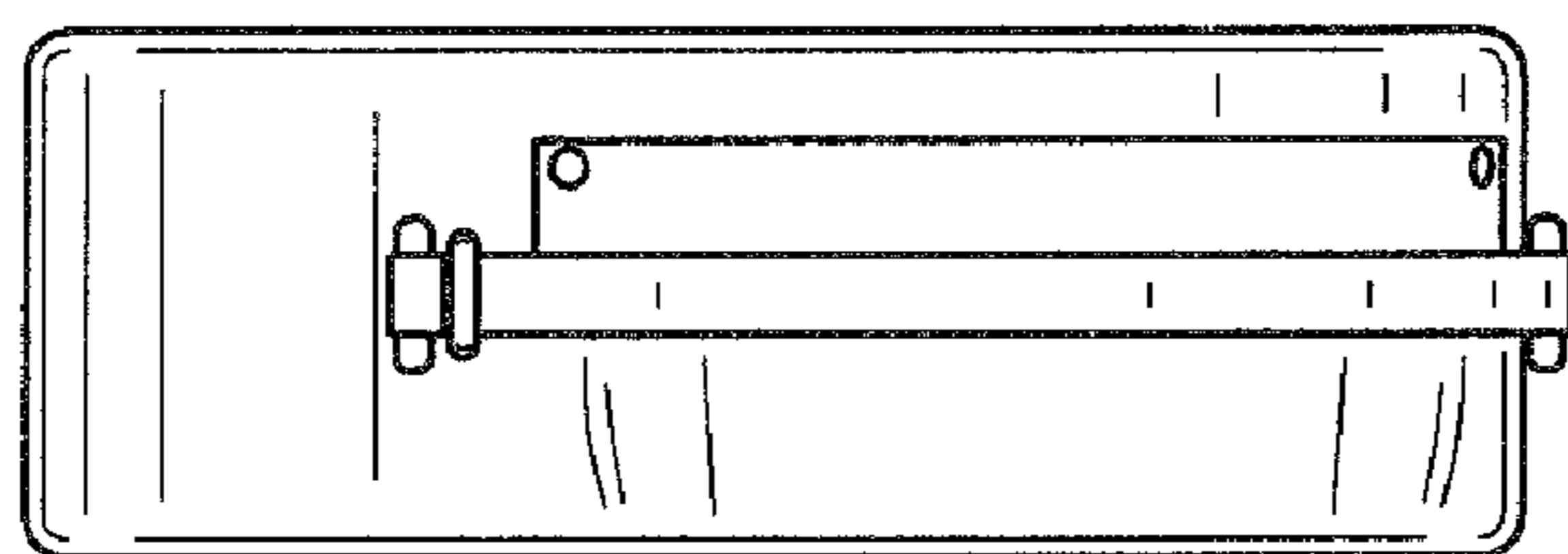


FIG. 6




FIG. 7