



US00D591494S

(12) **United States Design Patent**  
**Jolicoeur**

(10) **Patent No.:** **US D591,494 S**

(45) **Date of Patent:** **\*\* May 5, 2009**

(54) **SHOE INSOLE WITH BUMPS**

(75) Inventor: **Jason Jolicoeur**, Stoughton, MA (US)

(73) Assignee: **C. & J. Clark America, Inc.**, Newton Upper Falls, MA (US)

(\*\*) Term: **14 Years**

(21) Appl. No.: **29/329,692**

(22) Filed: **Dec. 19, 2008**

(51) **LOC (9) Cl.** ..... **02-99**

(52) **U.S. Cl.** ..... **D2/961**

(58) **Field of Classification Search** ..... D2/946,  
D2/961; 36/43, 44

See application file for complete search history.

(56) **References Cited**

**U.S. PATENT DOCUMENTS**

D305,954 S *	2/1990	Kin	.....	D2/961
D495,861 S *	9/2004	Georgiou et al.	.....	D2/961
D529,698 S *	10/2006	Hikade et al.	.....	D2/961
D576,396 S *	9/2008	Wolff	.....	D2/961
D576,780 S *	9/2008	Jolicoeur	.....	D2/961

\* cited by examiner

*Primary Examiner*—Dominic Simone

(74) *Attorney, Agent, or Firm*—St. Onge Steward Johnston & Reens LLC

(57) **CLAIM**

The ornamental design for a shoe insole with bumps, as shown and described.

**DESCRIPTION**

FIG. 1 is a top, front and left side perspective view of a shoe insole with bumps in accordance with the new design;

FIG. 2 is a top plan view of the shoe insole of FIG. 1;

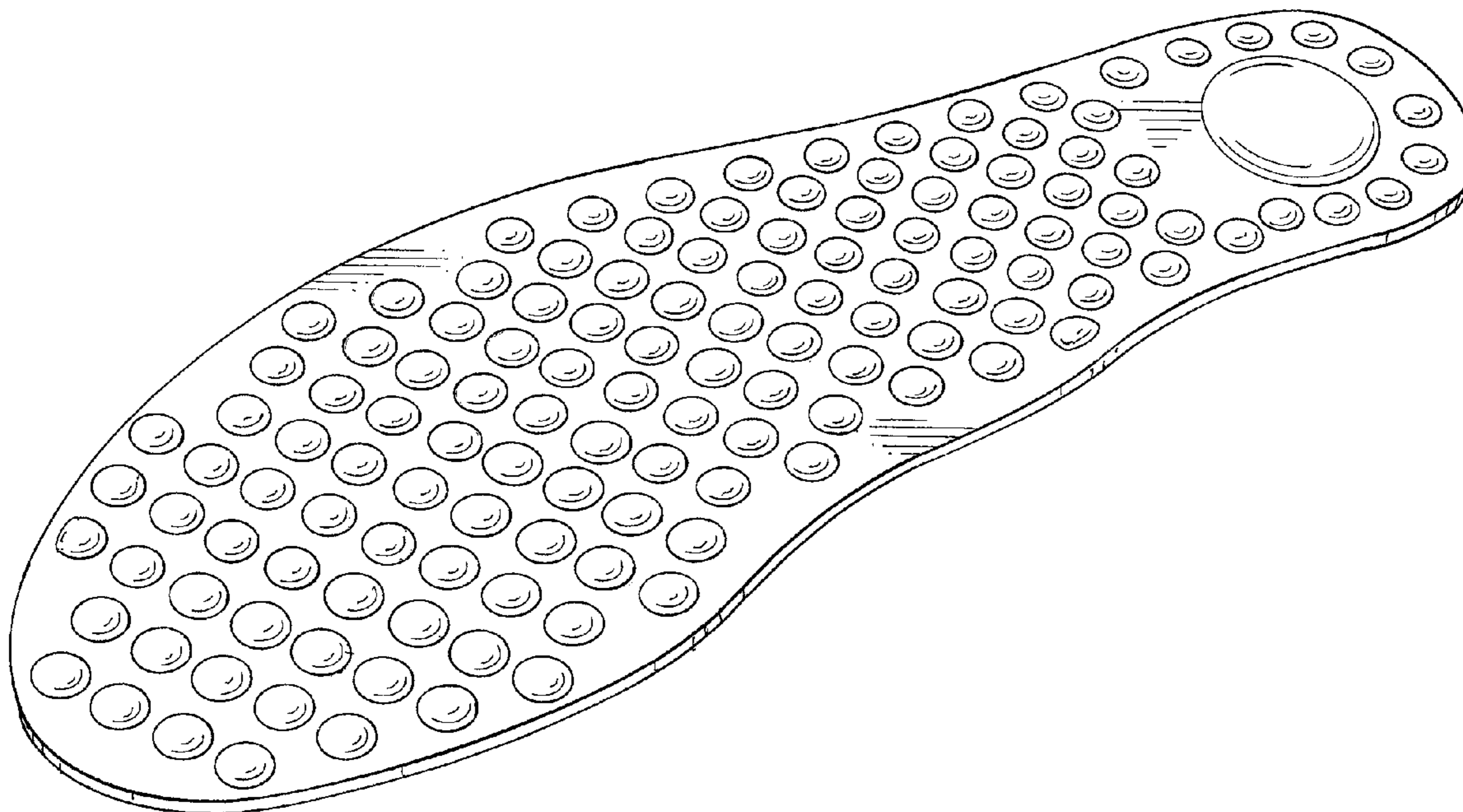
FIG. 3 a left side elevation view of the shoe insole of FIG. 1;

FIG. 4 is a right side elevation view of the shoe insole of FIG. 1;

FIG. 5 is a front elevation view of the shoe insole of FIG. 1; and,

FIG. 6 is a rear elevation view of the shoe insole of FIG. 1.

**1 Claim, 3 Drawing Sheets**



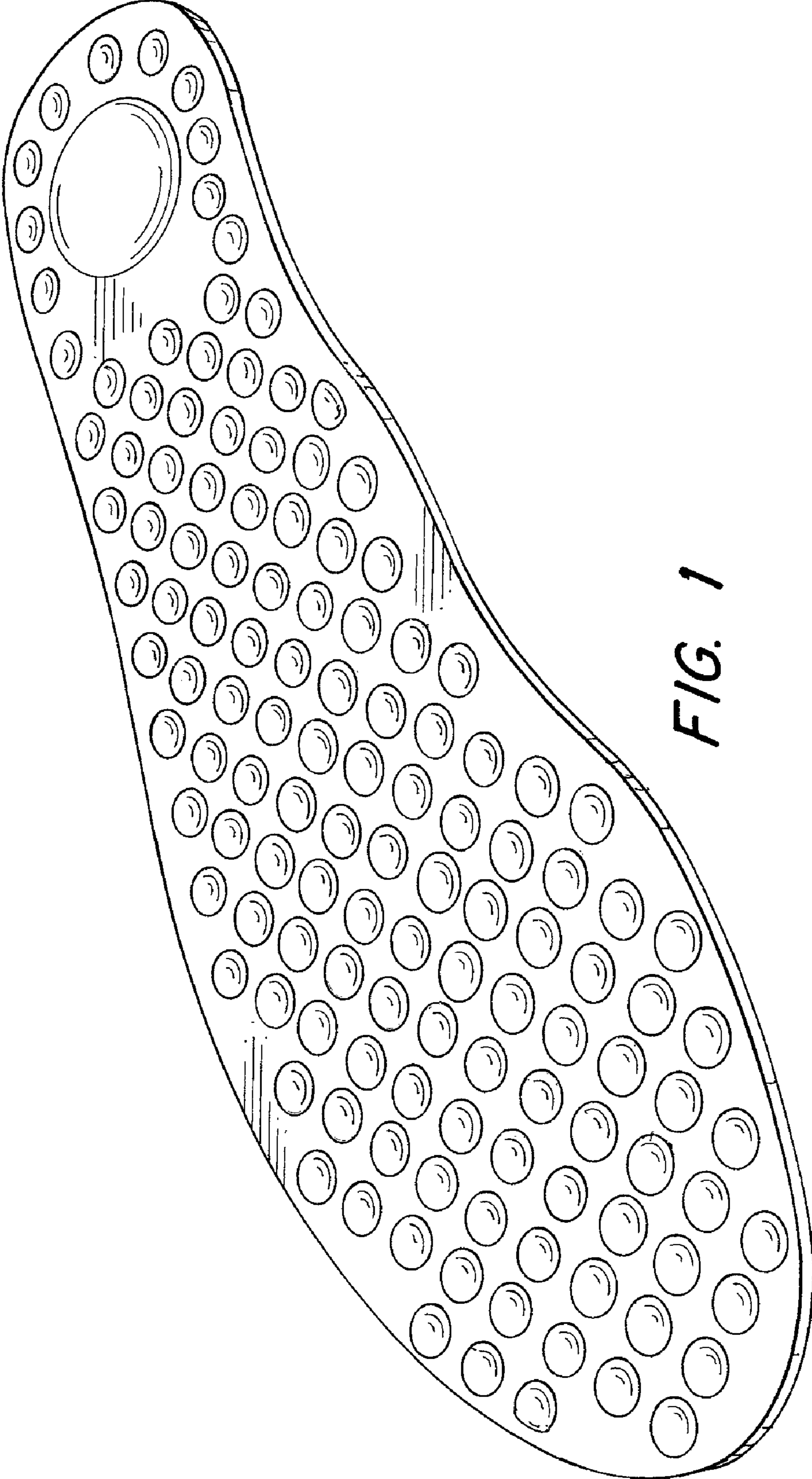


FIG. 1

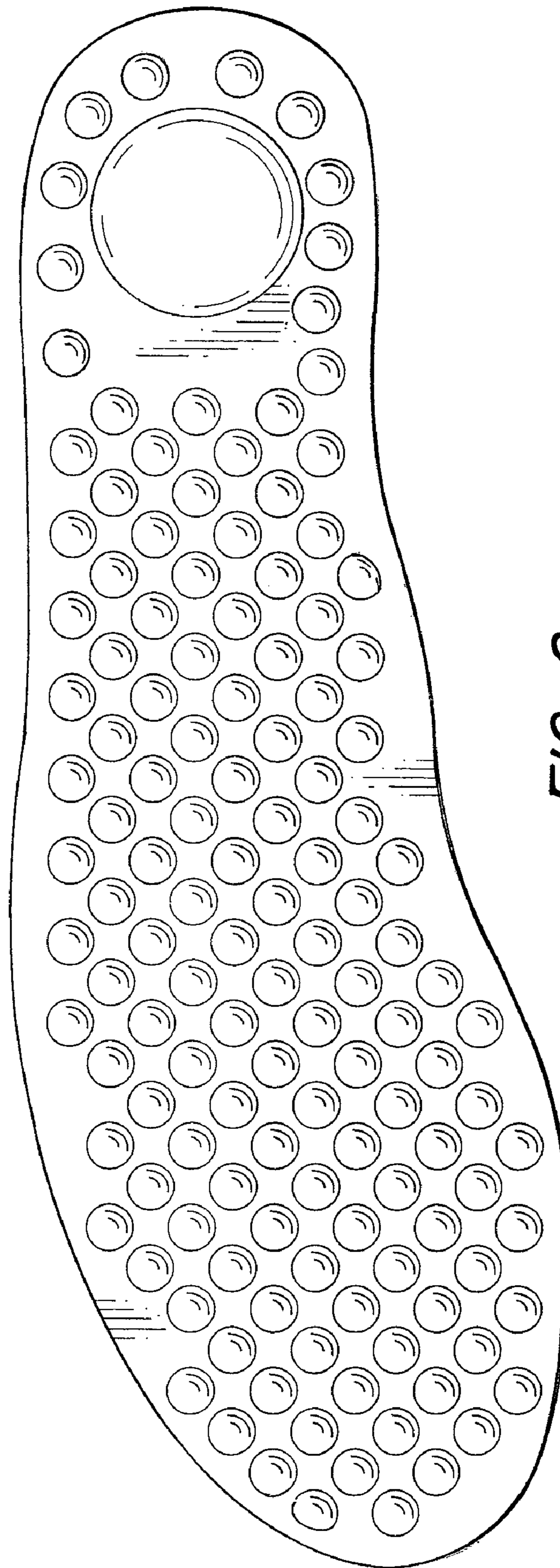
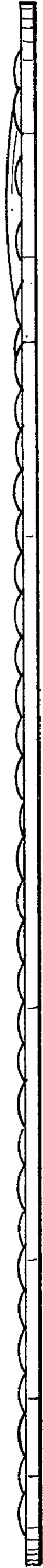


FIG. 2



*FIG. 3*



*FIG. 4*



*FIG. 5*

*FIG. 6*