

US00D591479S

(12) **United States Design Patent**  
**Schalk et al.**

(10) **Patent No.:** **US D591,479 S**  
(45) **Date of Patent:** **\*\* May 5, 2009**

(54) **PET TREAT**

(75) Inventors: **Douglas H. Schalk**, Joplin, MO (US);  
**Michael Innis**, Baxter Springs, KS (US);  
**Tracey Dianne Ziener**, Franklin, TN  
(US)

(73) Assignee: **MARS, Incorporated**, McLean, VA  
(US)

(\*\*) Term: **14 Years**

(21) Appl. No.: **29/303,399**

(22) Filed: **Feb. 7, 2008**

(51) **LOC (9) Cl.** ..... **01-01**

(52) **U.S. Cl.** ..... **D1/199**

(58) **Field of Classification Search** ..... D1/100,  
D1/106, 120, 125, 127-128, 199; D30/160;  
D24/102, 103; 426/2, 104, 635, 805; 119/706-711  
See application file for complete search history.

(56) **References Cited**

**U.S. PATENT DOCUMENTS**

4,504,511	A *	3/1985	Binley	.....	426/565
D310,750	S *	9/1990	Constance	.....	D1/128
D407,992	S *	4/1999	Lehman	.....	D11/119
6,136,391	A *	10/2000	Lehman	.....	428/10
6,428,830	B1 *	8/2002	Matthews et al.	.....	426/92
6,645,538	B2 *	11/2003	Best et al.	.....	426/91
D514,264	S *	1/2006	Viola	.....	D30/160
D530,482	S *	10/2006	Zhang et al.	.....	D1/125
D532,584	S *	11/2006	Richey et al.	.....	D1/125
D536,538	S *	2/2007	Ping Sheng	.....	D5/99
D539,550	S *	4/2007	Ping Sheng	.....	D5/99
2001/0007691	A1 *	7/2001	Matthews et al.	.....	426/516

**OTHER PUBLICATIONS**

U.S. Appl. No. 29/300,010, filed Feb. 7, 2008, by Douglas H. Schalk et al., entitled "Pet Treat".

U.S. Appl. No. 29/303,398, filed Feb. 7, 2008, by Douglas H. Schalk et al., entitled "Pet Treat".

Del Monte product image, "Snausages", In public use approximately Jan. 2007.

<http://www.snausages.com/snack-shack/snawsomes.htm>, visited Feb. 6, 2008.

\* cited by examiner

*Primary Examiner*—Cathron C Brooks

*Assistant Examiner*—Barbara Fox

(74) *Attorney, Agent, or Firm*—Arent Fox LLP

(57) **CLAIM**

The ornamental design for a pet treat, as shown and described.

**DESCRIPTION**

FIG. 1 is a perspective view of a pet treat showing our new design; the broken lines and the area surrounded by said broken lines form no part of the claimed design;

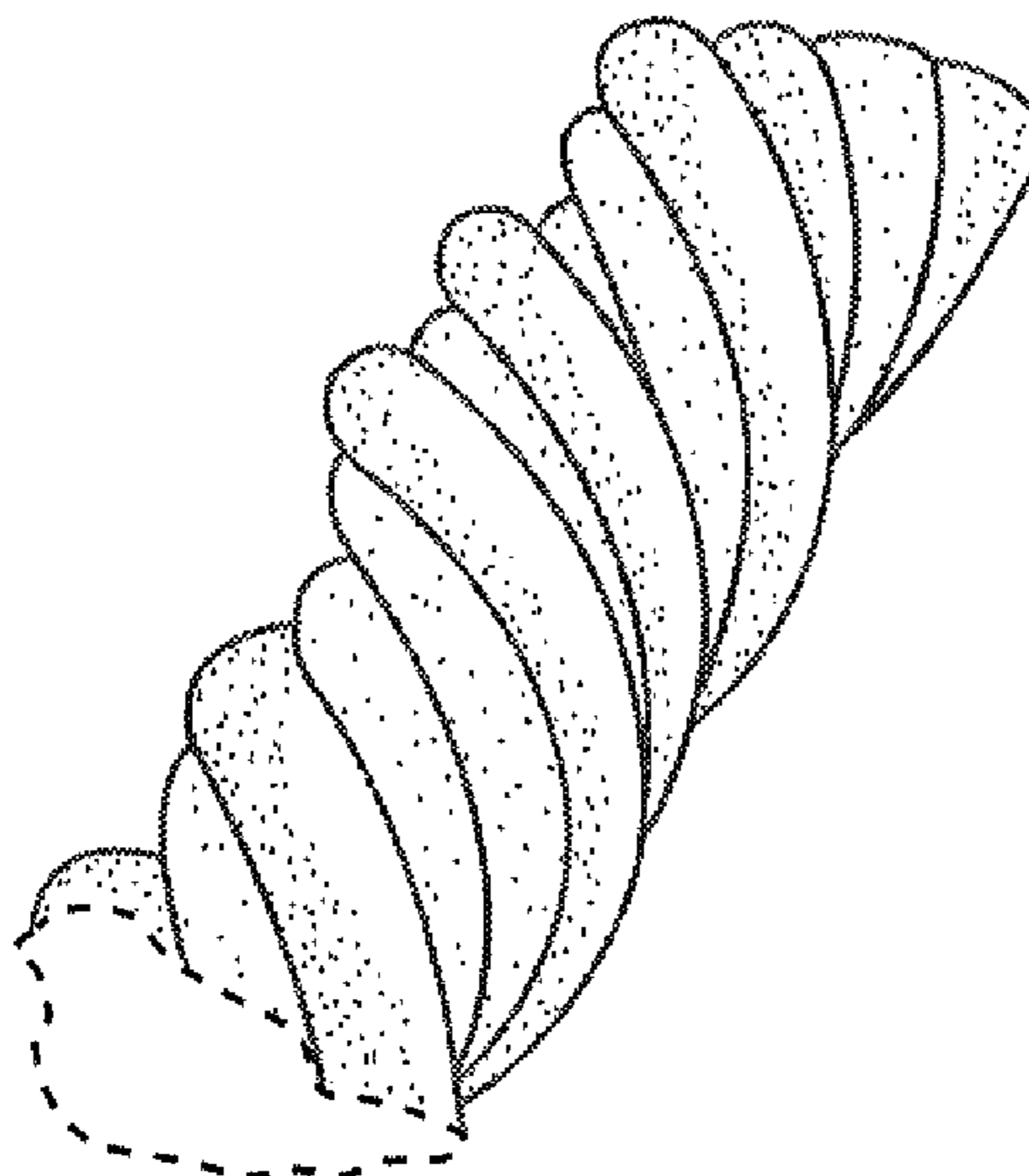
FIG. 2 is a front view of the design shown in FIG. 1, wherein the rear view is a mirror image thereof; the broken lines define the bounds of the claimed design; the broken lines themselves forming no part of the claimed design;

FIG. 3 is a left view of the design shown in FIG. 1; wherein the right view is a mirror image thereof; the broken lines define the bounds of the claimed design; the broken lines themselves forming no part of the claimed design;

FIG. 4 is a top view of the design shown in FIG. 1; the broken lines and the area surrounded by said broken lines form no part of the claimed design; and,

FIG. 5 is a bottom view of the design shown in FIG. 1; the broken lines and the area surrounded by said broken lines form no part of the claimed design.

**1 Claim, 1 Drawing Sheet**



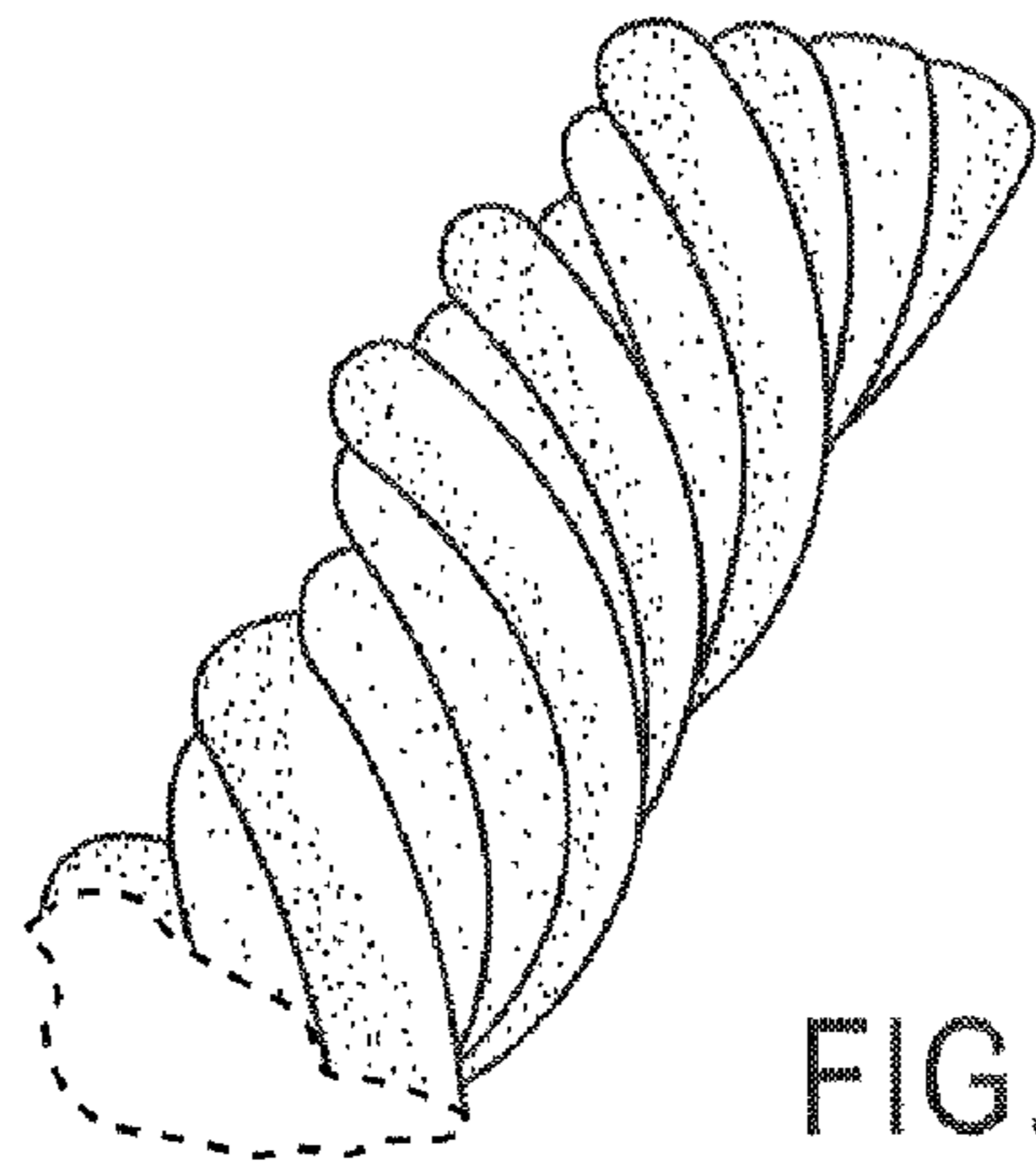


FIG. 1

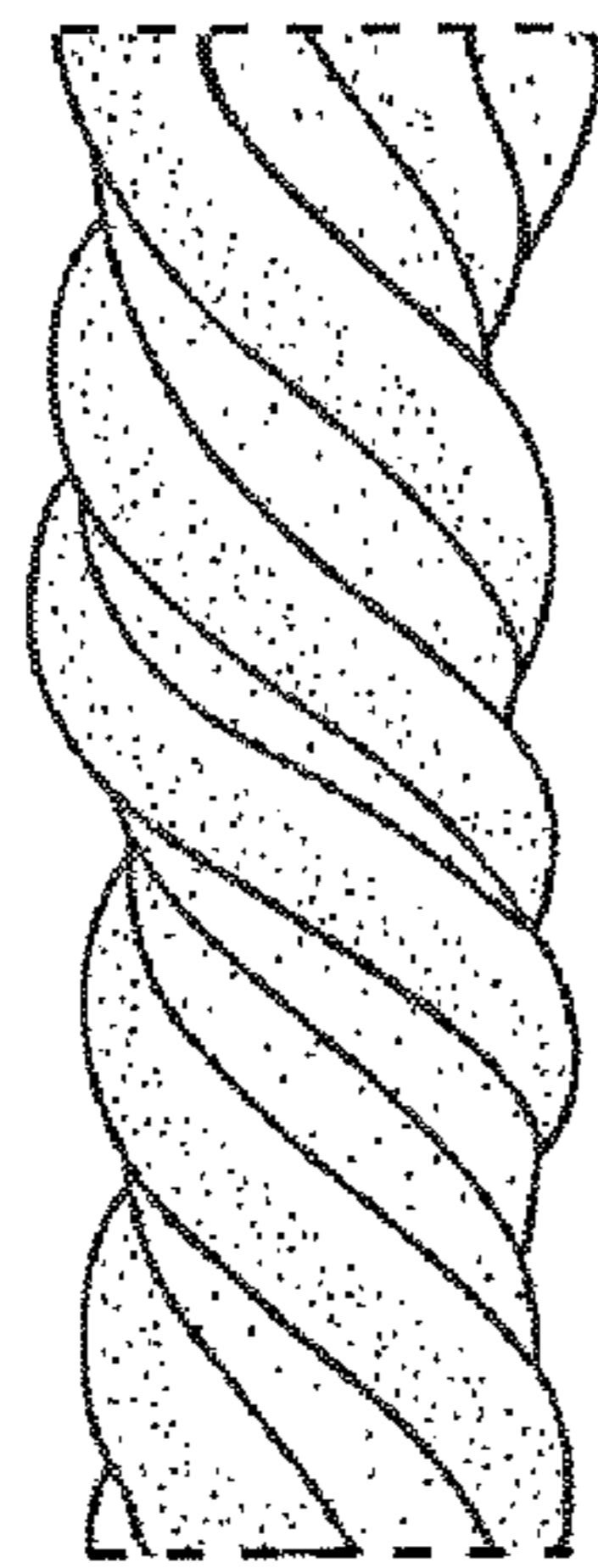


FIG. 2

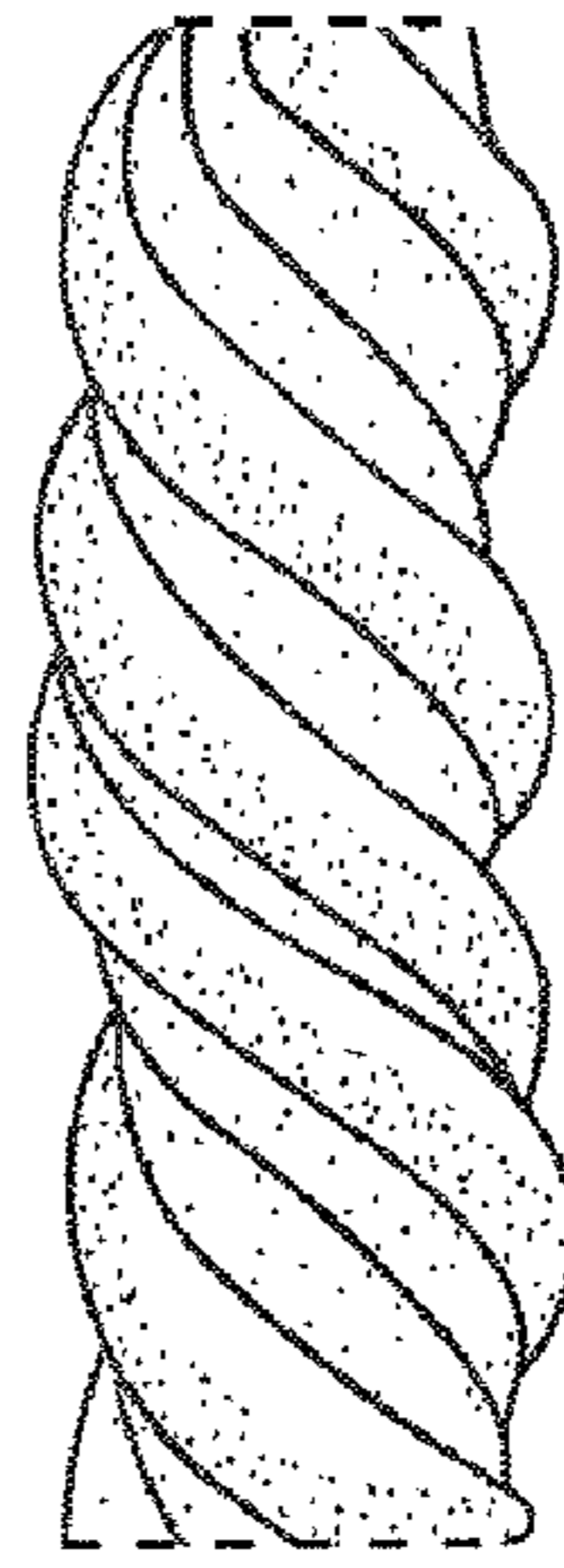


FIG. 3



FIG. 4



FIG. 5