



US00D591478S

(12) **United States Design Patent**
Slusarczyk et al.

(10) **Patent No.:** **US D591,478 S**

(45) **Date of Patent:** **** May 5, 2009**

(54) **PET TREAT**

(74) *Attorney, Agent, or Firm*—Arent Fox LLP

(75) Inventors: **Peter Sebastian Slusarczyk**,
Nolensville, TN (US); **Angel Eduardo**
Hernandez, Nolensville, TN (US);
Jason Michael Friedland, Franklin, TN
(US); **Michael Innis**, Baxter Springs, KS
(US)

(57) **CLAIM**

The ornamental design for a pet treat, as shown and described.

(73) Assignee: **MARS, Incorporated**, McLean, VA
(US)

DESCRIPTION

(**) Term: **14 Years**

FIG. 1 is a perspective view of a pet treat showing our new design, according to a first embodiment;

FIG. 2 is a top view of the design shown in FIG. 1;

FIG. 3 is a bottom view of the design shown in FIG. 1;

FIG. 4 is a front view of the design shown in FIG. 1;

FIG. 5 is a rear view of the design shown in FIG. 1;

FIG. 6 is a left side view of the design shown in FIG. 1;

FIG. 7 is a right side view of the design shown in FIG. 1;

FIG. 8 is a perspective view of a pet treat showing our new design, according to a second embodiment;

FIG. 9 is a top view of the design shown in FIG. 8;

FIG. 10 is a bottom view of the design shown in FIG. 8;

FIG. 11 is a front view of the design shown in FIG. 8;

FIG. 12 is a rear view of the design shown in FIG. 8;

FIG. 13 is a left side view of the design shown in FIG. 8;

FIG. 14 is a right side view of the design shown in FIG. 8;

FIG. 15 is a perspective view of a pet treat showing our new design, according to a third embodiment;

FIG. 16 is a top view of the design shown in FIG. 15;

FIG. 17 is a bottom view of the design shown in FIG. 15;

FIG. 18 is a front view of the design shown in FIG. 15;

FIG. 19 is a rear view of the design shown in FIG. 15;

FIG. 20 is a left side view of the design shown in FIG. 15; and,

FIG. 21 is a right side view of the design shown in FIG. 15.

(21) Appl. No.: **29/318,929**

(22) Filed: **May 30, 2008**

(51) **LOC (9) Cl.** **01-01**

(52) **U.S. Cl.** **D1/107**

(58) **Field of Classification Search** D1/100,
D1/106–110, 120, 125, 127–130, 199; D30/160;
D24/102, 103; 426/2, 94, 104, 623, 625,
426/805; 119/706–711

See application file for complete search history.

(56) **References Cited**

U.S. PATENT DOCUMENTS


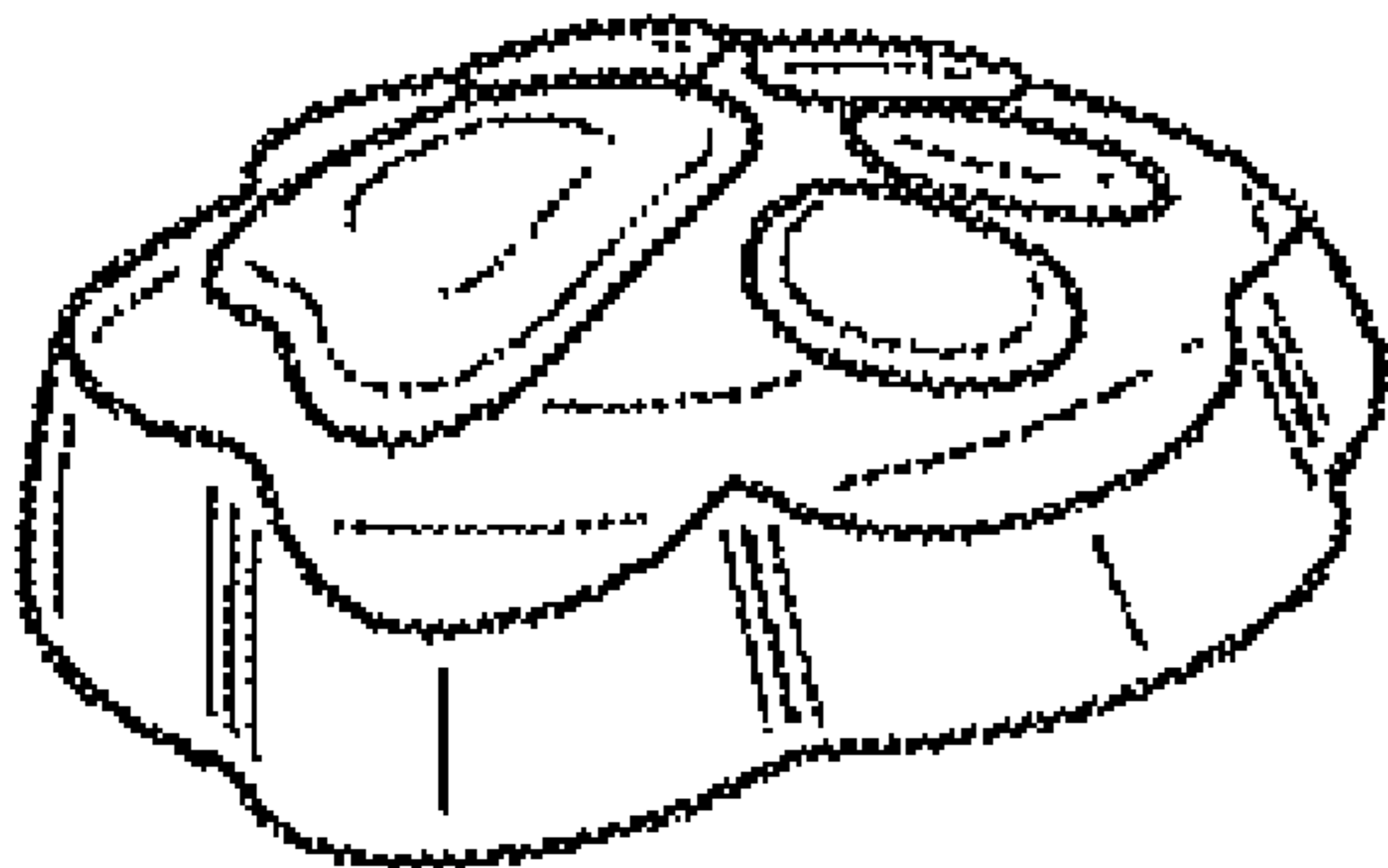
D357,588 S *	4/1995	Fachinger	D6/304
D360,304 S *	7/1995	Fachinger	D6/304
D427,743 S *	7/2000	Macias	D1/107
D435,160 S *	12/2000	Macias	D1/107
D440,736 S *	4/2001	Stafford	D1/107
D475,504 S	6/2003	Hodgdon		
D540,007 S	4/2007	Edwards		
D572,141 S *	7/2008	Slabaugh	D9/601
D581,830 S *	12/2008	Slabaugh	D11/127

* cited by examiner

Primary Examiner—Cathron C Brooks

Assistant Examiner—Barbara Fox

1 Claim, 3 Drawing Sheets



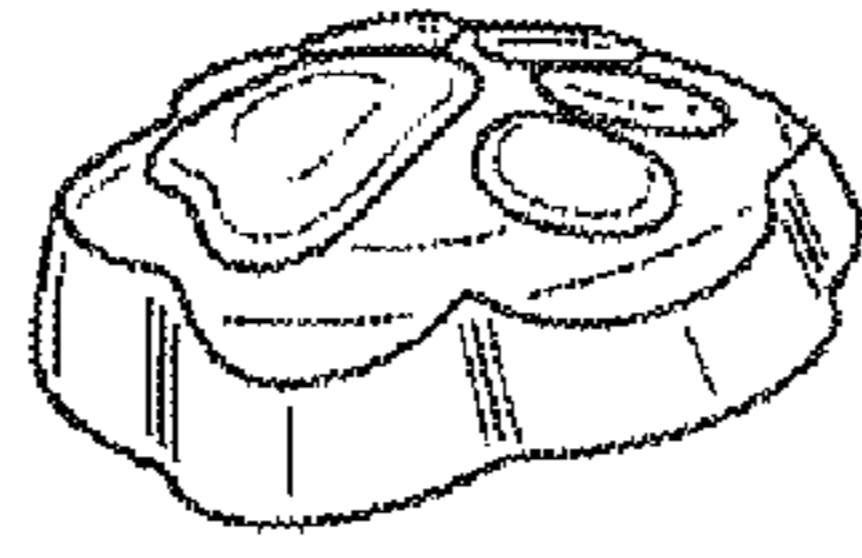


FIG. 1

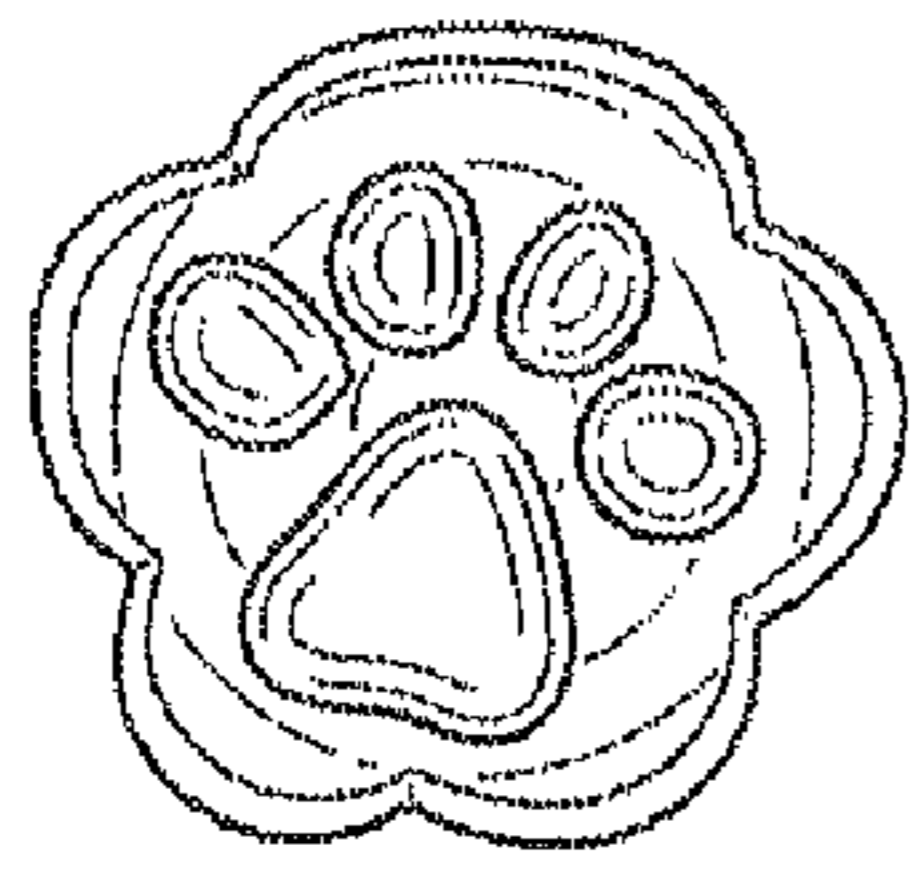


FIG. 2

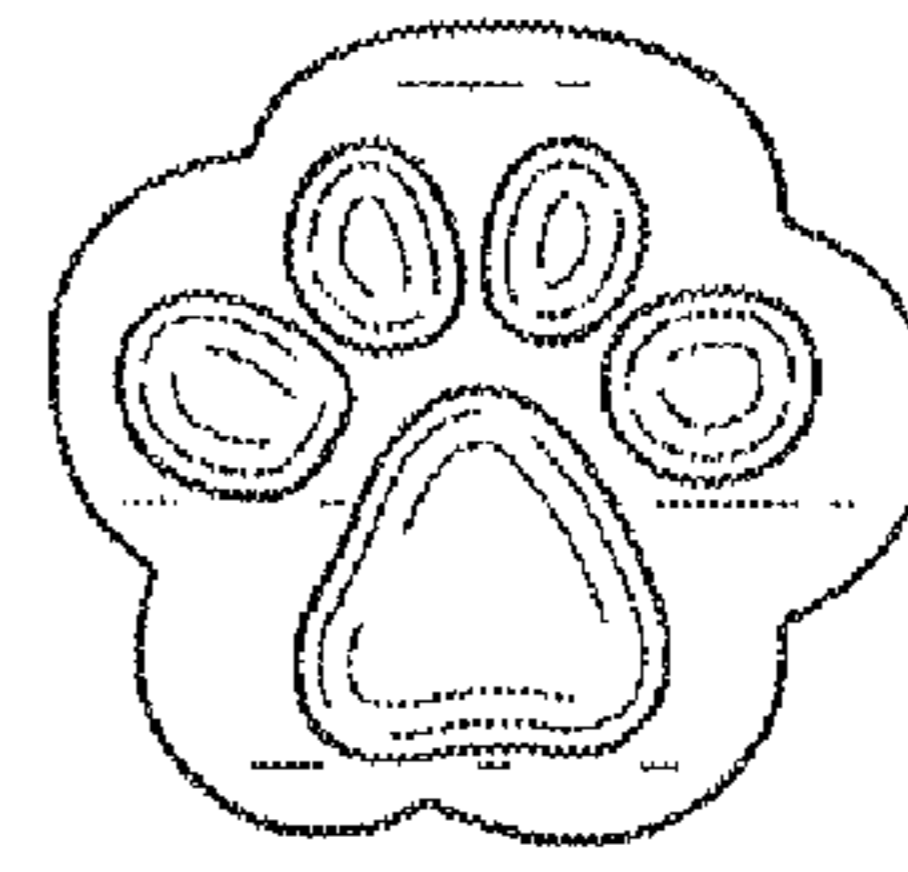


FIG. 3



FIG. 4



FIG. 5

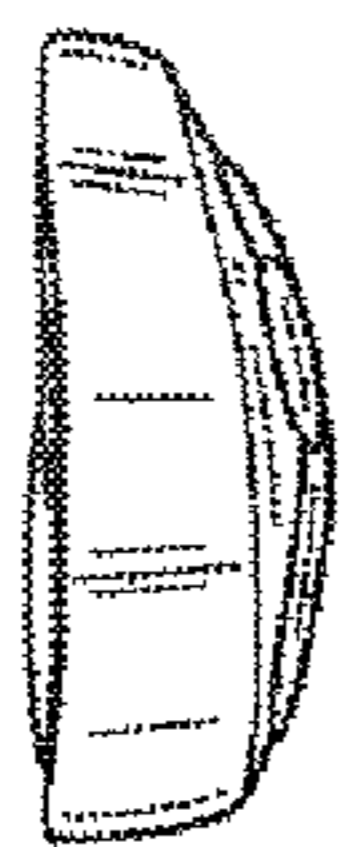


FIG. 6




FIG. 7

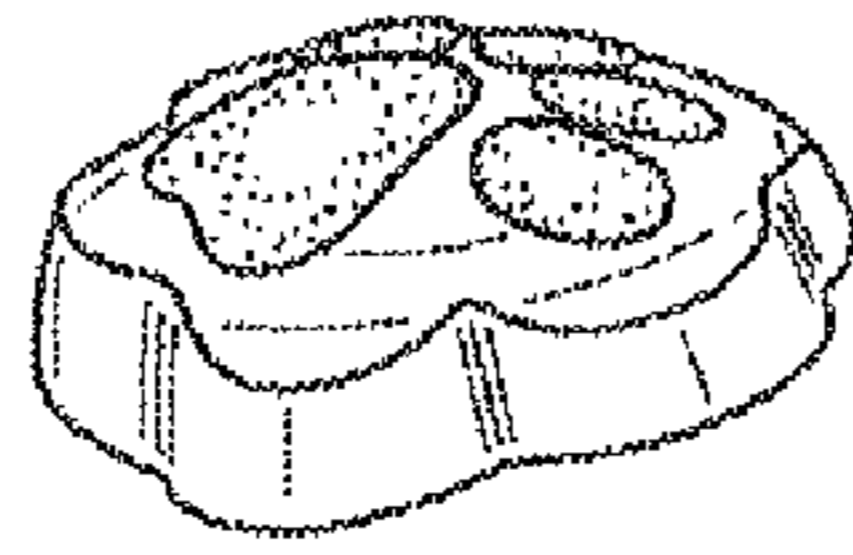


FIG. 8

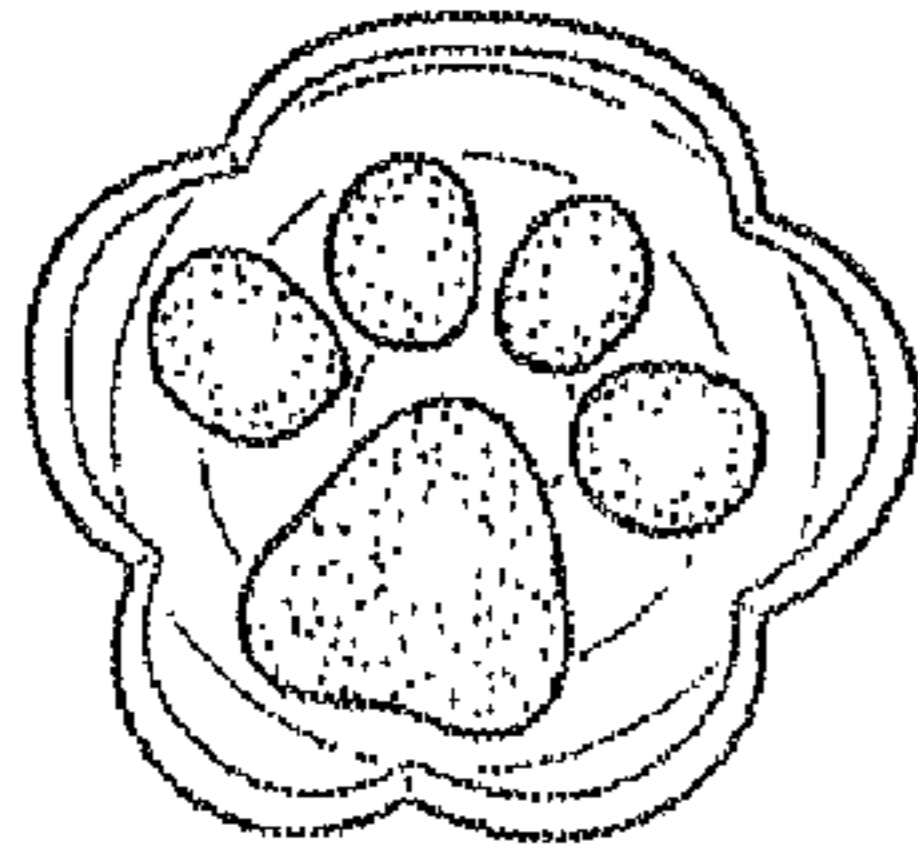


FIG. 9

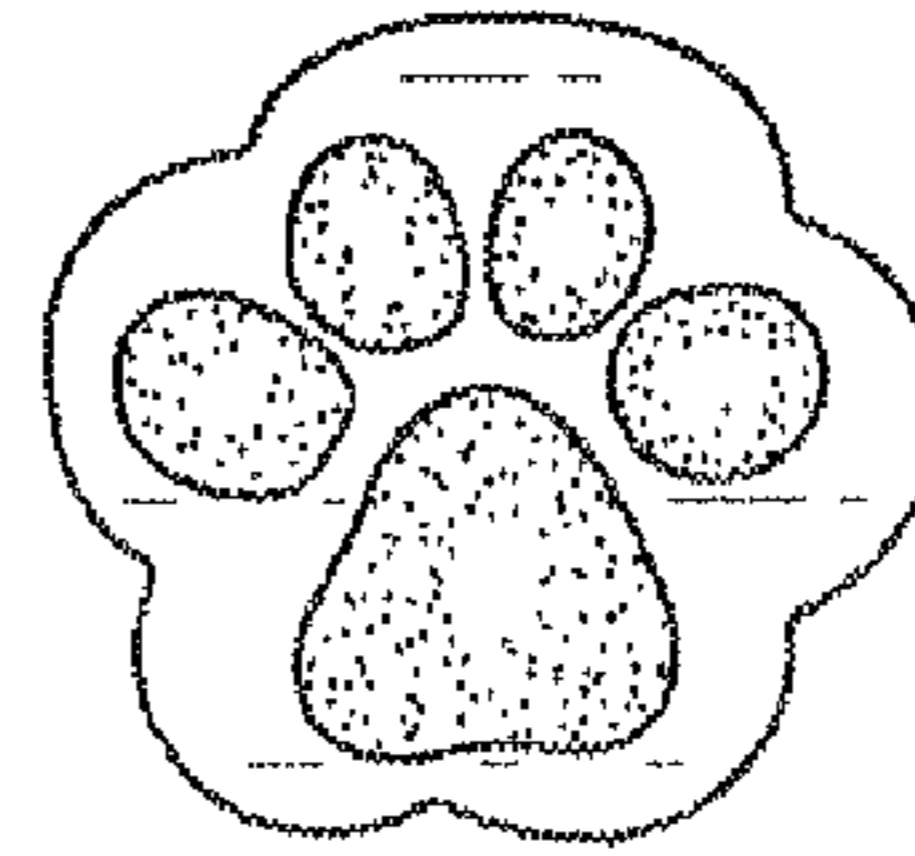


FIG. 10



FIG. 11



FIG. 12



FIG. 13

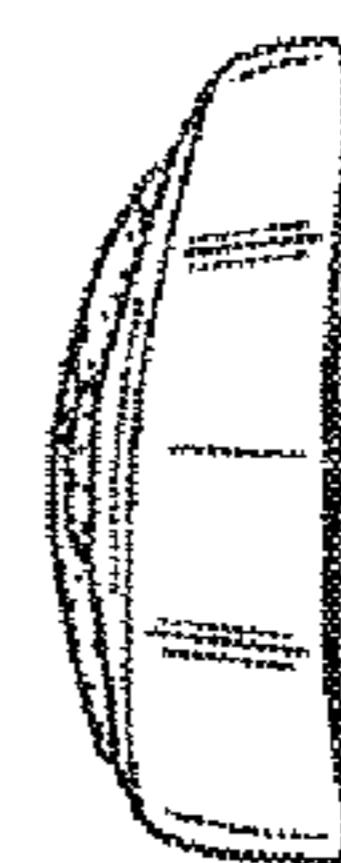


FIG. 14

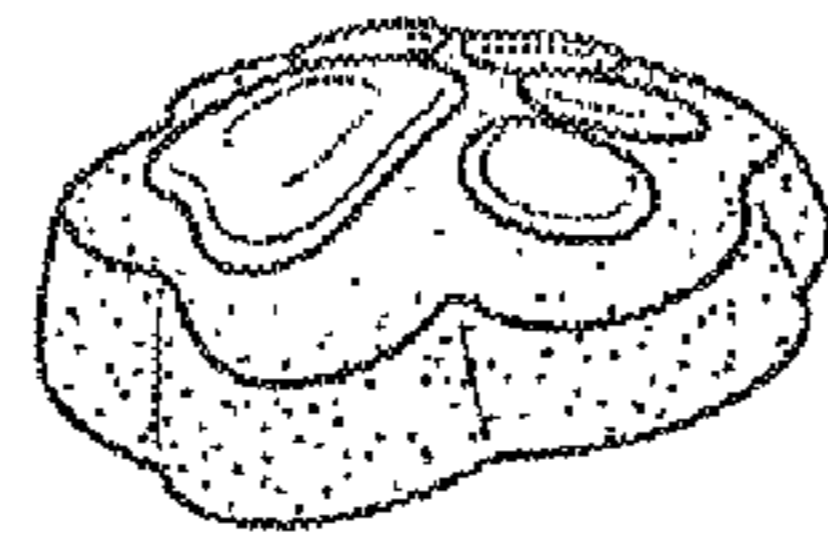


FIG. 15

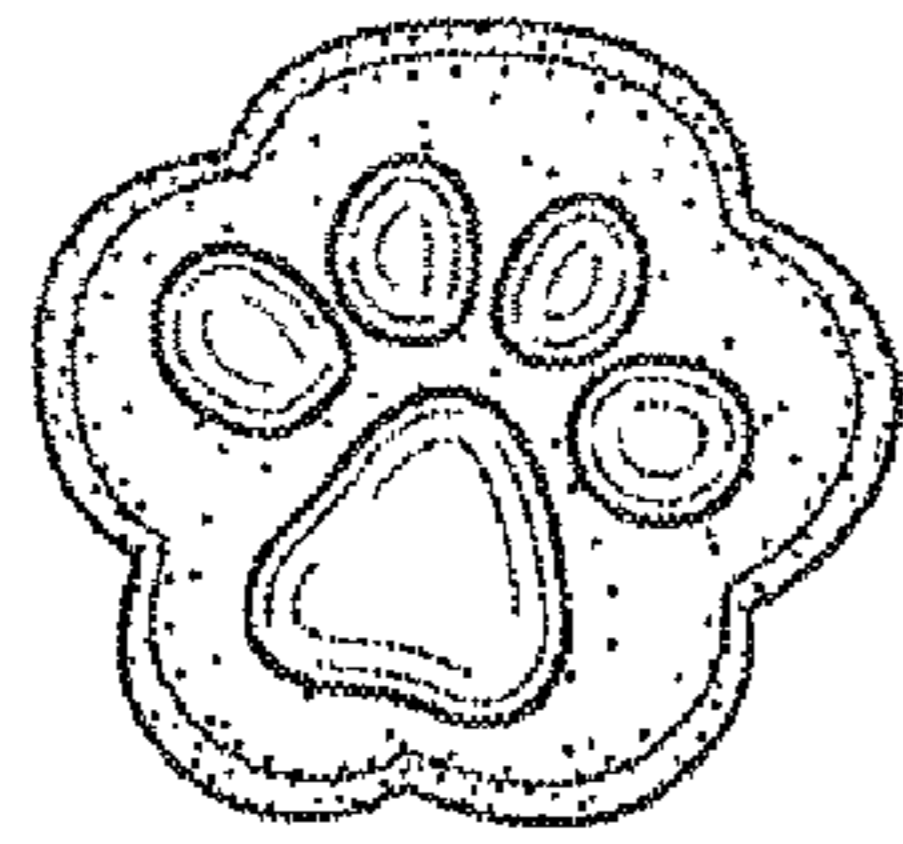


FIG. 16

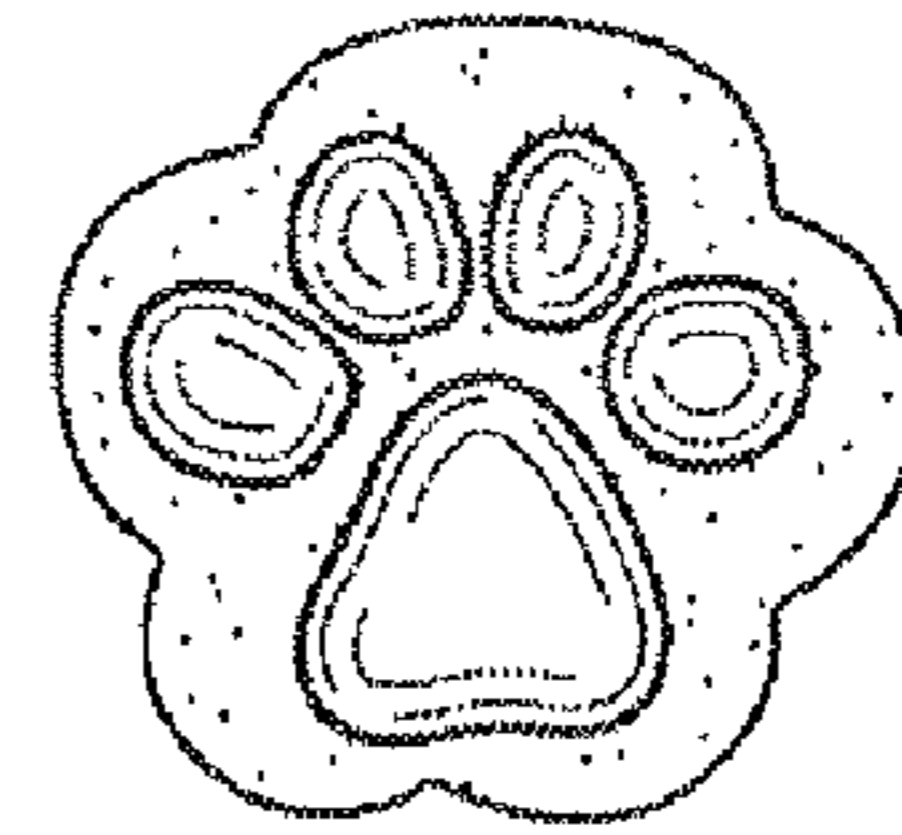


FIG. 17



FIG. 18



FIG. 19

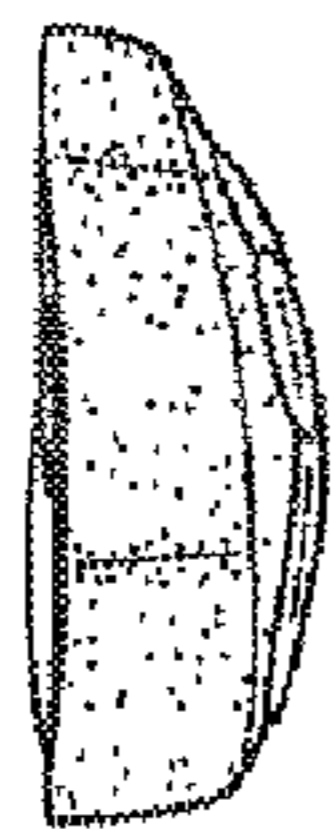


FIG. 20



FIG. 21