



US00D591466S

(12) **United States Design Patent**  
**Crawley**

(10) **Patent No.:** **US D591,466 S**  
(45) **Date of Patent:** **\*\* Apr. 28, 2009**

(54) **VACUUM CLEANER**

2008/0256744 A1\* 10/2008 Rowntreer et al. .... 15/350

(75) Inventor: **Graeme Crawley**, Newcastle Upon Tyne (GB)

FOREIGN PATENT DOCUMENTS

(73) Assignee: **Black & Decker Inc.**, Newark, DE (US)

DE	608 607 A	1/1935
DE	880 047	9/1952
DE	880 473	9/1952
DE	1 628 635	8/1968
DE	26 27 560 A1	12/1977
DE	28 43 758	7/1978
EP	1 752 076 A1	2/2007
GB	1 249 379 A	10/1971
GB	2 431 096	4/2007
JP	2005/040360 A	2/2005
JP	2005/270504 A	10/2005

(\*\*) Term: **14 Years**

(21) Appl. No.: **29/292,717**

(22) Filed: **Oct. 25, 2007**

(30) **Foreign Application Priority Data**

May 2, 2007 (EM) ..... 000716386

\* cited by examiner

(51) **LOC (9) Cl.** ..... **15-05**

*Primary Examiner*—Ruth McInroy

(52) **U.S. Cl.** ..... **D32/22**

(74) *Attorney, Agent, or Firm*—John Yun; Bruce S. Shapiro; Wesley Muller

(58) **Field of Classification Search** ..... D32/22,  
D32/30–31; 15/320, 329, 335, 340.2, 347,  
15/350–353, 361, 363, 410, 412, 414, 327.1,  
15/327.2, 327.4, 327.6, 415.1, 411; 55/345,  
55/DIG. 3, 336, 337, 429, 343, 433, 418;  
95/271; 301/7, 63.101; 280/78, 47.31, 205

(57) **CLAIM**

See application file for complete search history.

The ornamental design for a vacuum cleaner, as shown and described.

(56) **References Cited**

**DESCRIPTION**

U.S. PATENT DOCUMENTS

D301,649 S *	6/1989	Yamamoto et al.	.....	D32/22
D303,173 S	8/1989	Miyamoto et al.		
D398,096 S *	9/1998	Gildersleeve	.....	D32/22
D399,618 S *	10/1998	Jacobs	.....	D32/22
D420,475 S *	2/2000	Yuen	.....	D32/22
D436,699 S *	1/2001	Makihara et al.	.....	D32/22
D515,756 S	2/2006	Allard et al.		
D521,699 S *	5/2006	Greene et al.	.....	D32/22
D545,011 S *	6/2007	Ågren et al.	.....	D32/22
D565,814 S *	4/2008	Ågren et al.	.....	D32/22
D565,816 S *	4/2008	Agren et al.	.....	D32/22
D582,111 S *	12/2008	Ågren et al.	.....	D32/22
2006/0156509 A1	7/2006	Luebbering et al.		

FIG. 1 is a perspective view of a vacuum cleaner showing my new design;

FIG. 2 is a left side view of a vacuum cleaner according to FIG. 1;

FIG. 3 is a right side view of a vacuum cleaner according to FIG. 1;

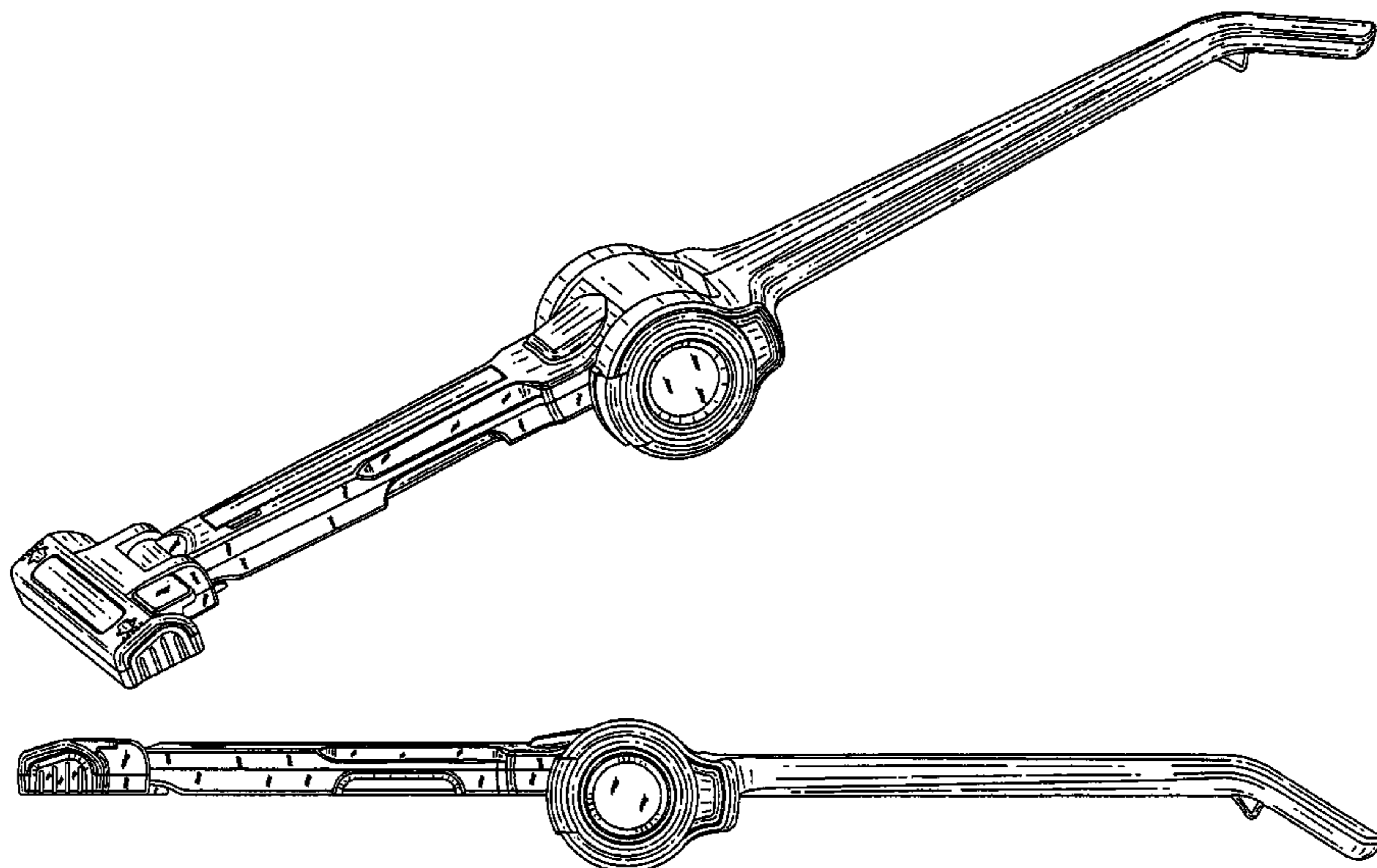
FIG. 4 is a top view of a vacuum cleaner according to FIG. 1;

FIG. 5 is a bottom view of a vacuum cleaner according to FIG. 1;

FIG. 6 is a front view of a vacuum cleaner according to FIG. 1; and,

FIG. 7 is a rear view of a vacuum cleaner according to FIG. 1.

**1 Claim, 4 Drawing Sheets**



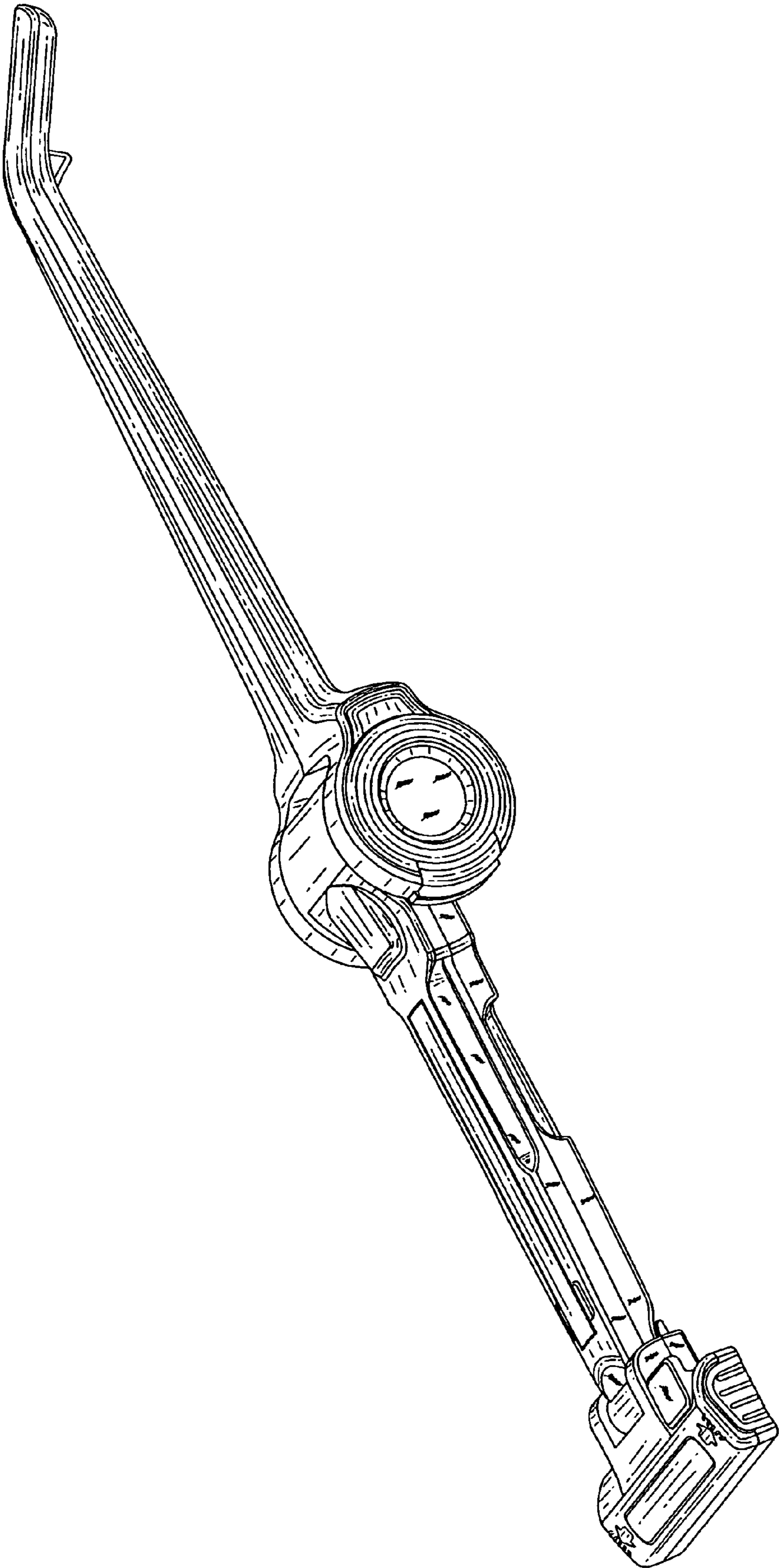


FIG.1

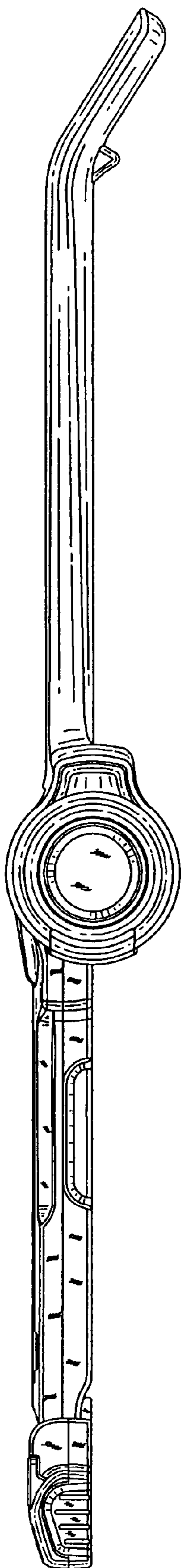


FIG. 2

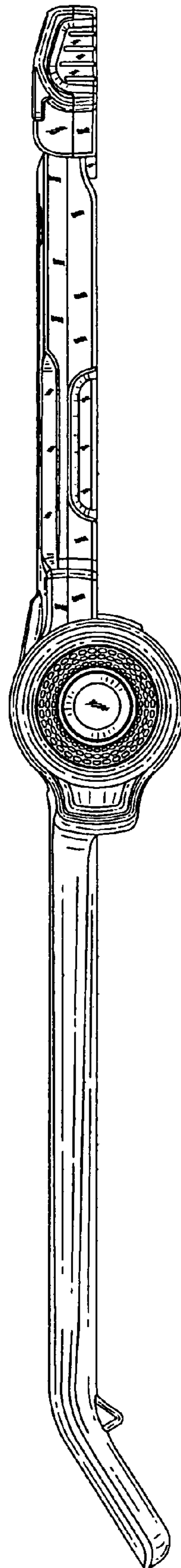


FIG. 3

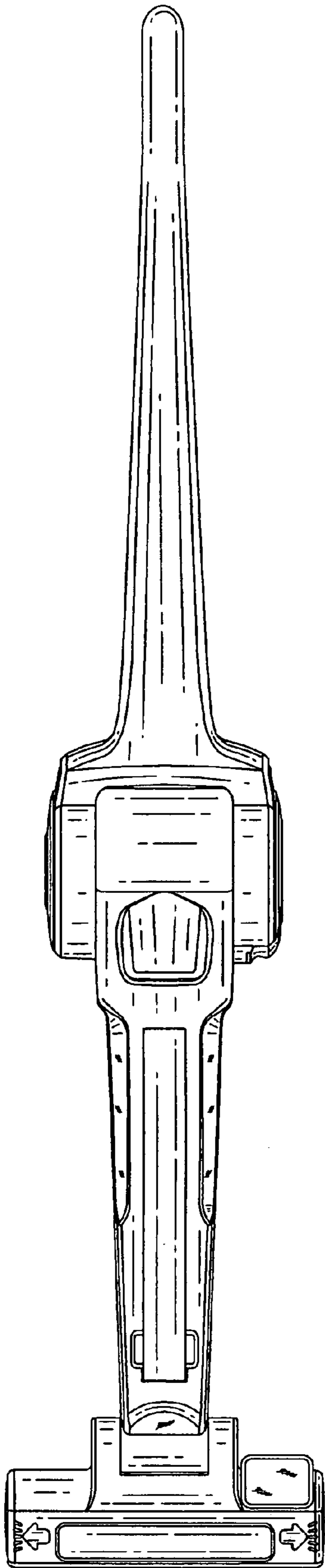


FIG. 4

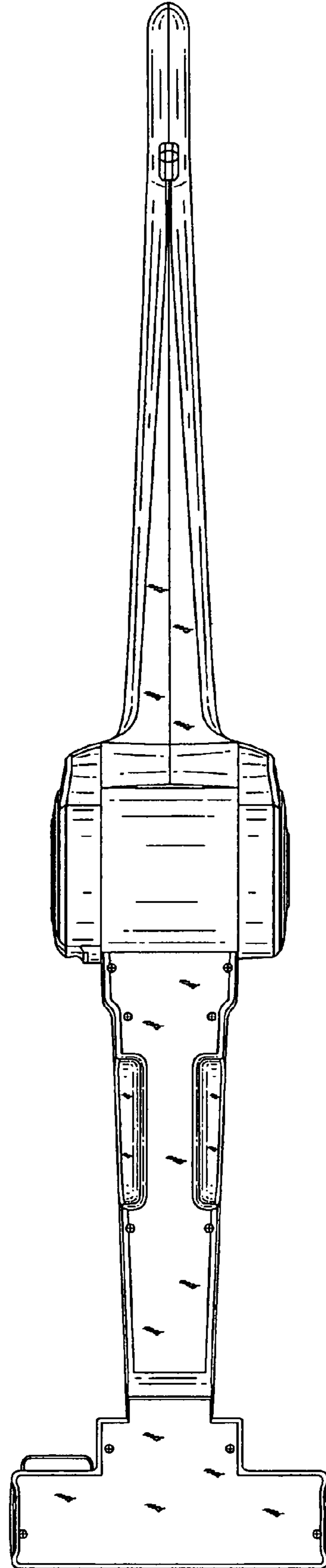


FIG. 5




FIG. 6

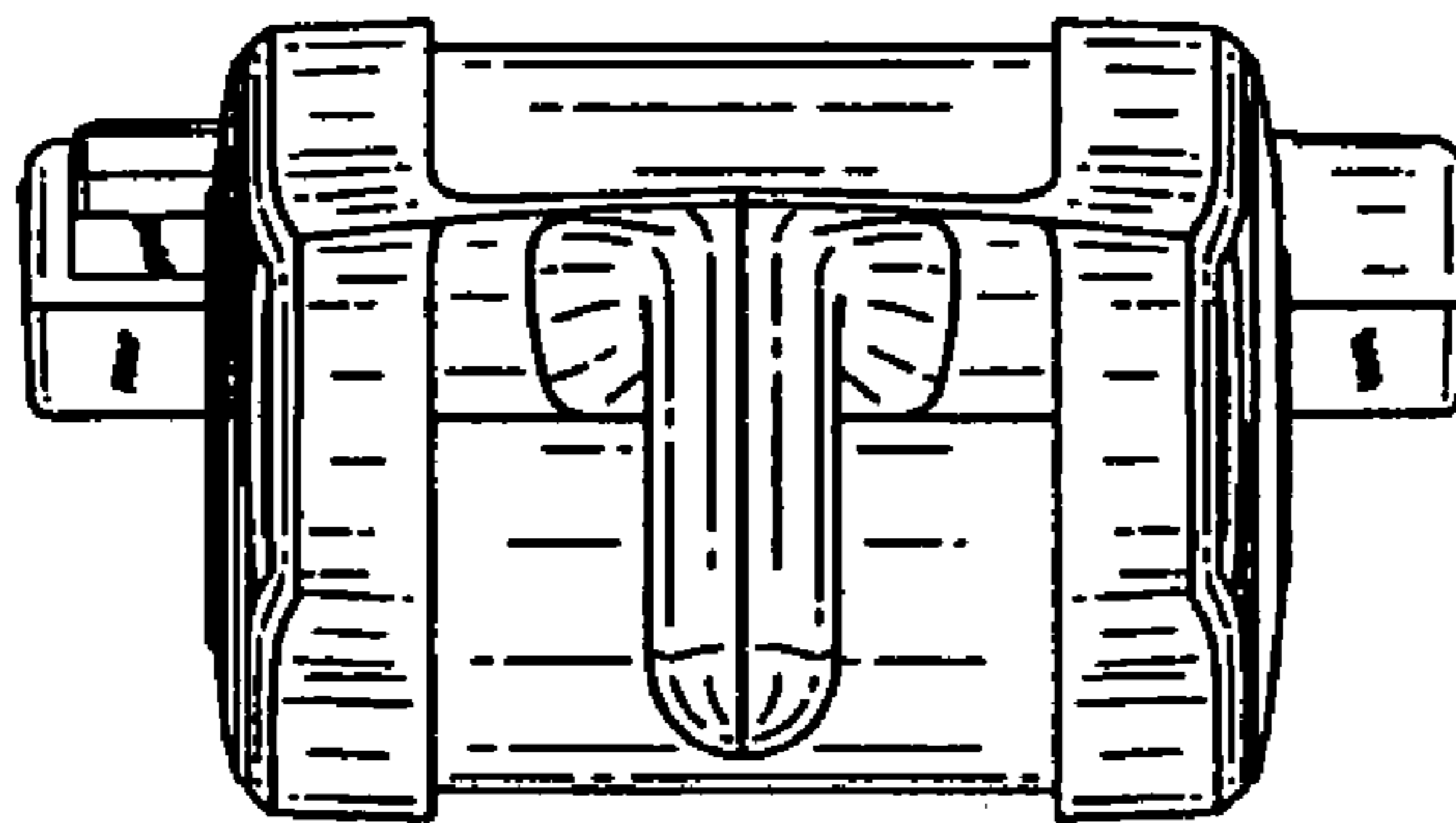


FIG. 7