



US00D591460S

(12) **United States Design Patent**
deCarvalho

(10) **Patent No.:** **US D591,460 S**

(45) **Date of Patent:** **** Apr. 28, 2009**

(54) **KNITTED COLLARED PET JACKET**

(76) **Inventor:** **Laura deCarvalho**, 110 J St., Salt Lake City, UT (US) 84103

(**) **Term:** **14 Years**

(21) **Appl. No.:** **29/307,908**

(22) **Filed:** **May 20, 2008**

(51) **LOC (9) Cl.** **30-01**

(52) **U.S. Cl.** **D30/145**

(58) **Field of Classification Search** D30/152,
D30/144, 151, 153, 154, 145; 119/702, 712,
119/792-798, 758, 760, 769, 770, 784, 815,
119/818, 856, 863, 864, 905, 907, 802, 857,
119/865, 725, 771; D21/805, 804; D3/217,
D3/327, 271.2; D29/101.1, 101.5, 101.3;
D24/190; D34/28; 54/71

See application file for complete search history.

(56) **References Cited**

U.S. PATENT DOCUMENTS

484,996	A *	10/1892	Chamberlain	54/79.1
2,417,803	A *	3/1947	De Mar Michael	54/79.1
3,248,852	A *	5/1966	Schwartz	54/79.1
D313,291	S *	12/1990	Shanley	D30/145
D313,676	S *	1/1991	Indursky et al.	D30/145
5,060,458	A *	10/1991	Curtis	54/79.2
5,359,963	A *	11/1994	Jesse et al.	119/850
5,458,094	A *	10/1995	Proshan	119/850
D379,687	S *	6/1997	Curtis	D30/145
D397,533	S *	8/1998	Lidis	D30/145
D427,734	S *	7/2000	Balzarini	D30/145
6,138,611	A *	10/2000	Thielemann	119/850
D457,276	S *	5/2002	Lidis	D30/145

6,477,988	B2 *	11/2002	Burnett	119/850
D470,275	S *	2/2003	Lidis	D30/145
D479,896	S *	9/2003	Wilson	D30/145
D486,275	S *	2/2004	Grubb	D30/145
D526,452	S *	8/2006	Crain	D30/145

* cited by examiner

Primary Examiner—Susan Moon Lee

(74) *Attorney, Agent, or Firm*—Philip H. Haymond

(57) **CLAIM**

I claim the ornamental design for a knitted collared pet jacket, as shown and described.

DESCRIPTION

FIG. 1 is a right side perspective view of a design for a knitted collared pet jacket, shown being worn by an exemplary pet as unclaimed matter shown in dotted lines, also showing a front fastener, here a button is used.

FIG. 2 is a left side view thereof in the configuration as worn by a pet;

FIG. 3 is a right side view thereof, in the configuration as worn by a pet;

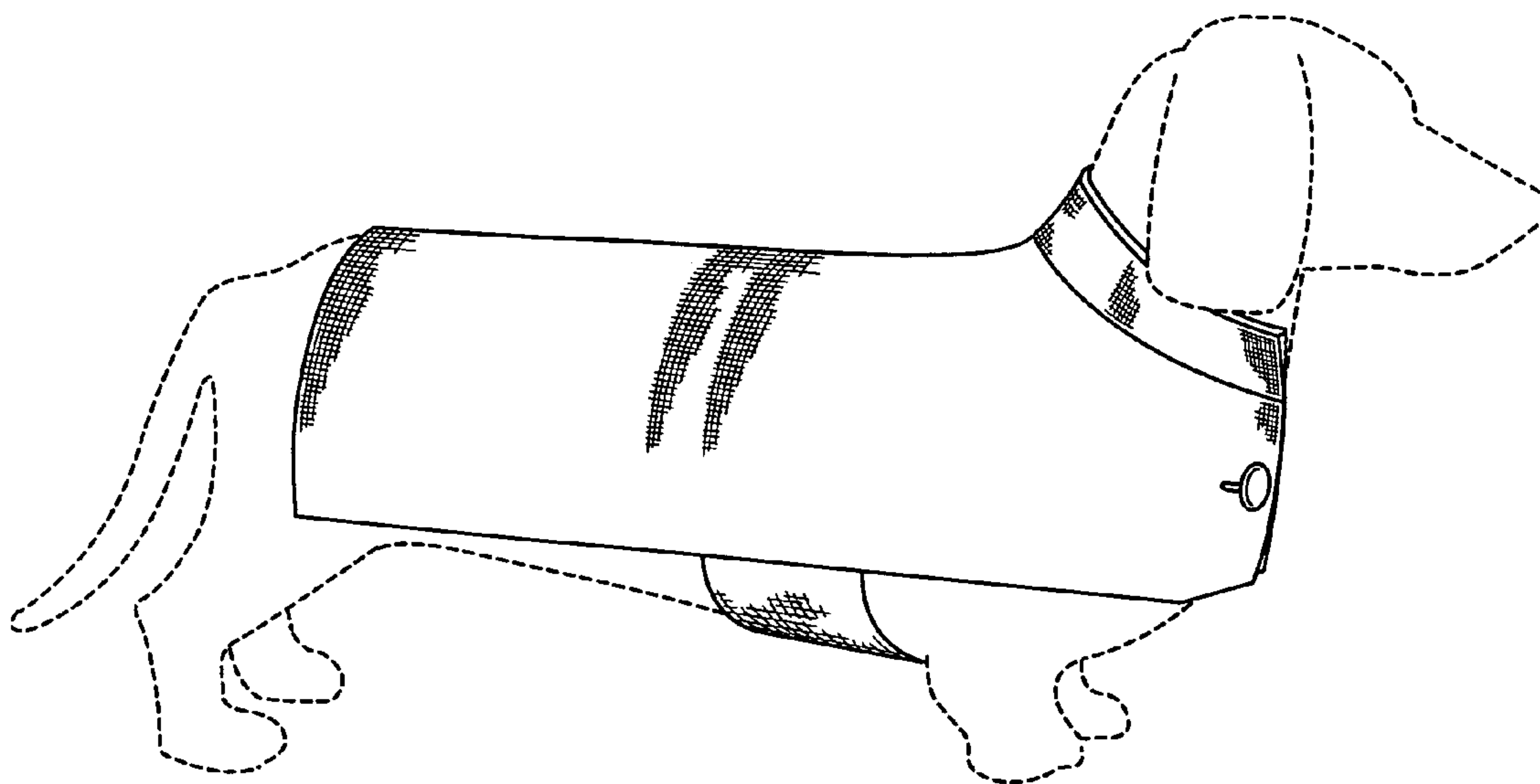
FIG. 4 is a front view thereof, in the configuration as worn by a pet;

FIG. 5 is a rear view thereof, in the configuration as worn by a pet;

FIG. 6 is a top plan view of the pet jacket of FIG. 1 shown in an unworn configuration; and,

FIG. 7 is a bottom plan view of the pet jacket of FIG. 1 shown in an unworn configuration.

1 Claim, 3 Drawing Sheets



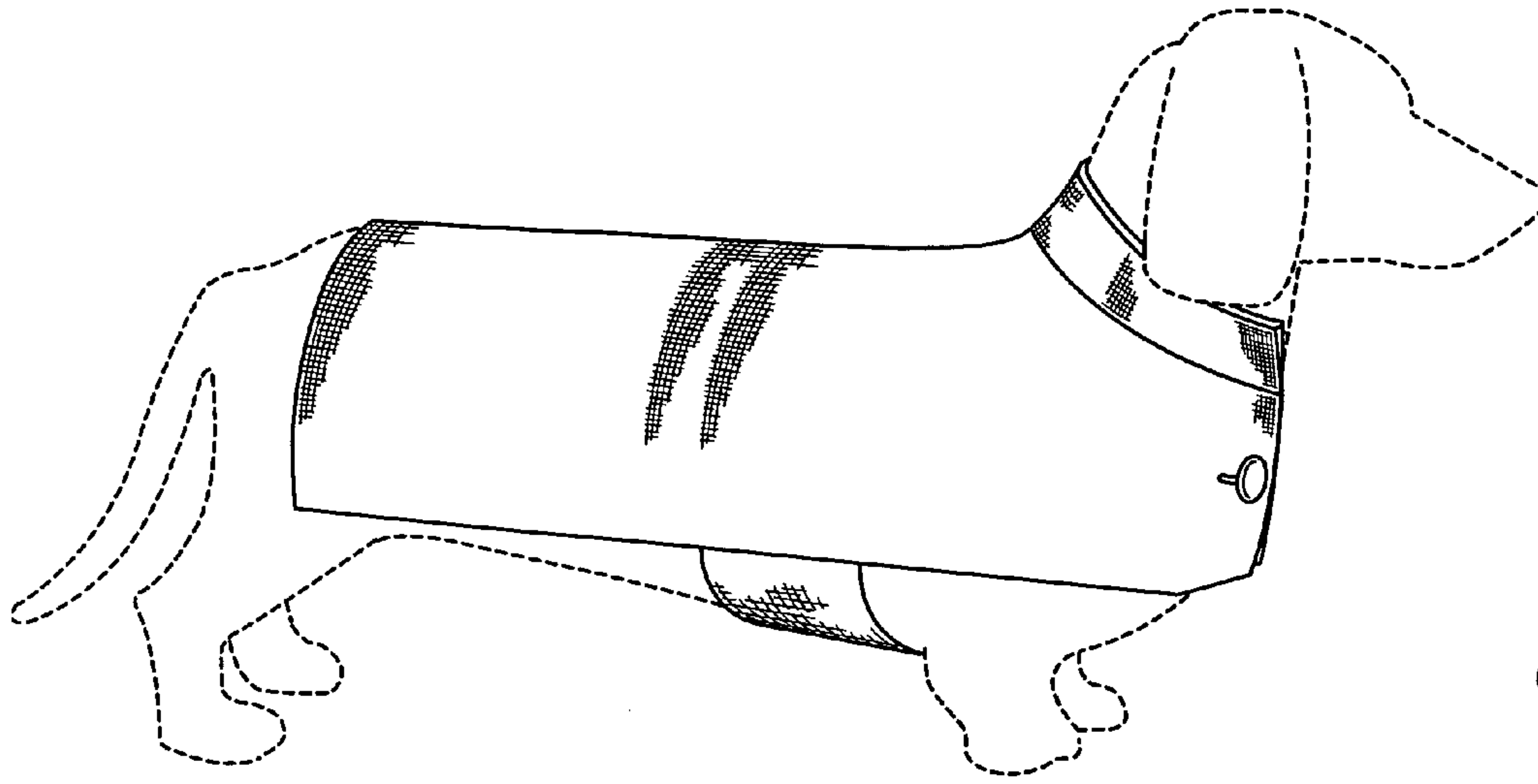


Fig. 1

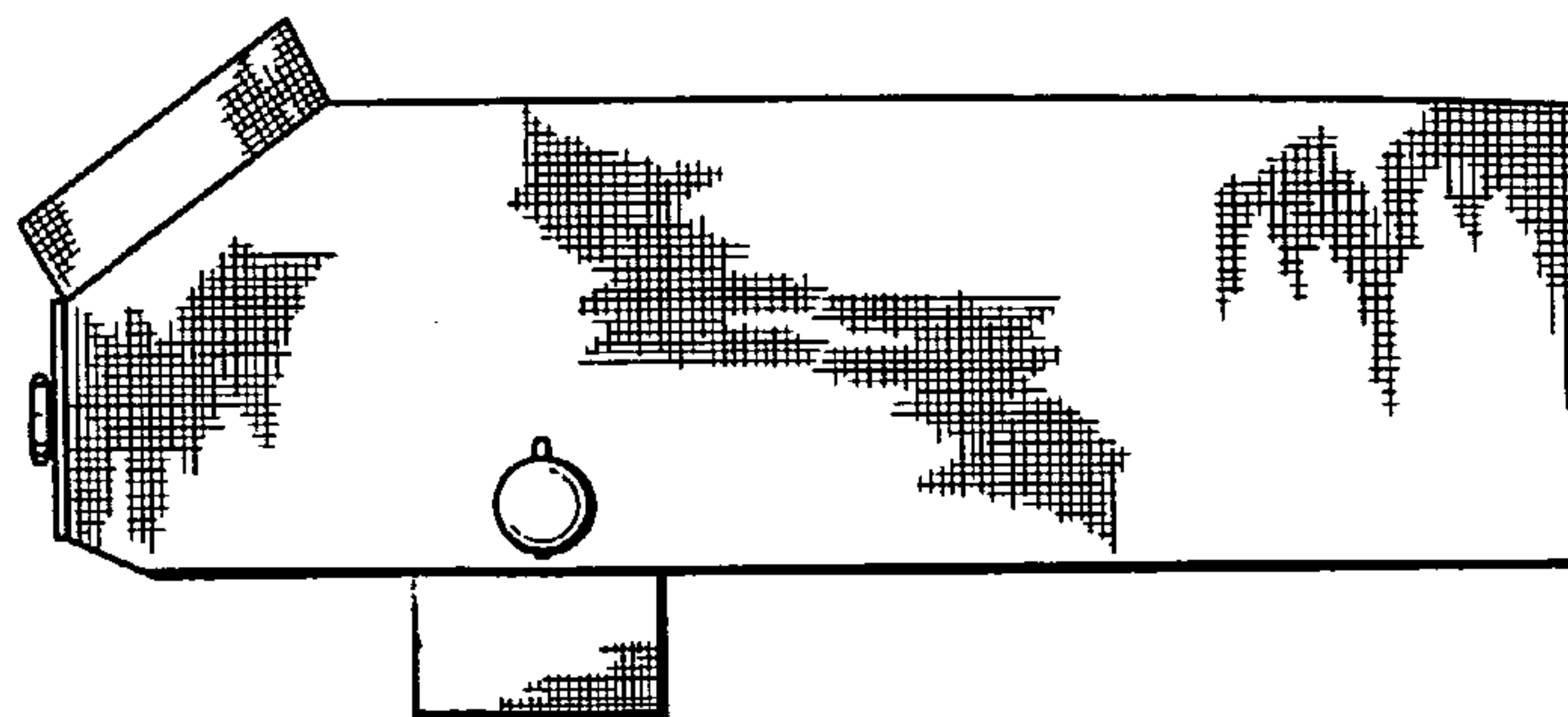


Fig. 2




Fig. 3

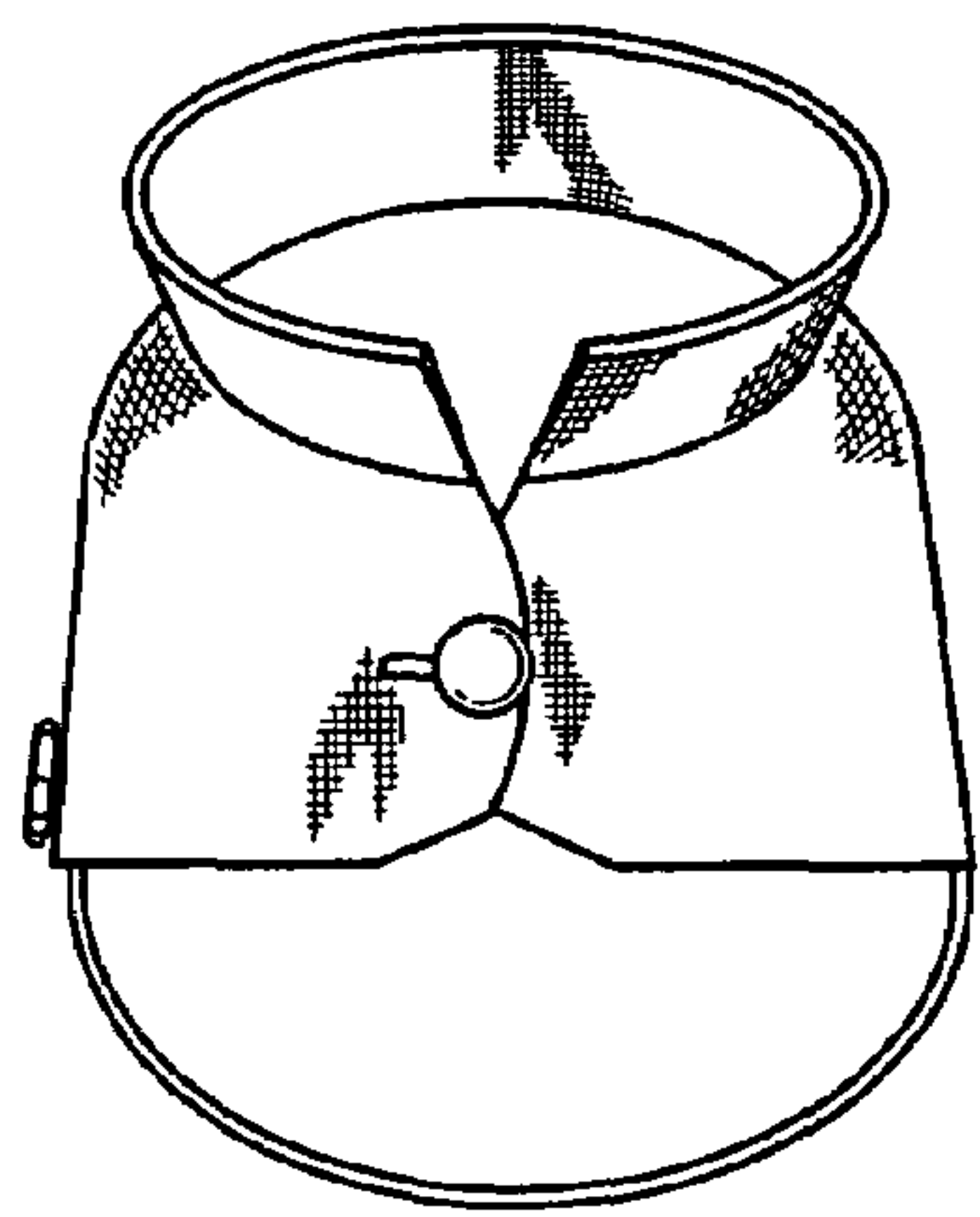


Fig. 4

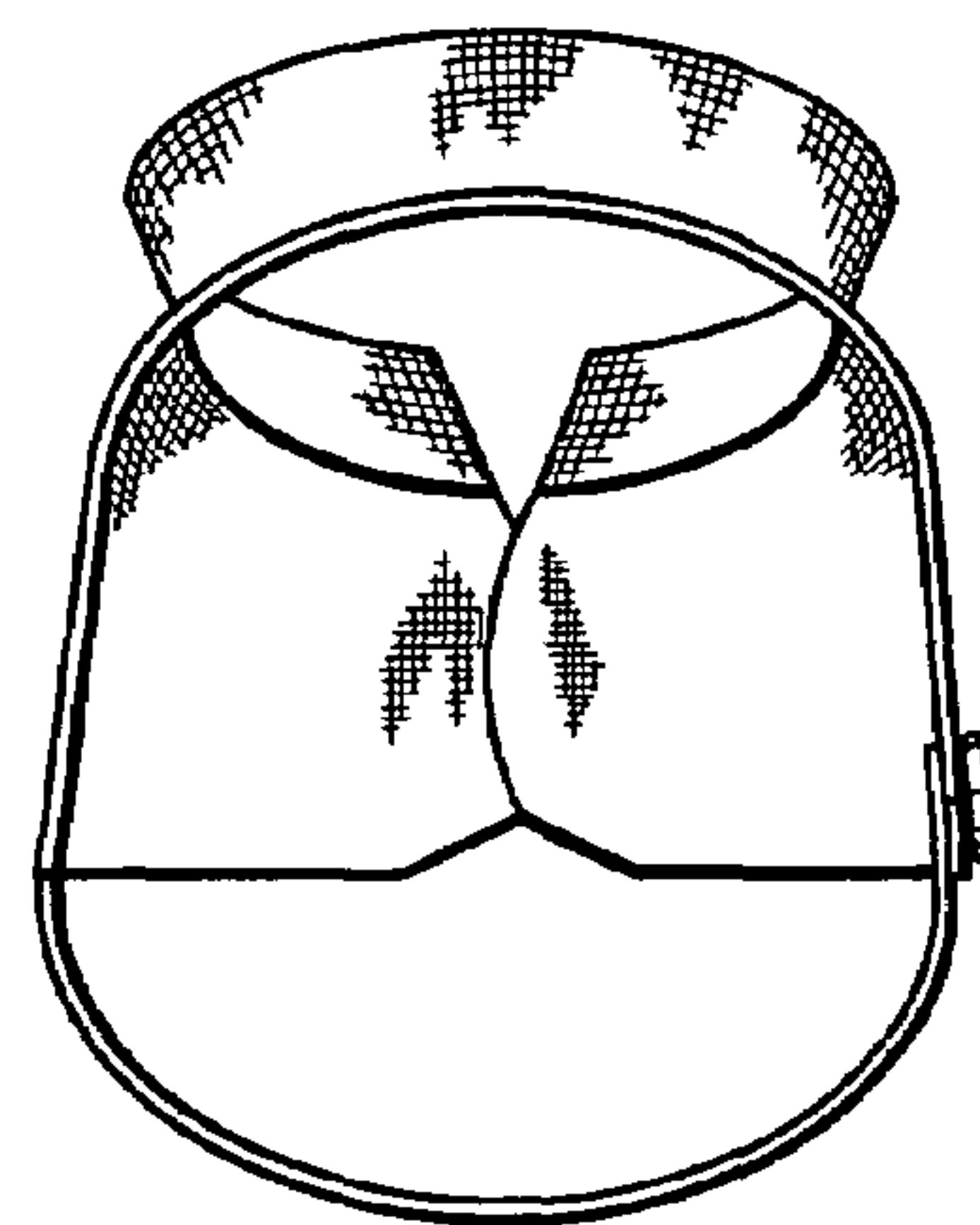


Fig. 5

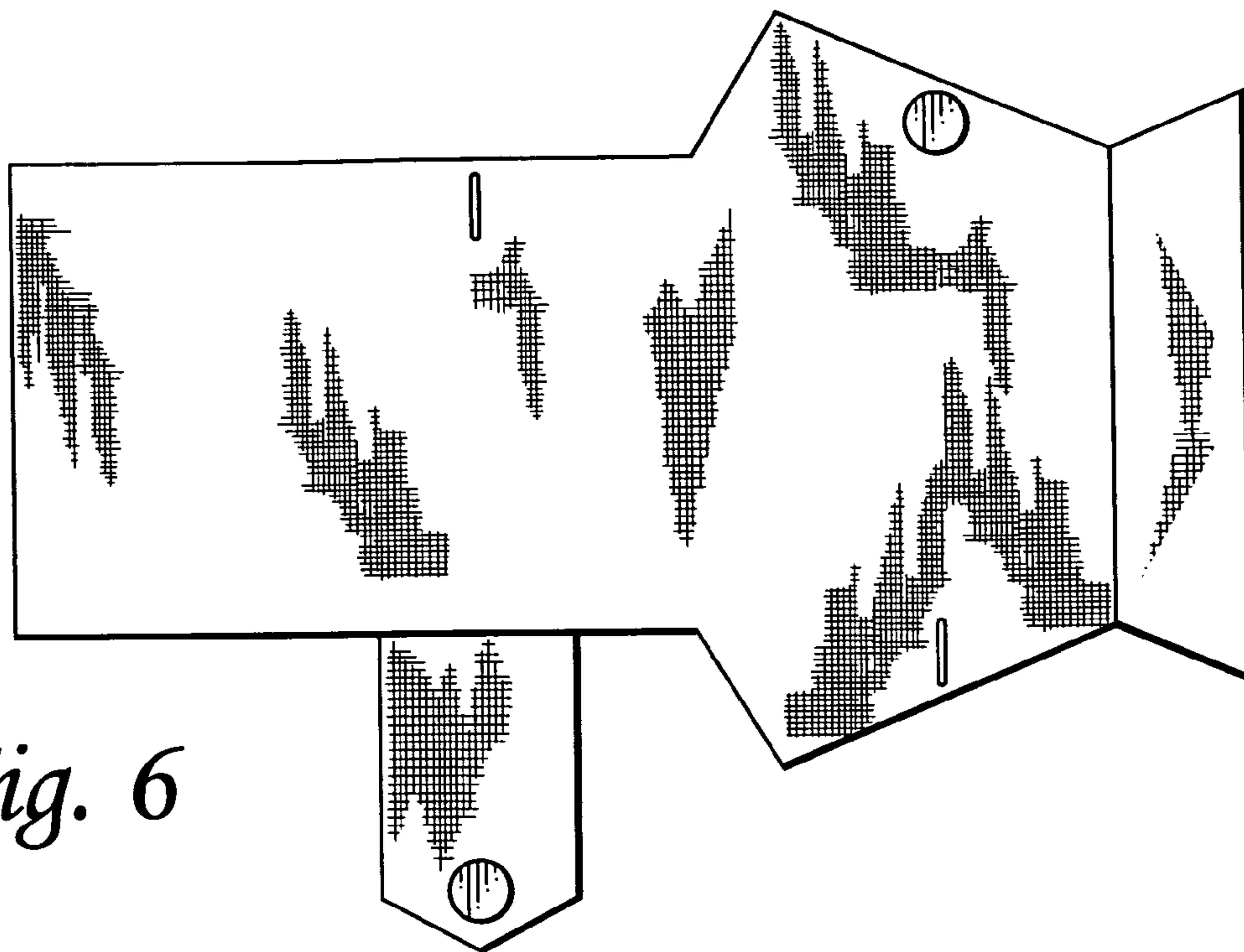


Fig. 6

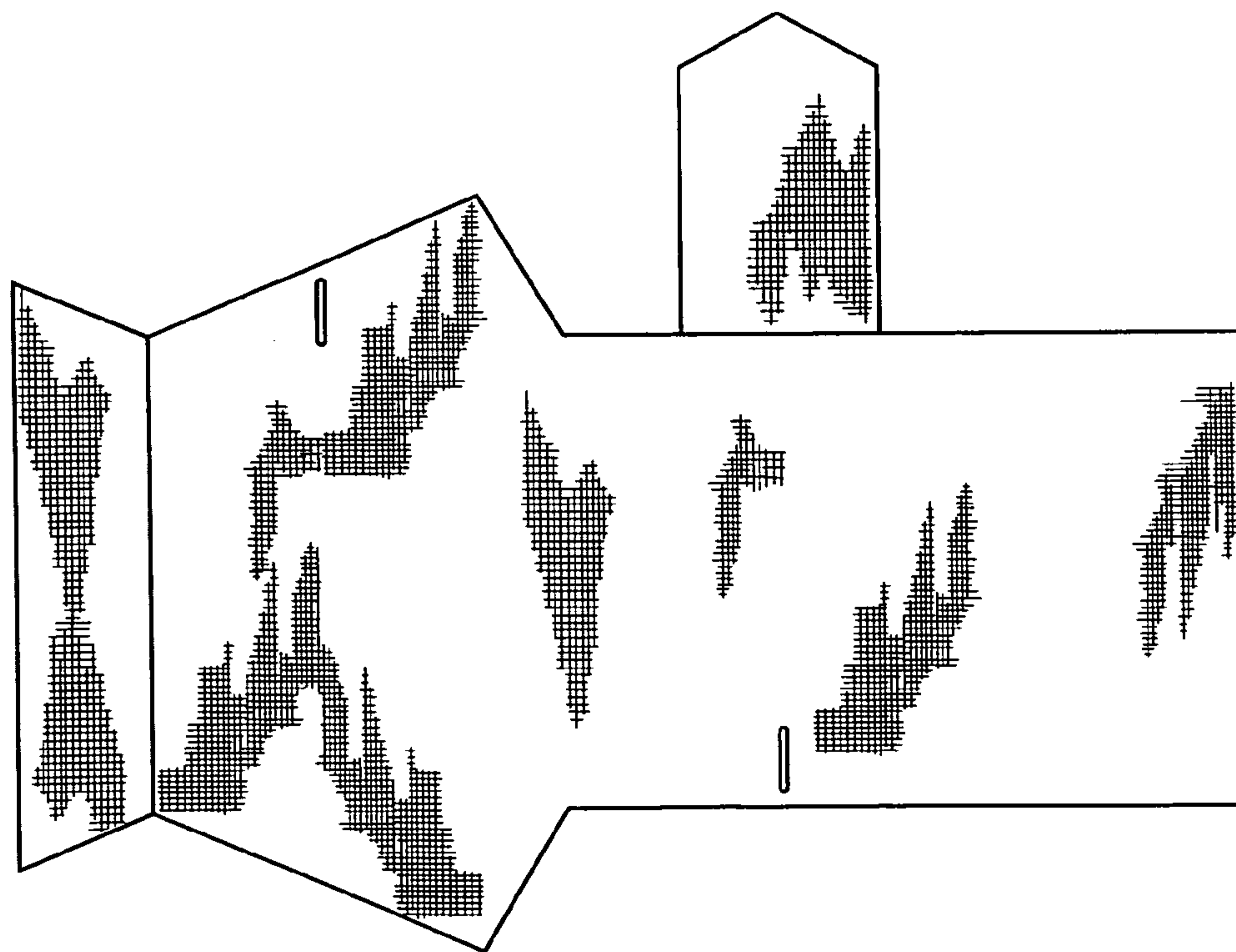


Fig. 7