



US00D591422S

(12) **United States Design Patent**
Dobak

(10) **Patent No.:** **US D591,422 S**

(45) **Date of Patent:** **** Apr. 28, 2009**

(54) **NEEDLE RETENTION DEVICE**

(76) Inventor: **Cory J. Dobak**, 322 W. Wilson Ave.,
Spokane, WA (US) 99208

(**) Term: **14 Years**

(21) Appl. No.: **29/292,667**

(22) Filed: **Jun. 20, 2007**

(51) **LOC (9) Cl.** **24-02**

(52) **U.S. Cl.** **D24/131**

(58) **Field of Classification Search** D24/131;
D9/424, 423; D34/1, 7, 10-11; 206/365-367,
206/369-370; 220/254, 408, 411, 768-769,
220/908

See application file for complete search history.

(56) **References Cited**

U.S. PATENT DOCUMENTS

D265,684	S	*	8/1982	Christoffel et al.	D24/131
D285,338	S	*	8/1986	Szablak et al.	D24/131
4,890,734	A	*	1/1990	Gach	206/366
4,919,264	A	*	4/1990	Shinall	206/210
6,332,534	B1	*	12/2001	Hammett	206/366
6,382,417	B2	*	5/2002	Kanner et al.	206/366

2001/0023838 A1* 9/2001 Kanner et al. 206/365
2007/0135824 A1* 6/2007 O'Brien 606/148

* cited by examiner

Primary Examiner—T. Chase Nelson

Assistant Examiner—Eric L Goodman

(74) *Attorney, Agent, or Firm*—Merchant & Gould PC

(57) **CLAIM**

The ornamental design for a needle retention device, as shown and described.

DESCRIPTION

FIG. 1 is a front, perspective view of the needle retention device embodying my new design;

FIG. 2 is a front elevational view thereof;

FIG. 3 is a rear elevational view thereof;

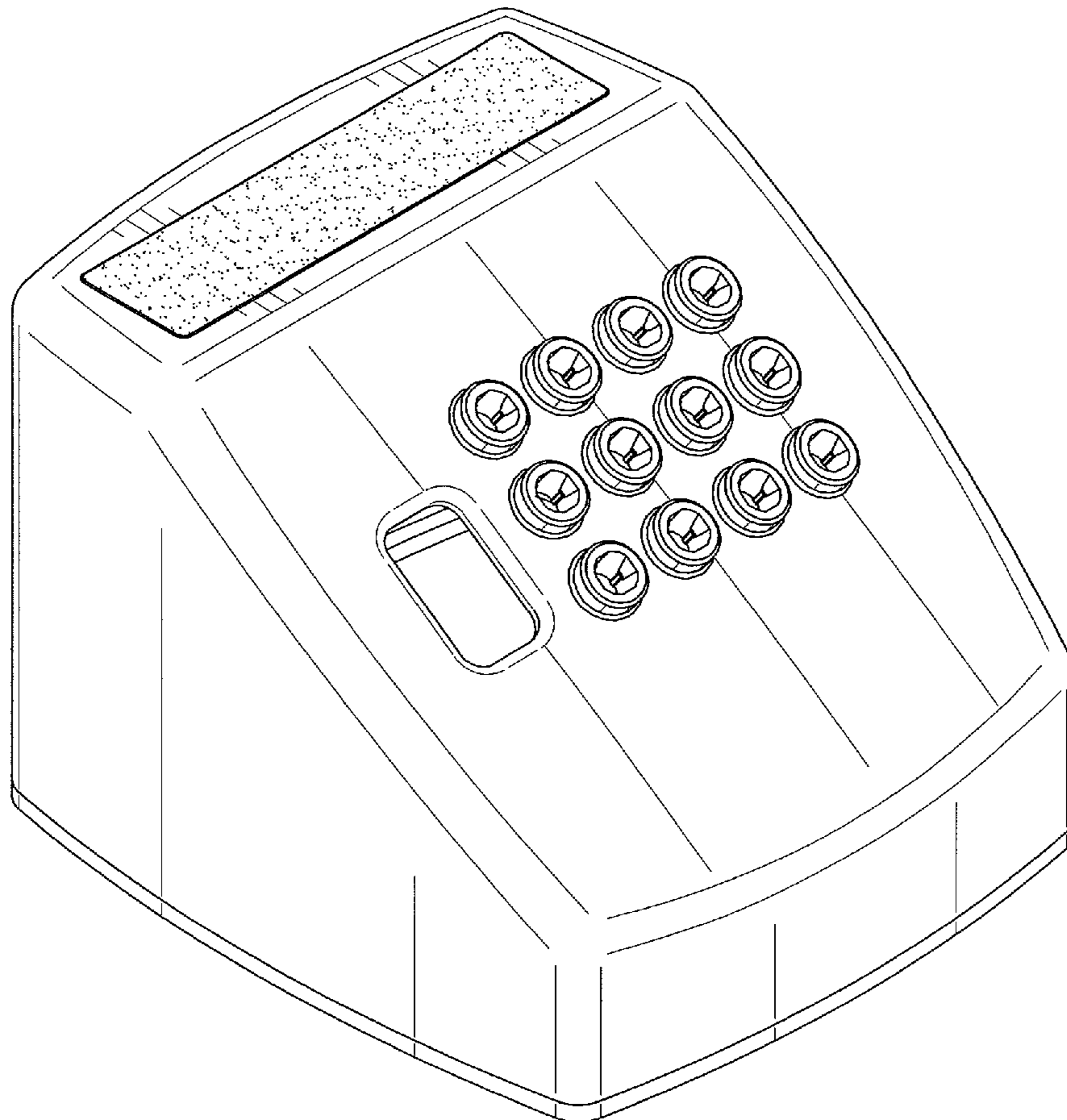
FIG. 4 is a right elevational view thereof;

FIG. 5 is a left elevational view thereof; and,

FIG. 6 is a top plan view thereof.

A bottom view is not shown or claimed as it is devoid of ornamentation.

1 Claim, 6 Drawing Sheets



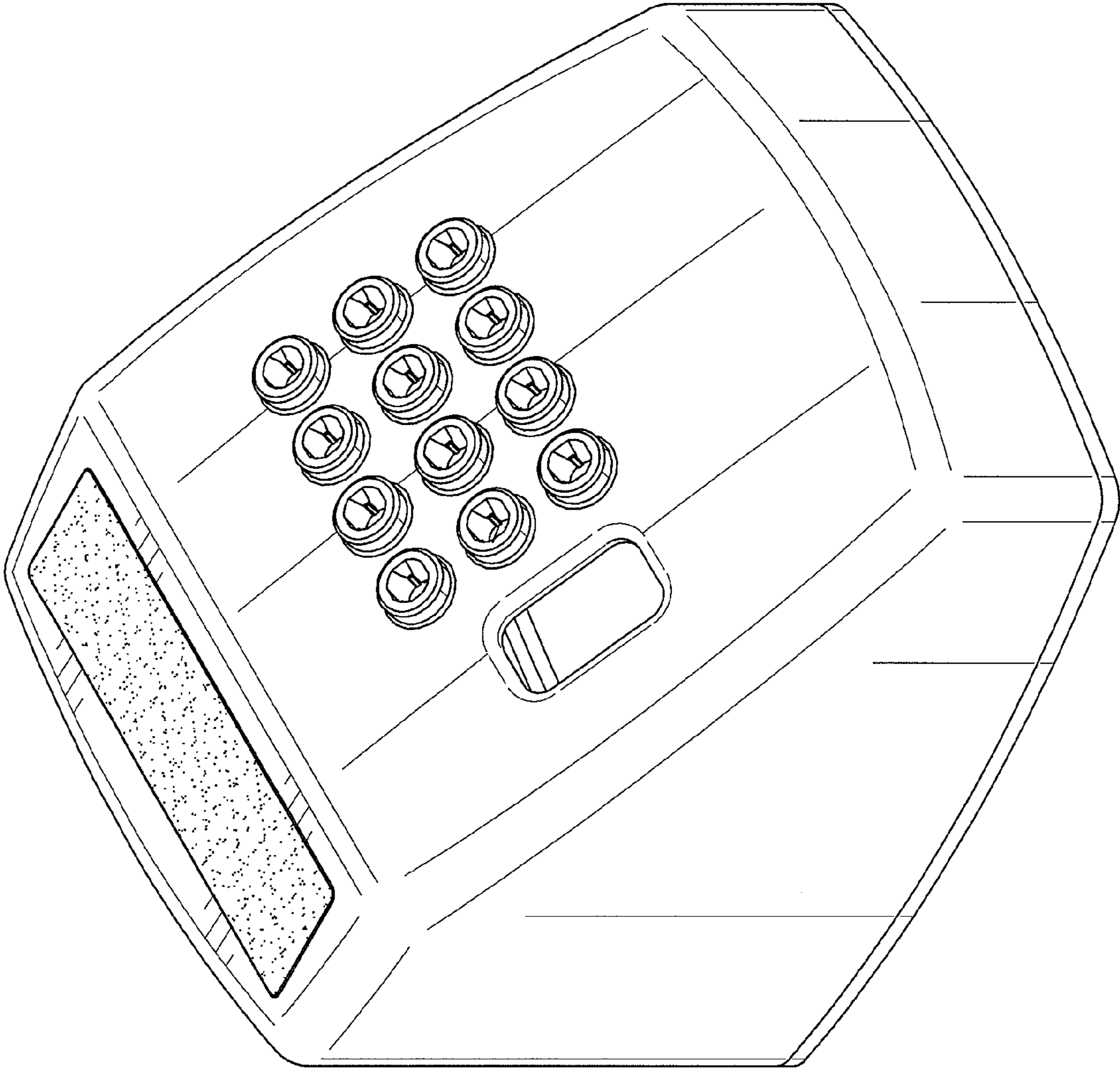


FIG. 1




FIG. 2




FIG. 3

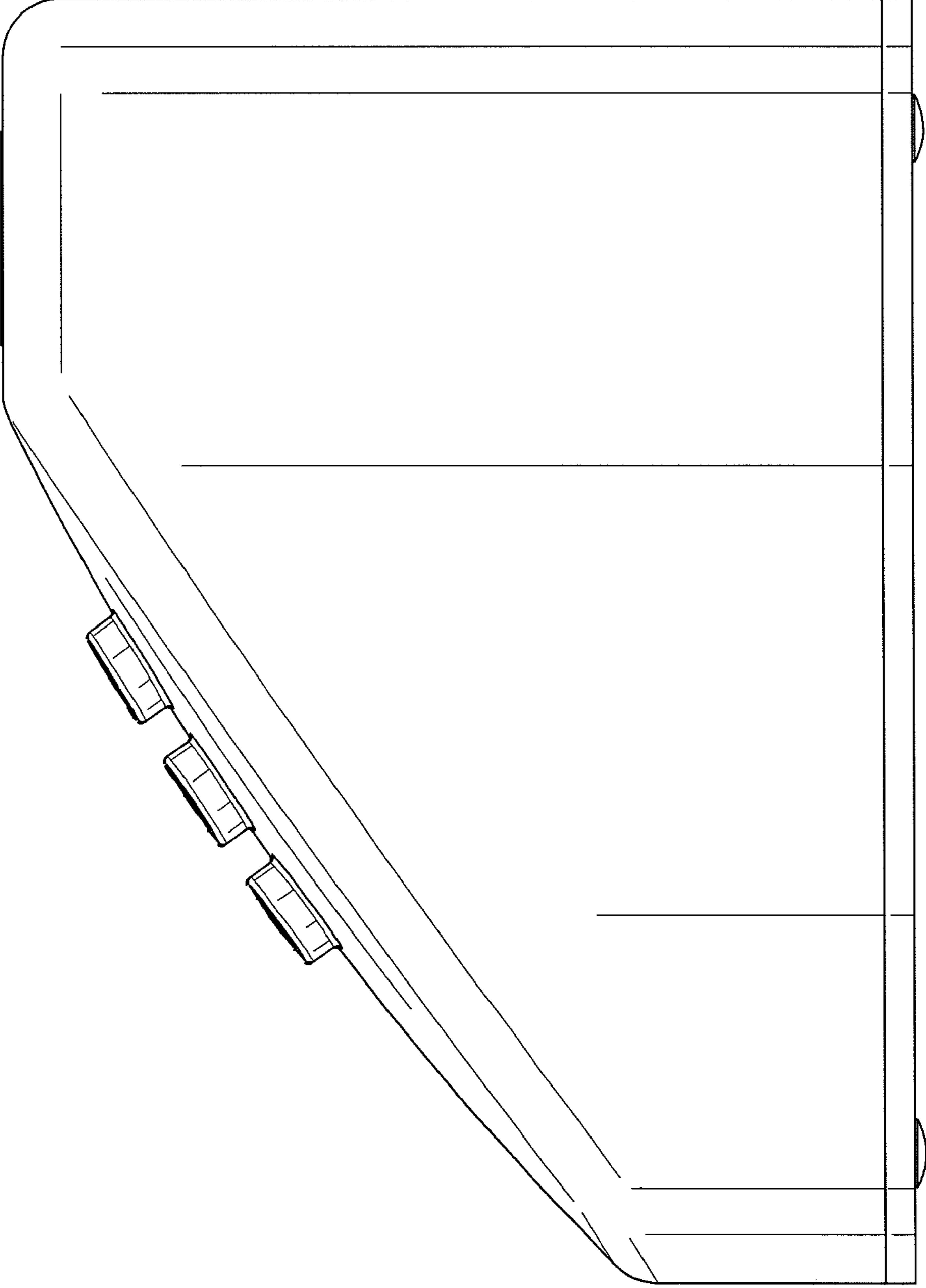


FIG. 4

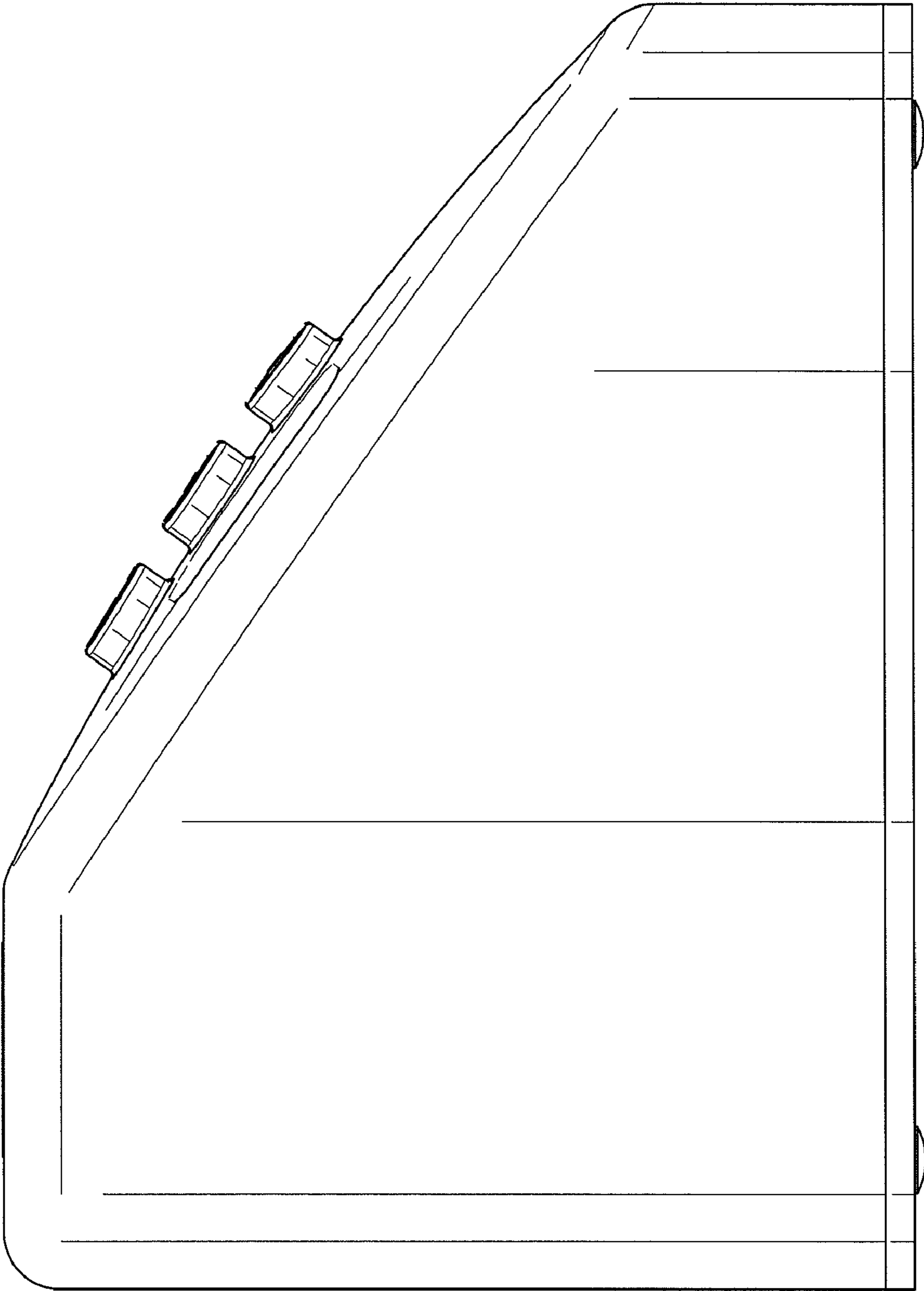


FIG. 5

FIG. 6

