

US00D591379S

(12) **United States Design Patent**
De La Cruz et al.

(10) **Patent No.:** **US D591,379 S**

(45) **Date of Patent:** **** Apr. 28, 2009**

(54) **DOUBLE FLARED HOZEL**

D495,021 S * 8/2004 Gray D21/759

(76) Inventors: **Richard De La Cruz**, 1610 Bittern Ct.,
Carlsbad, CA (US) 92011; **Richard D.
De La Cruz**, 1332 Skyros Way,
Encinitas, CA (US) 92024

* cited by examiner

Primary Examiner—Mitchell I Siegel
(74) *Attorney, Agent, or Firm*—Steven W. Webb

(**) Term: **14 Years**

(57) **CLAIM**

(21) Appl. No.: **29/304,020**

We claim the ornamental design for a double flared hozel, as shown and described.

(22) Filed: **Feb. 22, 2008**

DESCRIPTION

(51) **LOC (9) Cl.** **21-02**

FIG. 1 is a perspective view of the double flared hozel

(52) **U.S. Cl.** **D21/759**

FIG. 2 is a side view of the double flared hozel

(58) **Field of Classification Search** D21/736–746,
D21/759; 473/324–331, 340–341, 304–305
See application file for complete search history.

FIG. 3 is the other side view of the double flared hozel

FIG. 4 is a front view of the double flared hozel

FIG. 5 is a back view of the double flared hozel

FIG. 6 is a bottom view of the double flared hozel

FIG. 7 is a top view of the double flared hozel; and,

FIG. 8 is a view of the double flared hozel connecting a shaft and a putter head.

The broken line showing of the golf club and fragmented shaft is included for the purpose of illustrating and forms no part of the claimed design.

(56) **References Cited**

U.S. PATENT DOCUMENTS

D283,039 S *	3/1986	Solheim	D21/743
D367,905 S *	3/1996	Kanazawa	D21/742
D381,728 S *	7/1997	Cameron	D21/759
D388,488 S *	12/1997	Cameron	D21/759
D410,982 S *	6/1999	Solheim et al.	D21/759
D436,151 S *	1/2001	Nicolette et al.	D21/759
D443,668 S *	6/2001	Nicolette et al.	D21/759
D464,695 S *	10/2002	Long	D21/759

1 Claim, 2 Drawing Sheets

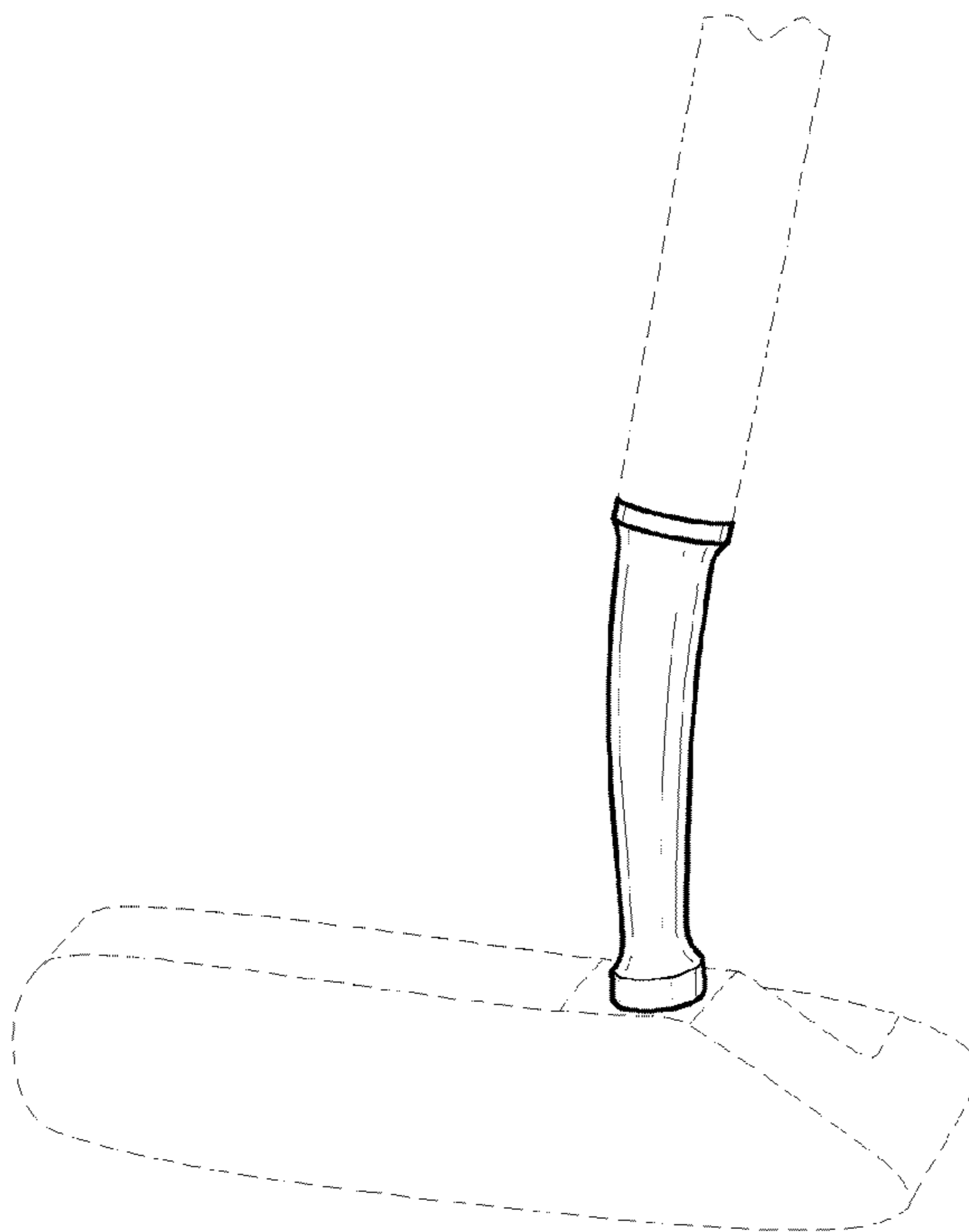
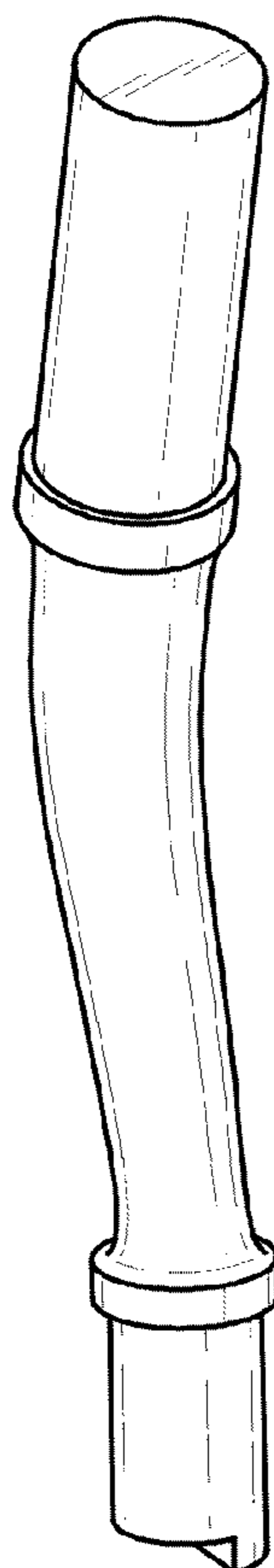


FIG. 1




FIG. 2

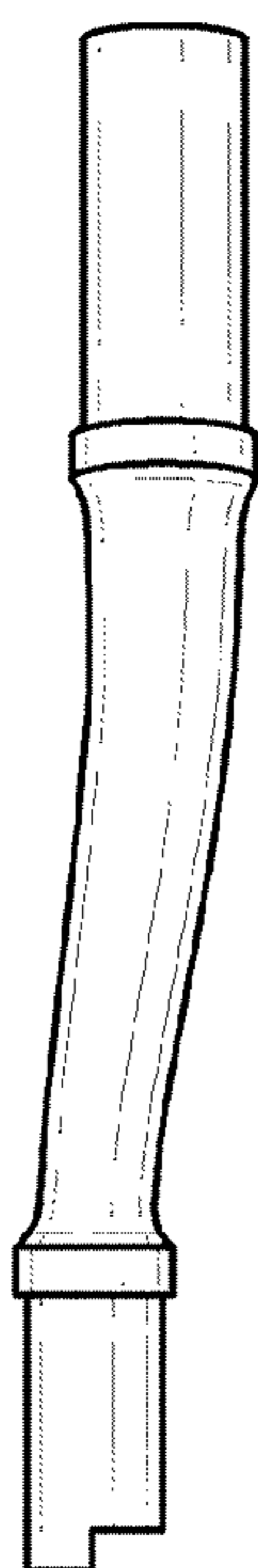


FIG. 3

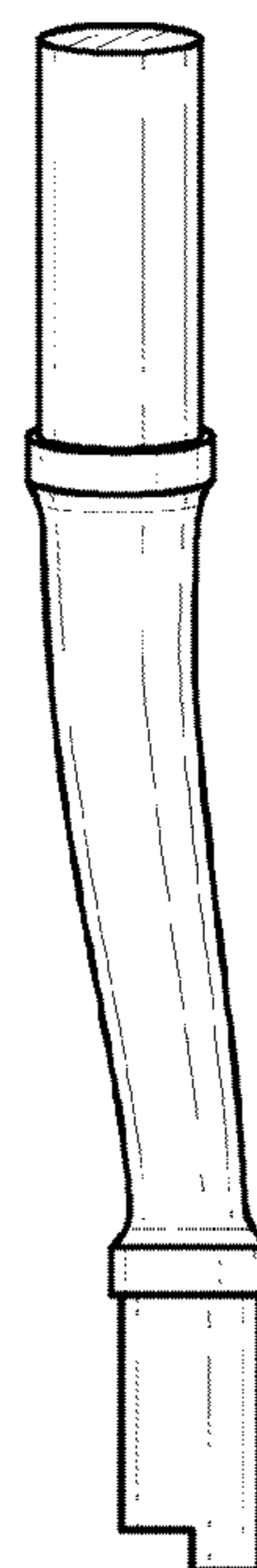


FIG. 4

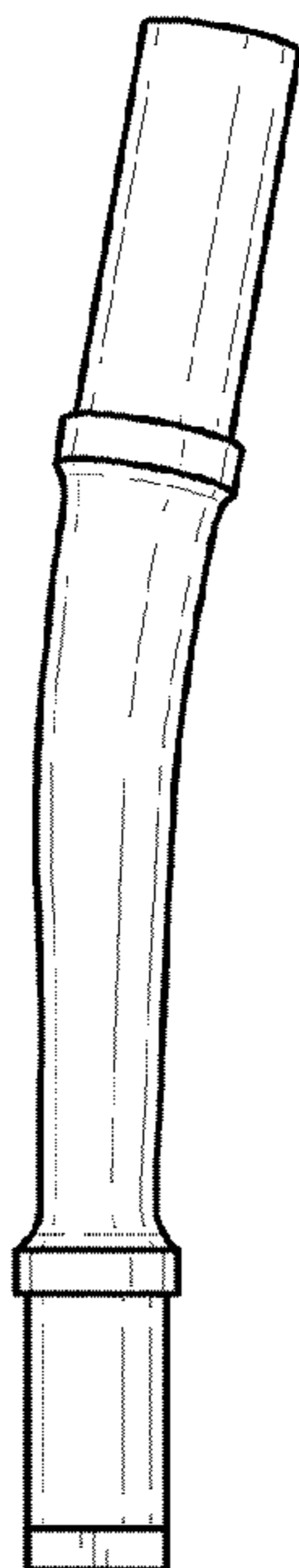


FIG. 5

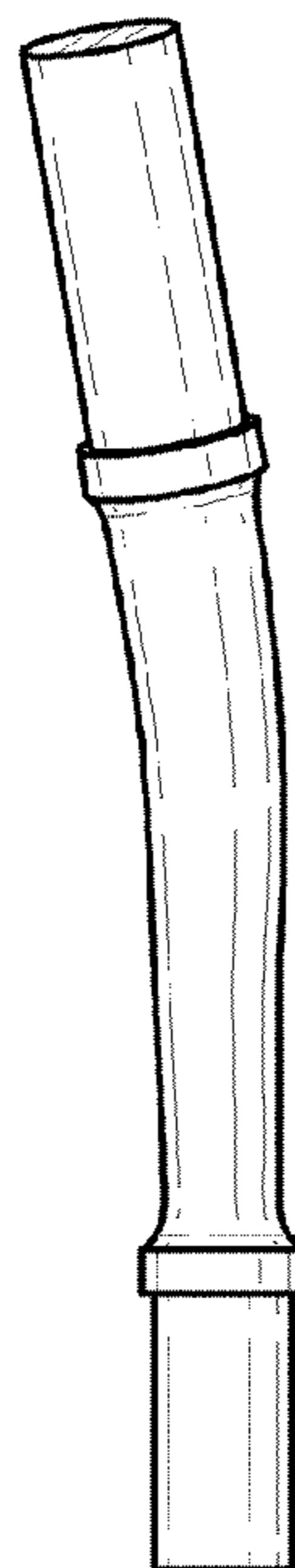


FIG. 6



FIG. 7



FIG. 8

