



US00D591370S

(12) **United States Design Patent**
Sandusky

(10) **Patent No.:** **US D591,370 S**
(45) **Date of Patent:** **** Apr. 28, 2009**

(54) **BALL**

(75) Inventor: **Donald A. Sandusky**, Landenberg, PA (US)

(73) Assignee: **Primo Sport, Inc.**, Newark, DE (US)

(**) Term: **14 Years**

(21) Appl. No.: **29/303,049**

(22) Filed: **Jan. 31, 2008**

(51) **LOC (9) Cl.** **21-02**

(52) **U.S. Cl.** **D21/713**

(58) **Field of Classification Search** D21/707-714;
473/569-614; 446/220-226

See application file for complete search history.

(56) **References Cited**

U.S. PATENT DOCUMENTS

3,740,036	A *	6/1973	Ames	473/569
D341,869	S *	11/1993	Louez	D21/713
D354,102	S *	1/1995	Lehman	D21/712
D369,192	S *	4/1996	Imswiler	D21/713
D369,193	S *	4/1996	Imswiler	D21/713
5,603,497	A *	2/1997	Louez	473/609
D435,613	S *	12/2000	Quitter	D21/714
D453,202	S *	1/2002	Frisina et al.	D21/712
D480,648	S *	10/2003	Hawkes	D9/519
D484,934	S *	1/2004	Chang	D21/713
D503,760	S *	4/2005	Chang	D21/712

D519,175	S *	4/2006	Nishihara	D21/713
D548,806	S	8/2007	Smith		
D571,419	S *	6/2008	Katzke	D21/713
2005/0245335	A1 *	11/2005	Frisina	473/597
2007/0049434	A1 *	3/2007	Maziarz et al.	473/604

OTHER PUBLICATIONS

Ball shown on webpage: <http://web.archive.org/web/20060312071548/http://www.boscovs.com/wcsstore/boscovs/images/store/product/images/075877985fe0027701.jpg>*

* cited by examiner

Primary Examiner—Catherine Tuttle

(74) *Attorney, Agent, or Firm*—McCarter & English

(57) **CLAIM**

The ornamental design for a ball, as shown and described.

DESCRIPTION

FIG. 1 is a front view of a ball showing my new design;

FIG. 2 is a back view thereof;

FIG. 3 is a top view thereof;

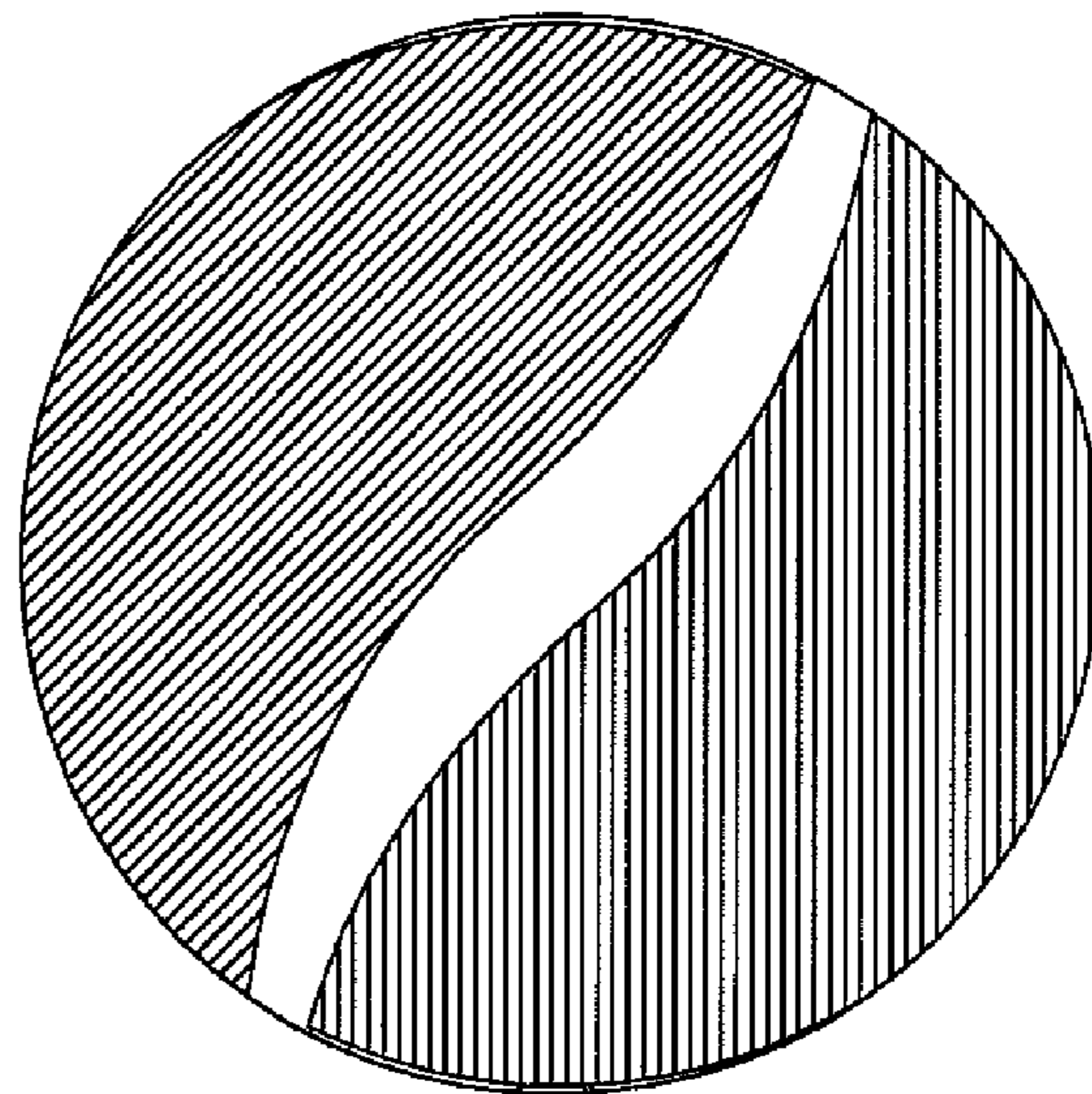

FIG. 4 is a bottom view thereof;

FIG. 5 is a left side view thereof; and,

FIG. 6 is a right side view thereof.

The drawing is lined for color.

1 Claim, 6 Drawing Sheets






FIG. 1




FIG. 2




FIG. 3

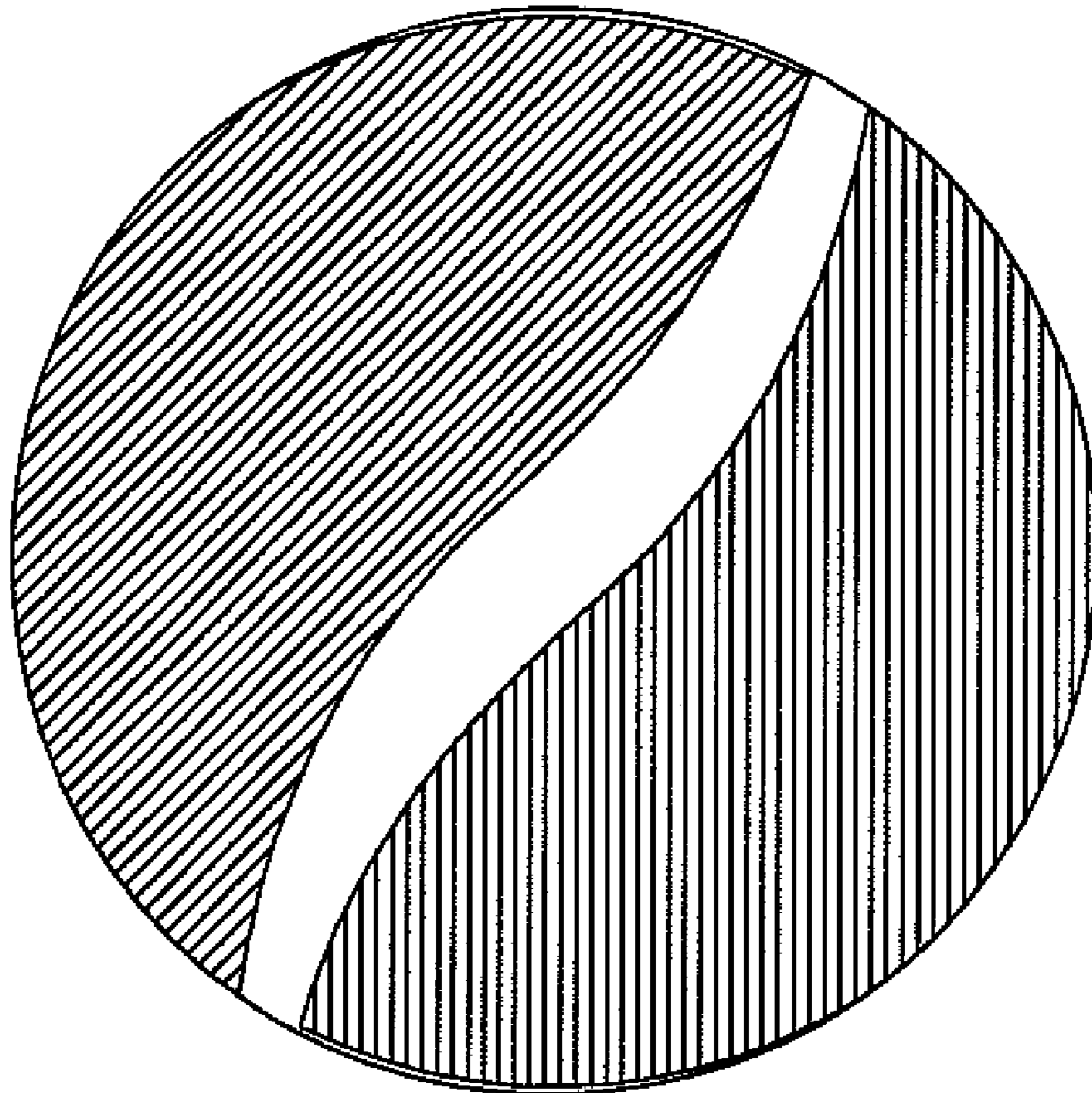


FIG. 4

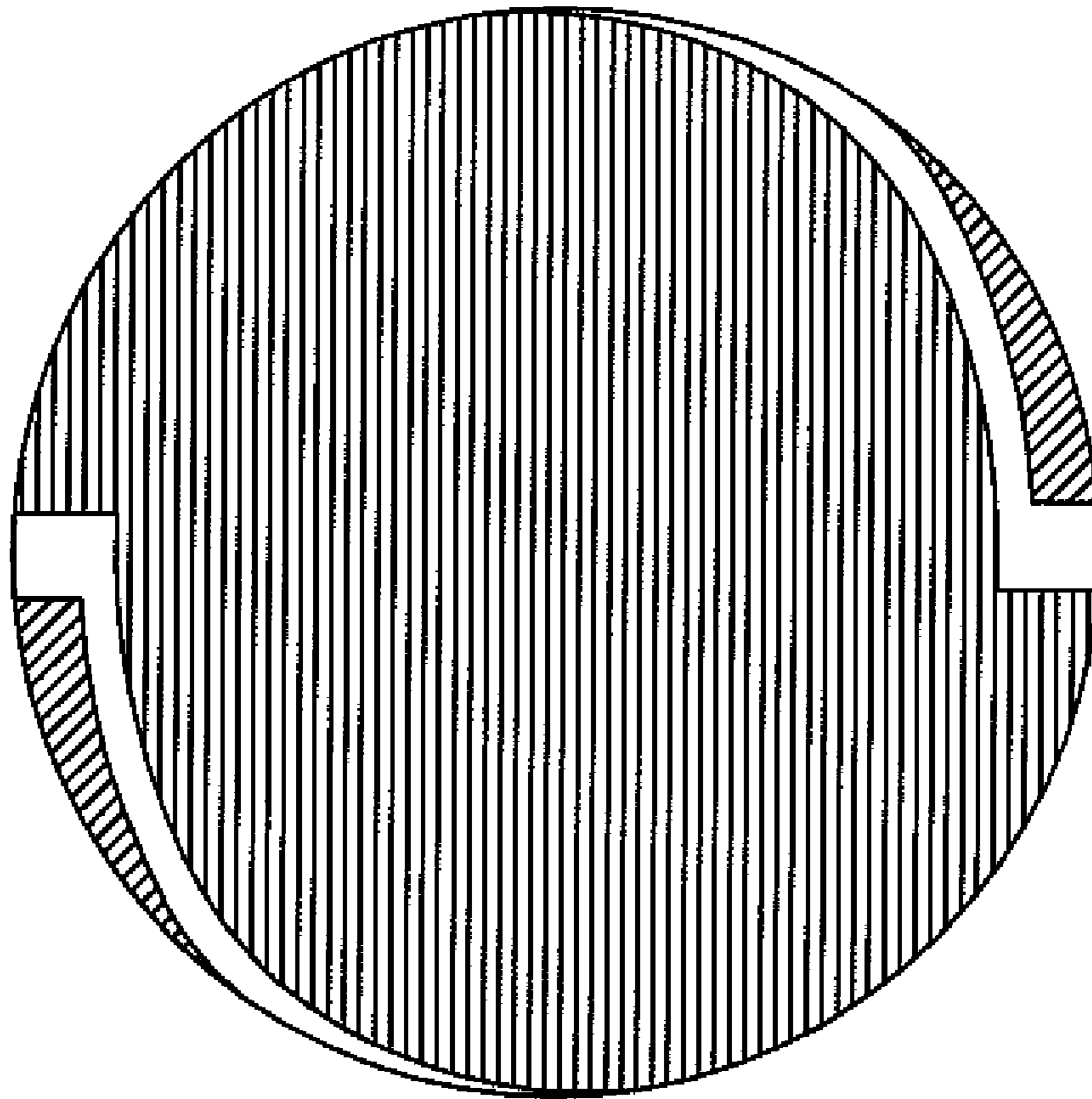


FIG. 5

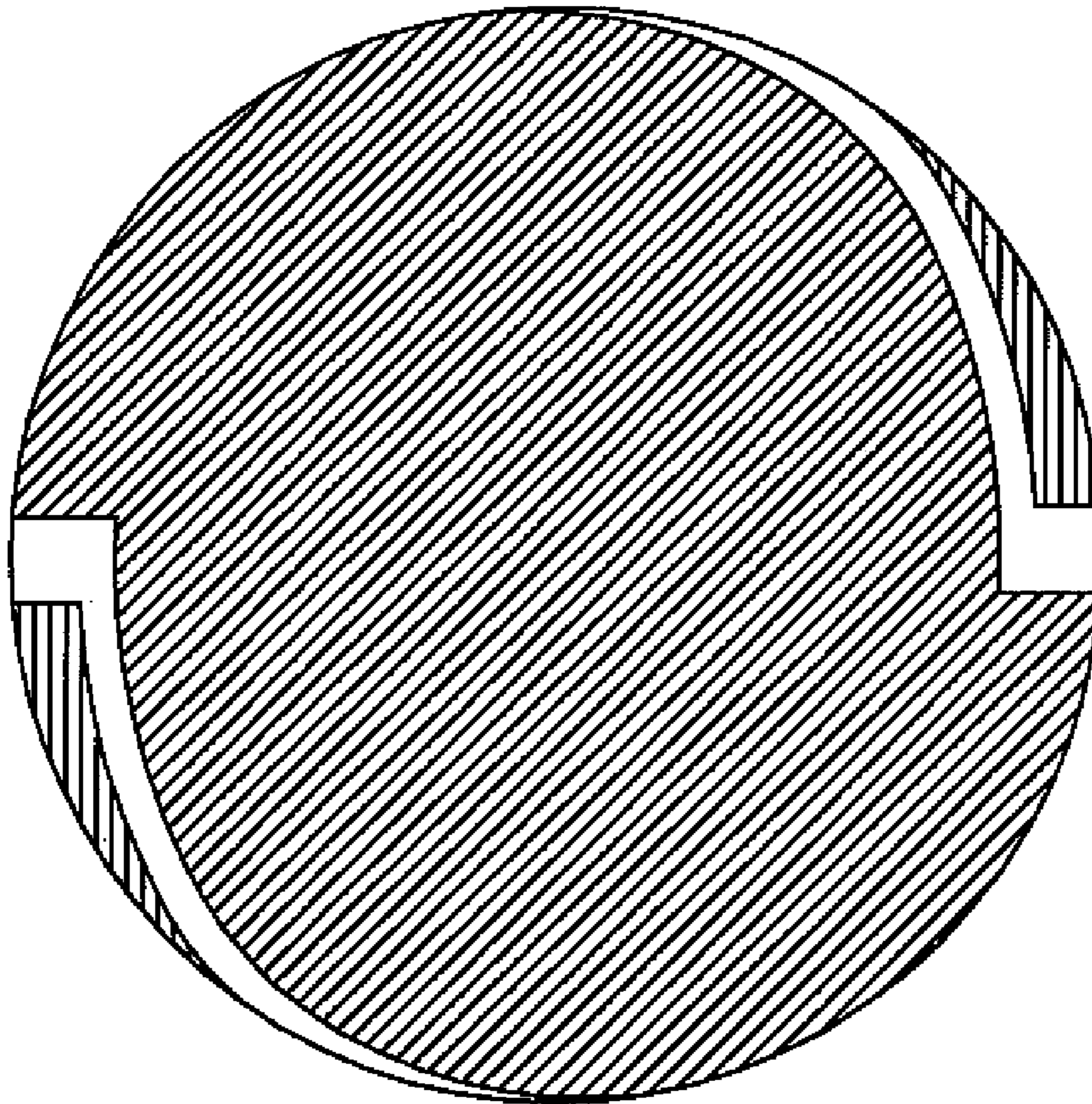


FIG. 6