

US00D591360S

(12) **United States Design Patent**  
**Fiore**

(10) **Patent No.:** **US D591,360 S**  
(45) **Date of Patent:** **\*\* Apr. 28, 2009**

(54) **SECONDARY GAMING CONSOLE**

(75) Inventor: **Richard W. Fiore**, Las Vegas, NV (US)

(73) Assignee: **Acres-Fiore Patents**, Las Vegas, NV (US)

(\*\*) Term: **14 Years**

(21) Appl. No.: **29/305,342**

(22) Filed: **Mar. 18, 2008**

**Related U.S. Application Data**

(63) Continuation-in-part of application No. 12/037,295, filed on Feb. 26, 2008.

(51) **LOC (9) Cl.** ..... **21-03**

(52) **U.S. Cl.** ..... **D21/370; D21/385**

(58) **Field of Classification Search** ..... D21/325,  
D21/329, 369-370, 385; 463/12, 16-17,  
463/20, 25, 46-47

See application file for complete search history.

(56) **References Cited**

**U.S. PATENT DOCUMENTS**

5,902,983	A	5/1999	Crevelt et al.	
5,910,048	A	6/1999	Feinberg	
6,302,793	B1	10/2001	Fertitta, III et al.	
6,443,840	B2	9/2002	Von Kohorn	
6,629,890	B2	10/2003	Johnson	
6,663,488	B1 *	12/2003	Adams	463/17
6,872,138	B2	3/2005	Akers	
D503,951	S *	4/2005	Karstens	D21/370
D512,464	S *	12/2005	Karstens	D21/370
D512,465	S *	12/2005	Karstens	D21/370
D524,380	S *	7/2006	Seelig et al.	D21/370
7,210,998	B2	5/2007	Kazaoka et al.	
2003/0190944	A1	10/2003	Manfredi et al.	
2005/0014558	A1	1/2005	Estey	

2005/0054439	A1	3/2005	Rowe et al.
2006/0116198	A1	6/2006	Leen et al.
2006/0121992	A1	6/2006	Bortnik et al.
2006/0205513	A1	9/2006	Breckner et al.
2007/0015573	A1	1/2007	Angell et al.
2007/0167229	A1	7/2007	LeMay et al.
2007/0213123	A1	9/2007	Walker et al.
2008/0108419	A1	5/2008	DiMichele et al.

**FOREIGN PATENT DOCUMENTS**

WO	WO 2004/037363	5/2004
WO	WO 2005/022453	3/2005
WO	WO 2005/124704	12/2005
WO	WO 2007/044861	4/2007

\* cited by examiner

*Primary Examiner*—Sandra Morris

(74) *Attorney, Agent, or Firm*—Marger Johnson & McCollom, P.C.

(57) **CLAIM**

An ornamental design for the secondary gaming console, as shown and described.

**DESCRIPTION**

FIG. 1 is a front view of a secondary gaming console, showing my new design;

FIG. 2 is a side view of FIG. 1; and,

FIG. 3 is a top view of FIG. 1.


FIG. 4 is a front view of a secondary gaming console, showing a second embodiment thereof;

FIG. 5 is a side view of FIG. 4; and,

FIG. 6 is a top view of FIG. 4.

The broken line showing of the primary game console is for illustrative purposes only, and forms no part of the claimed design.

**1 Claim, 4 Drawing Sheets**




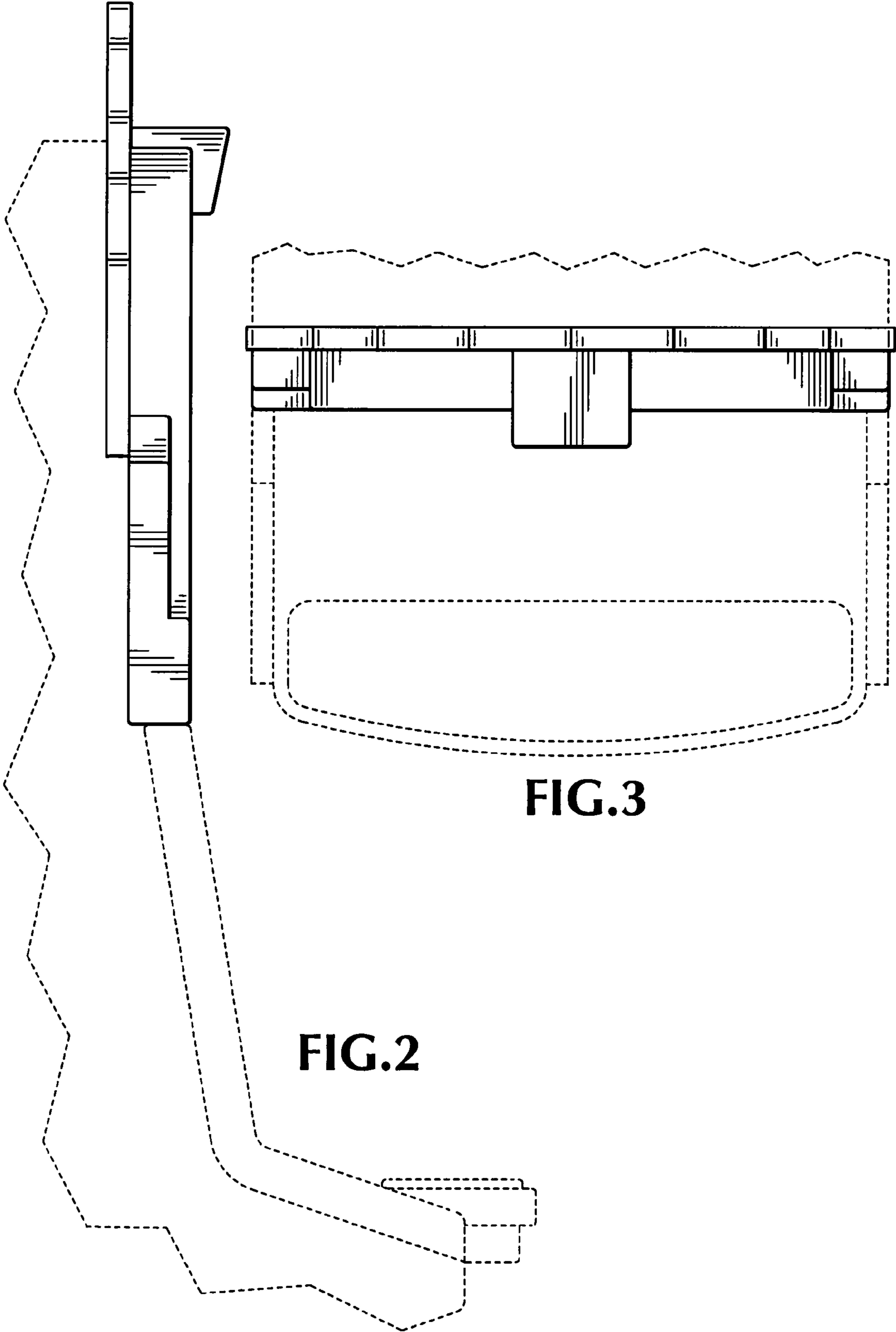



FIG. 1

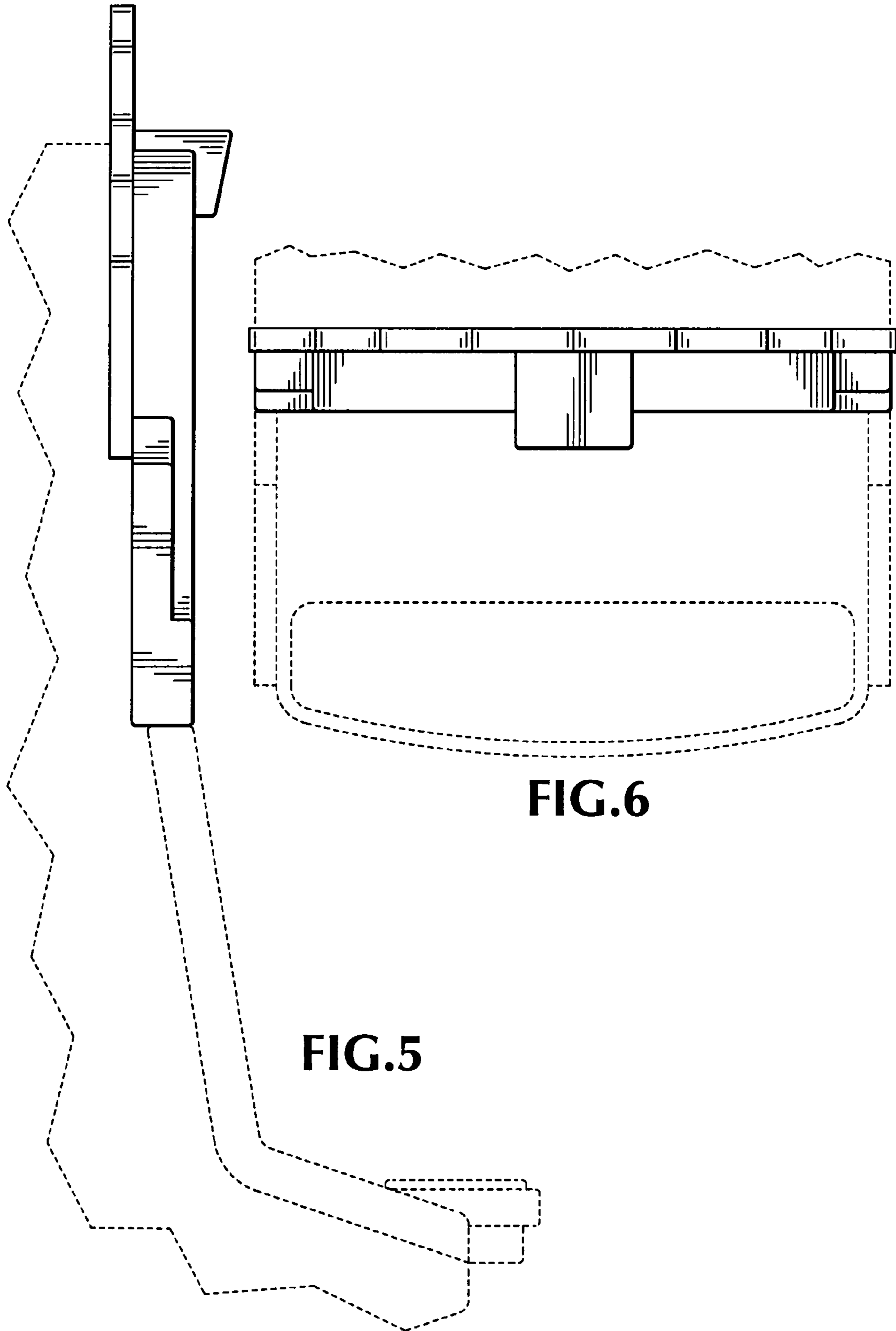


**FIG.3**

**FIG.2**



**FIG.4**



**FIG.6**

**FIG.5**