

US00D591357S

(12) **United States Design Patent**
Lee

(10) **Patent No.:** **US D591,357 S**
(45) **Date of Patent:** **** Apr. 28, 2009**

(54) **DISPLAY**

(75) Inventor: **Chien-Kuo Lee**, Taoyuan (TW)

(73) Assignee: **Hannspree, Inc.**, Neihu District, Taipei (TW)

(**) Term: **14 Years**

(21) Appl. No.: **29/299,752**

(22) Filed: **Jan. 3, 2008**

(51) **LOC (9) Cl.** **20-02**

(52) **U.S. Cl.** **D20/42; D6/306; D6/308**

(58) **Field of Classification Search** D20/10,
D20/17, 19, 29, 37, 42, 43, 99; 40/448, 541-547,
40/549, 564, 584, 616, 617, 700, 711, 714,
40/716, 732, 737, 768, 771, 798; D6/300,
D6/303, 306, 308, 310, 314; D14/125, 126,
D14/132, 336, 371, 374, 376

See application file for complete search history.

(56) **References Cited**

U.S. PATENT DOCUMENTS

D40,409 S * 12/1909 Loughlin D20/29

D45,173 S * 1/1914 Wineberg D6/306
5,109,619 A * 5/1992 Noggle 40/737
D392,109 S * 3/1998 Frankel D6/300
D569,355 S * 5/2008 Hoehn et al. D14/126

* cited by examiner

Primary Examiner—Janice E Seeger

Assistant Examiner—Mary Ann Calabrese

(74) *Attorney, Agent, or Firm*—Schmeisser, Olsen & Watts

(57) **CLAIM**

The ornamental design for a display, as shown and described.

DESCRIPTION

FIG. 1 is a front perspective view of a display showing my new design;

FIG. 2 is a front elevational view thereof;

FIG. 3 is a rear elevational view thereof;


FIG. 4 is a left side elevational view thereof;

FIG. 5 is a right side elevational view thereof;

FIG. 6 is a top plan view thereof; and,

FIG. 7 is a bottom plan view thereof.

1 Claim, 3 Drawing Sheets






FIG. 1




FIG. 2




FIG. 3

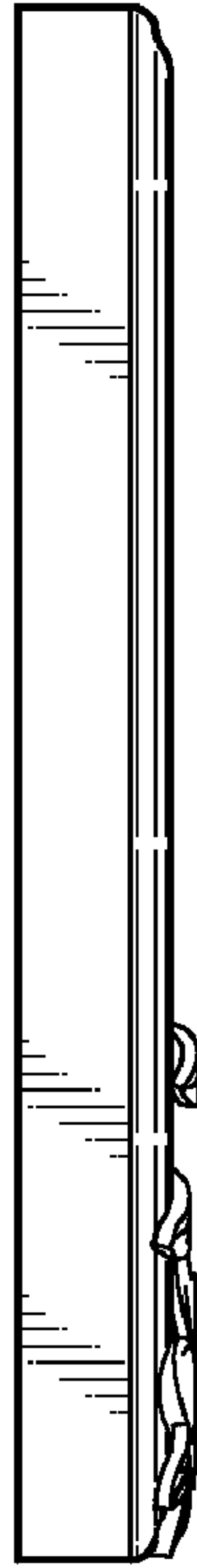


FIG. 4

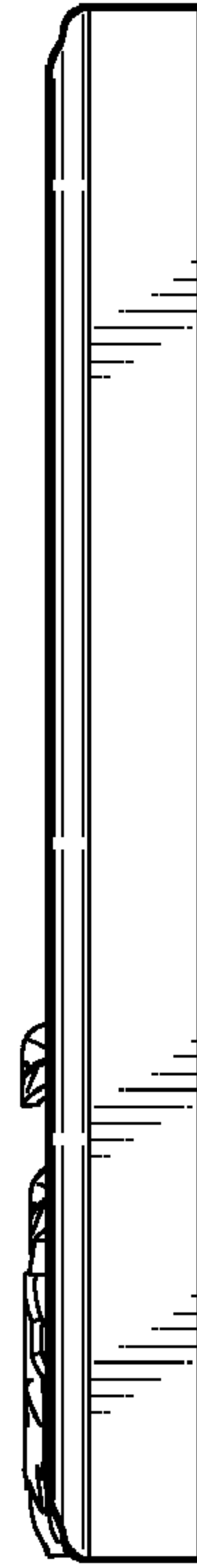


FIG. 5

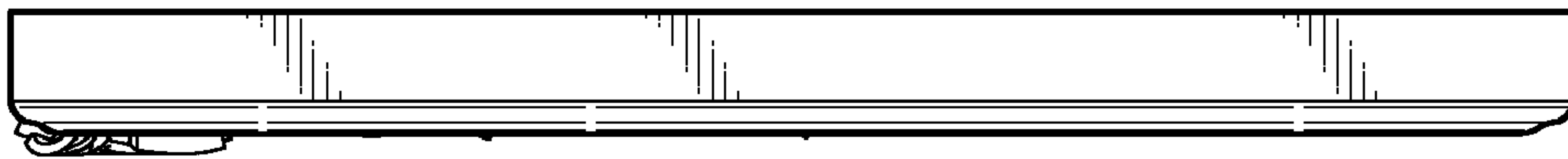


FIG. 6

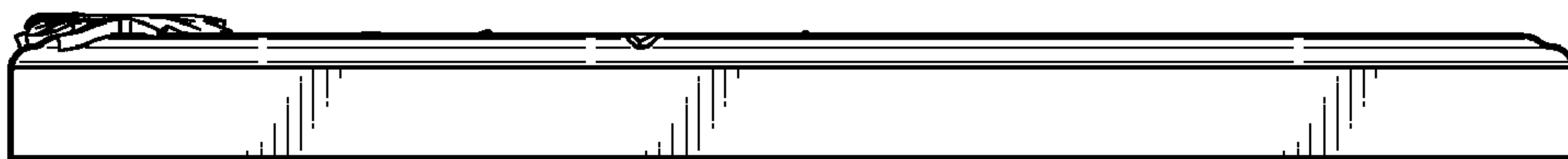


FIG. 7