

US00D591353S

(12) **United States Design Patent**
Booker

(10) **Patent No.:** **US D591,353 S**

(45) **Date of Patent:** **** Apr. 28, 2009**

(54) **PEN**

(76) **Inventor:** **Paul Steven Booker**, 1243 Breckenridge Way, Portage, MI (US) 49002

(**) **Term:** **14 Years**

(21) **Appl. No.:** **29/281,667**

(22) **Filed:** **Jun. 28, 2007**

(51) **LOC (9) Cl.** **19-06**

(52) **U.S. Cl.** **D19/51**

(58) **Field of Classification Search** D19/35, D19/36, 41-51, 53-57; 24/11 R, 11 F, 11 P; 401/52, 99, 100, 104-109, 192, 195, 196
See application file for complete search history.

(56) **References Cited**

U.S. PATENT DOCUMENTS

D338,915 S *	8/1993	Willat	D19/51
D394,875 S *	6/1998	Izushima	D19/51
D454,368 S *	3/2002	Pellissa Beneyto	D19/48
D475,741 S *	6/2003	Cetera	D19/51
D489,761 S *	5/2004	Cetera	D19/51
D492,723 S *	7/2004	Kuo Chiang	D19/51

6,793,426 B2 *	9/2004	Willat	401/6
D501,879 S *	2/2005	Martin	D19/36
D509,852 S *	9/2005	Anand	D19/50
7,226,229 B1 *	6/2007	Register	401/109
D558,826 S *	1/2008	Tam	D19/36
D567,859 S *	4/2008	Cetera	D19/55

* cited by examiner

Primary Examiner—Elizabeth A Albert

(57) **CLAIM**

The ornamental design for a pen, as shown and described.

DESCRIPTION

FIG. 1 Is a perspective view of the pen showing my new design

FIG. 2 is a bottom plan view thereof;

FIG. 3 is a top plan view thereof;

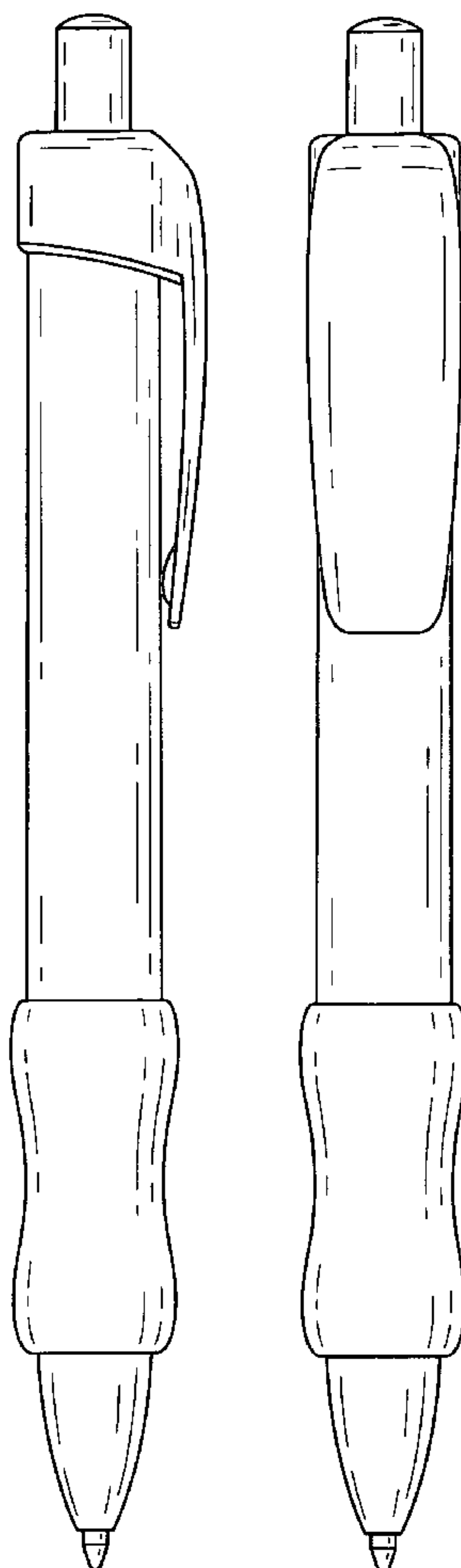
FIG. 4 is a right side elevational view thereof;

FIG. 5 is a left side elevational view thereof;

FIG. 6 is a front elevational view thereof; and,

FIG. 7 is a rear elevational view thereof.

1 Claim, 6 Drawing Sheets



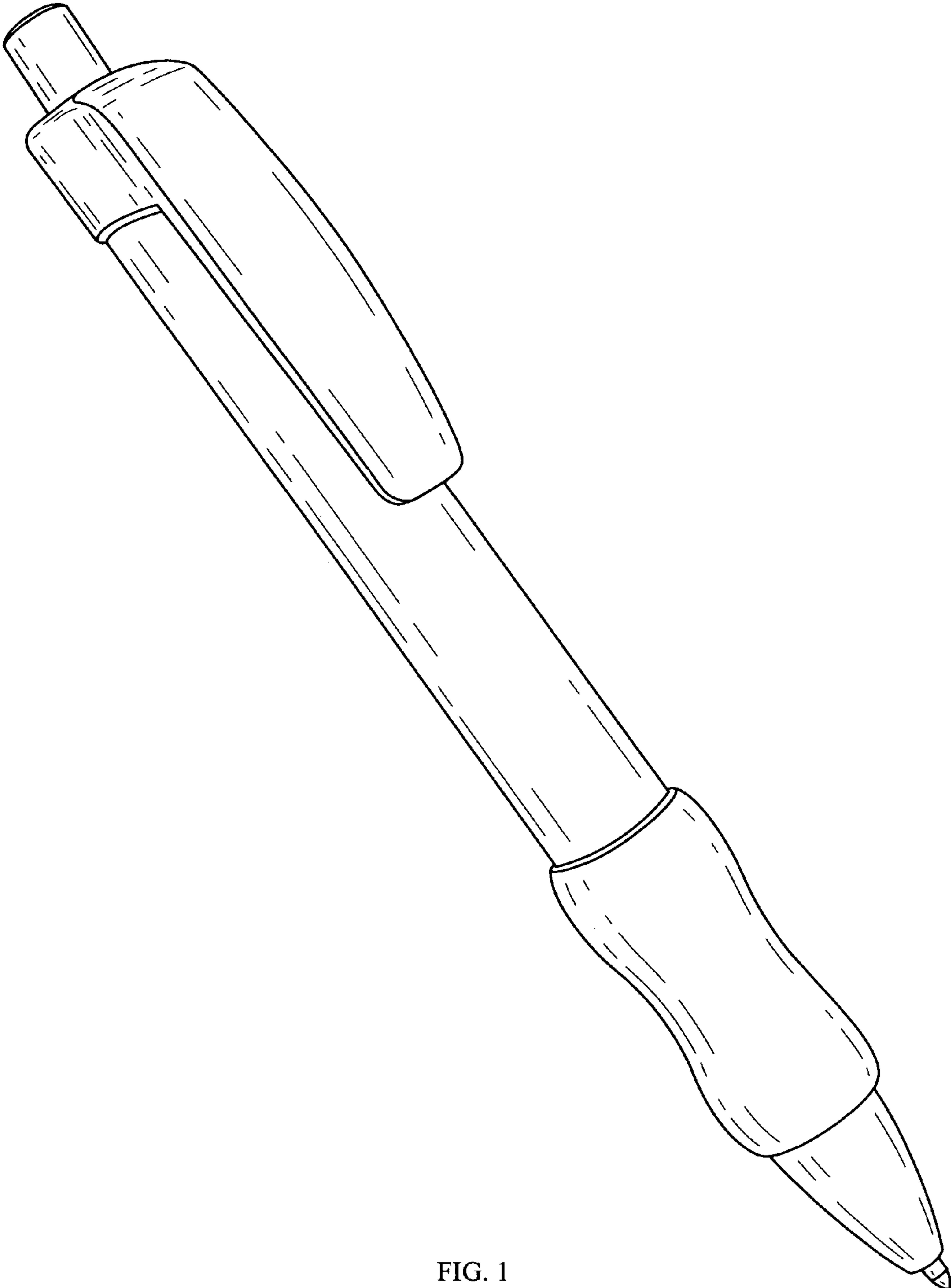


FIG. 1

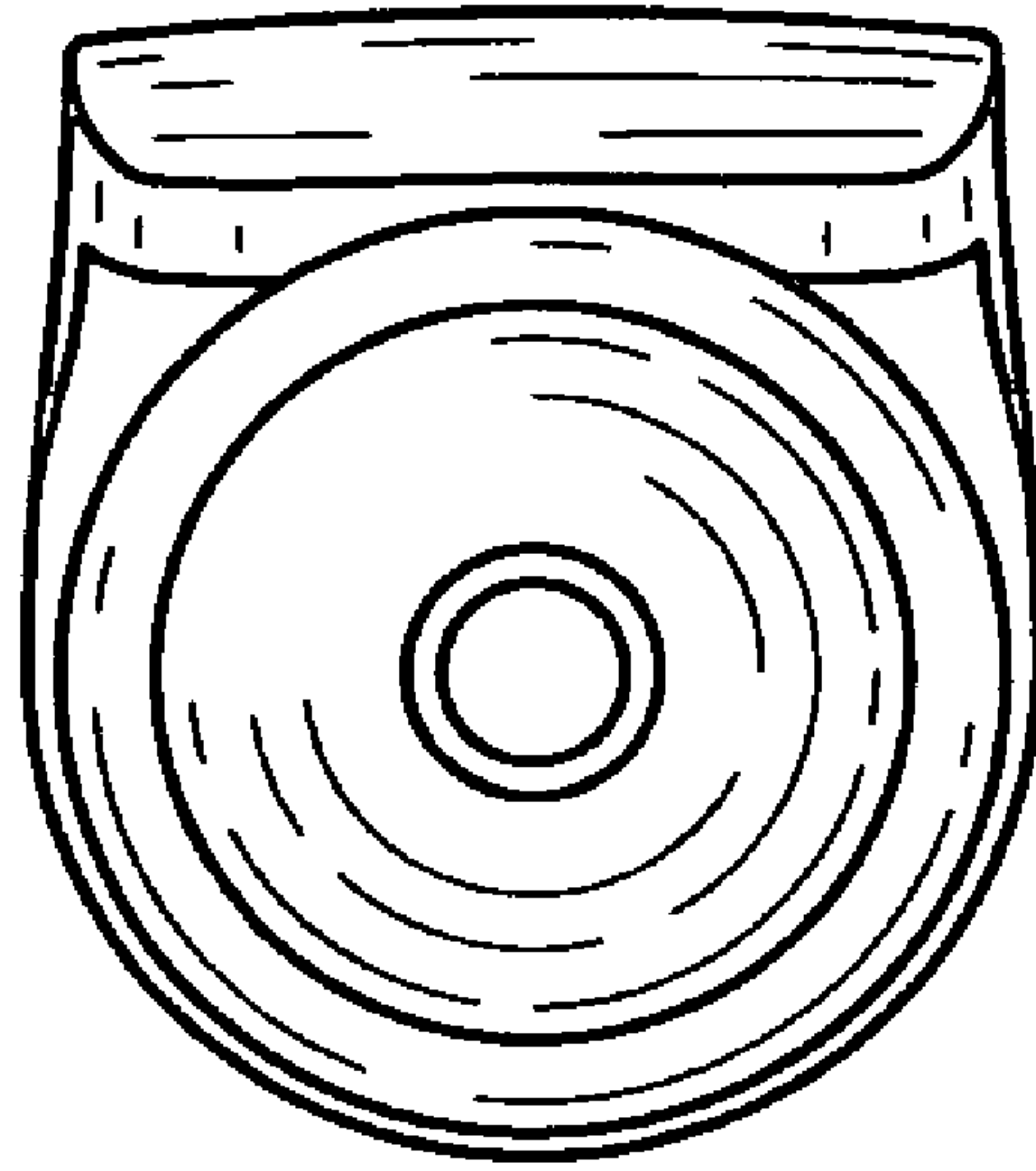


FIG. 2

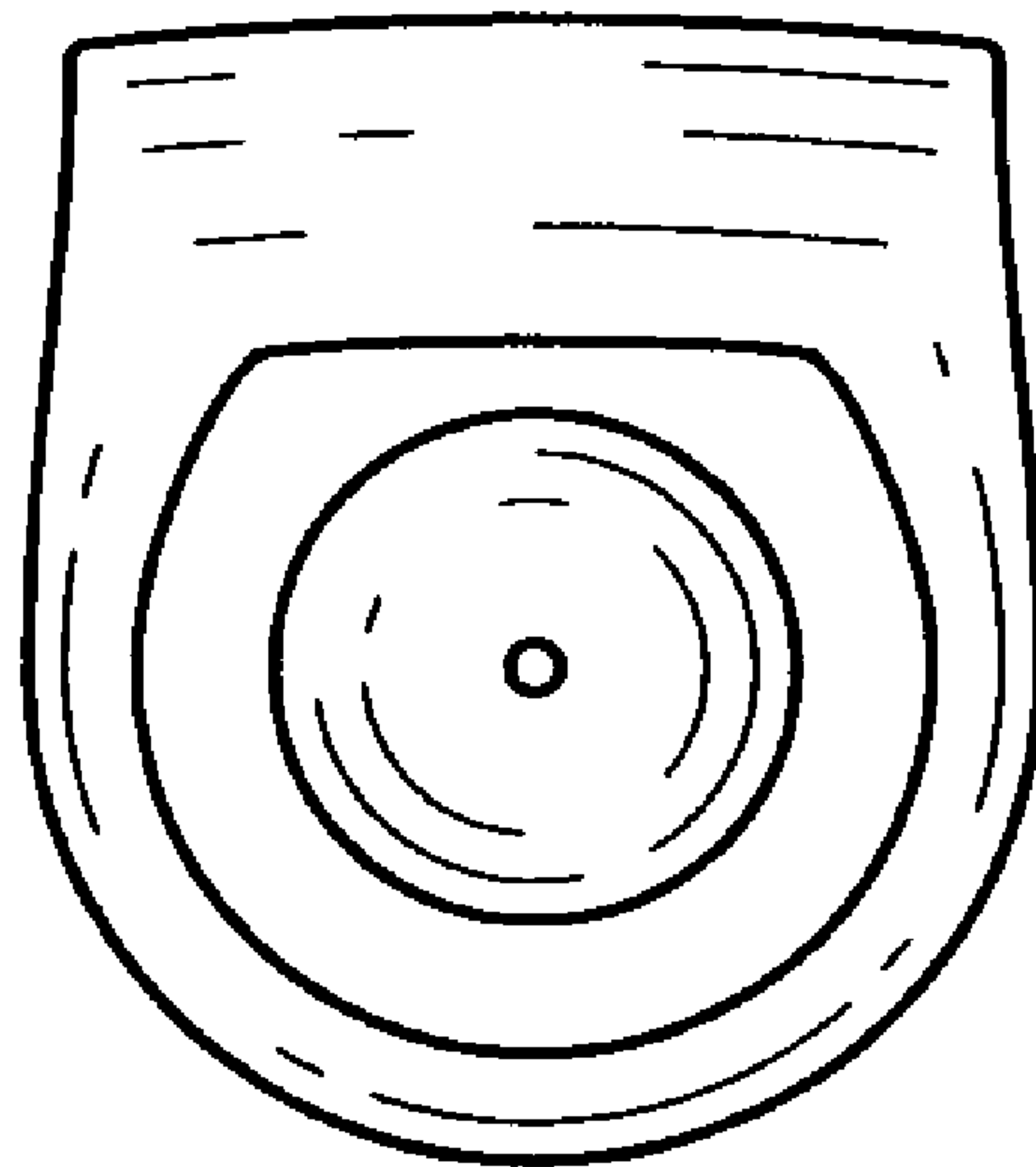


FIG. 3

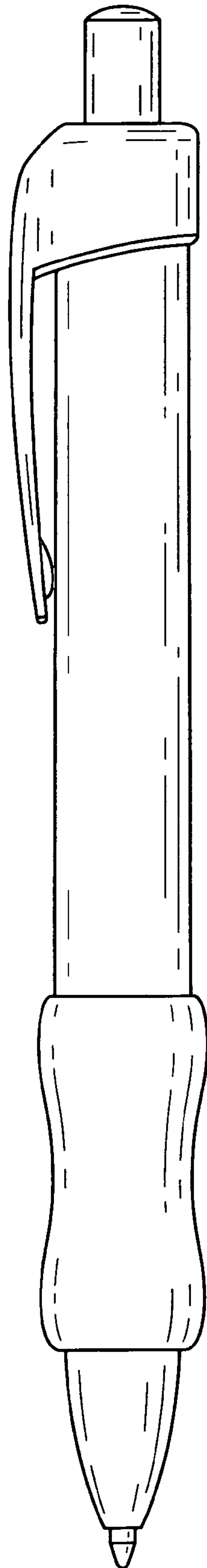


FIG. 4

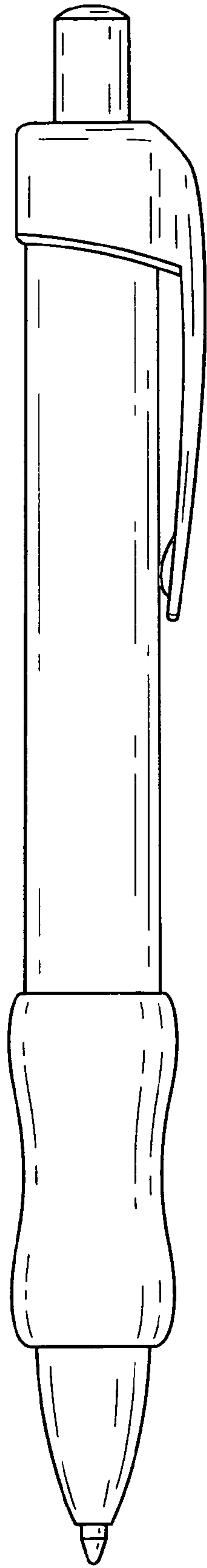


FIG. 5

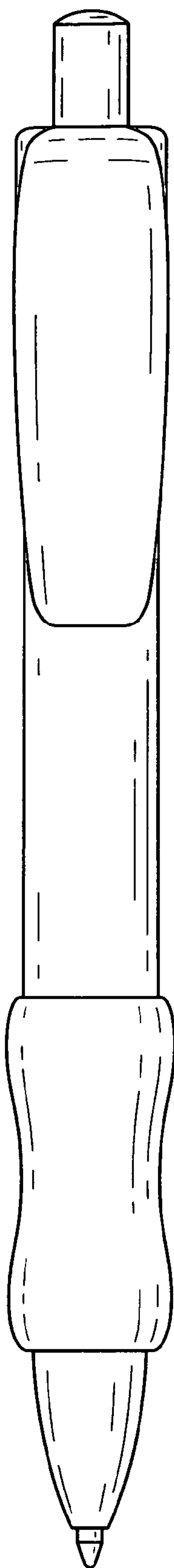


FIG. 6

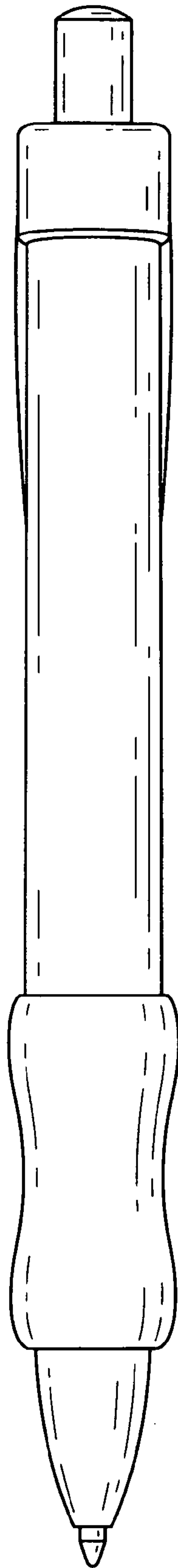


FIG. 7